

**Department of the Army  
Pamphlet 670-1**

**Uniform and Insignia**

**Guide to the  
Wear and  
Appearance  
of Army  
Uniforms  
and Insignia**

**Headquarters  
Department of the Army  
Washington, DC  
25 May 2017**

**UNCLASSIFIED**

# ***SUMMARY of CHANGE***

DA PAM 670-1

Guide to the Wear and Appearance of Army Uniforms and Insignia

This administrative revision, dated 11 October 2017—

- o Updates the Army Service Uniform, enlisted male (fig 11-5).
- o Updates the Class B Army Service Uniform, male, short-sleeved shirt without tie (fig 11-8).
- o Updates the Army Service Uniform, enlisted, female (fig 12-5).


**Uniform and Insignia**  
**Guide to the Wear and Appearance of Army Uniforms and Insignia**

---

By Order of the Secretary of the Army:

**MARK A. MILLEY**  
*General, United States Army*  
*Chief of Staff*

Official:



**GERALD B. O'KEEFE**  
*Administrative Assistant to the*  
*Secretary of the Army*

**History.** This publication is an administrative revision. The portions affected by this administrative revision are listed in the summary of change.

**Summary.** This pamphlet provides the implementation procedures for wear and appearance of Army uniforms and insignia.

**Applicability.** This pamphlet applies to the Active Army, the Army National Guard/Army National Guard of the United States, and the U.S. Army Reserve, unless otherwise stated.

**Proponent and exception authority.** The proponent of this pamphlet is the Deputy Chief of Staff, G-1. The proponent has the authority to approve exceptions or waivers to this pamphlet that are consistent with controlling law and regulations. The proponent may delegate this approval authority, in writing, to a division chief within the proponent agency or its direct reporting unit or field operating agency in the grade of colonel or the civilian equivalent. Activities may request a waiver to this pamphlet by providing justification that includes a full analysis of the expected benefits and must include formal review by the activ-

ity's senior legal officer. All waiver requests will be endorsed by the commander or senior leader of the requesting activity and forwarded through their higher headquarters to the policy proponent. Refer to AR 25-30 for specific guidance.

**Suggested improvements.** Users are invited to send comments and suggested improvements on DA Form 2028 (Recommended Changes to Publications and Blank Forms) to Deputy Chief of Staff, G-1 (DAPE-ZA), 300 Pentagon, Washington, DC 20301-0300.

**Distribution.** This publication is available in electronic media only and is intended for command levels C, D, and E for the Active Army, the Army National Guard/Army National Guard of the United States, and the U.S. Army Reserve.

---

**Contents** (Listed by paragraph and page number)

**Chapter 1**

**Introduction**, page 1

Purpose • 1-1, page 1

References • 1-2, page 1

Explanation of abbreviations and terms • 1-3, page 1

Responsibilities • 1-4, page 1

Statutory authority • 1-5, page 1

Recommending changes to Army uniforms • 1-6, page 1

Classification of service and combat/utility/field uniforms • 1-7, page 1

**Chapter 2**

**Responsibilities**, page 1

Empty cell • 2-1, page 1

Empty • 2-2, page 2

**Chapter 3**

**Appearance and Grooming**, page 2

Punitive and nonpunitive provisions • 3-1, page 2

Nonpunitive provisions • 3-2, page 2

Tattoo, branding, and body mutilation policy • 3-3, page 2

---

\*This pamphlet supersedes DA Pam 670-1, dated 1 July 2015.

## Contents—Continued

### Chapter 4

#### **Combat Uniform Ensemble, page 2**

Classification • 4-1, page 2

Composition • 4-2, page 2

Accessories • 4-3, page 4

Materials • 4-4, page 5

Insignia and accouterments • 4-5, page 5

Badges worn on the combat uniform • 4-6, page 6

General guidelines • 4-7, page 6

Combat uniform coat • 4-8, page 7

Combat uniform trousers • 4-9, page 7

Headgear • 4-10, page 7

### Chapter 5

#### **Maternity Work Uniform, page 9**

Classification • 5-1, page 9

Composition • 5-2, page 9

Accessories • 5-3, page 9

Materials • 5-4, page 10

Insignia and accouterments • 5-5, page 10

Badges worn on the maternity work uniform • 5-6, page 11

General guidelines • 5-7, page 11

### Chapter 6

#### **Aircrew Uniform, page 12**

##### *Section II*

##### *Army Aircrew Combat Uniform, page 12*

Classification • 6-1, page 12

Composition • 6-2, page 12

Accessories • 6-3, page 15

Materials • 6-4, page 15

Insignia and accouterments • 6-5, page 15

Badges worn on the aircrew uniform • 6-6, page 15

General guidelines • 6-7, page 15

Aircrew combat uniform coat • 6-8, page 16

Aircrew combat uniform trousers • 6-9, page 16

##### *Section II*

##### *Fire Resistant Environmental Ensemble, page 17*

Composition • 6-10, page 17

Accessories • 6-11, page 17

Materials • 6-12, page 17

General guidelines • 6-13, page 18

### Chapter 7

#### **Garrison Culinary Uniform-Male, page 18**

Classification • 7-1, page 18

Composition • 7-2, page 18

Accessories • 7-3, page 20

Materials • 7-4, page 21

Insignia and accouterments • 7-5, page 21

General guidelines • 7-6, page 21

### Chapter 8

#### **Garrison Culinary and Maternity Uniform-Female, page 21**

Classification • 8-1, page 21

## **Contents—Continued**

Composition • 8-2, *page 22*  
Accessories • 8-3, *page 25*  
Materials • 8-4, *page 25*  
Insignia and accouterments • 8-5, *page 25*  
General guidelines • 8-6, *page 25*

### **Chapter 9**

#### **Combat Vehicle Crewman Uniform, *page 26***

Classification • 9-1, *page 26*  
Composition • 9-2, *page 26*  
Accessories • 9-3, *page 28*  
Materials • 9-4, *page 29*  
Insignia and accouterments • 9-5, *page 29*  
General guidelines • 9-6, *page 29*

### **Chapter 10**

#### **Physical Fitness Uniform, *page 29***

Classification • 10-1, *page 29*  
Empty cell • 10-2, *page 29*  
Composition • 10-2, *page 30*  
Accessories • 10-3, *page 30*  
Materials • 10-4, *page 30*  
Insignia • 10-5, *page 30*  
General guidelines • 10-6, *page 30*  
Composition • Section III 10-7, *page 32*  
Accessories • 10-8, *page 33*  
Materials • 10-9, *page 33*  
Insignia • 10-10, *page 33*  
General guidelines • 10-11, *page 33*

### **Chapter 11**

#### **Service and Dress Uniforms-Male, *page 37***

Classification • 11-1, *page 37*  
Accessories • 11-3, *page 47*  
Materials • 11-4, *page 48*  
Insignia, accouterments, decorations, badges, unit awards and appurtenances • 11-5, *page 48*  
General guidelines • 11-6, *page 49*  
Coat, Army blue, male • 11-7, *page 49*  
Trousers, blue • 11-8, *page 50*  
Shirt, long- and short-sleeved, white, male • 11-9, *page 50*  
Service cap, Army blue, male (optional) • 11-10, *page 50*

### **Chapter 12**

#### **Service and Dress Uniforms-Female, *page 53***

Classification • 12-1, *page 53*  
Composition • 12-2, *page 53*  
Accessories • 12-3, *page 62*  
Materials • 12-4, *page 63*  
Insignia, accouterments, decorations, badges, unit awards and appurtenances • 12-5, *page 64*  
General guidelines • 12-6, *page 64*  
Coat, Army blue, female • 12-7, *page 65*  
Slacks, blue • 12-8, *page 65*  
Skirt, blue • 12-9, *page 66*  
Shirt, long- and short-sleeved, White, female • 12-10, *page 66*

## Contents—Continued

### Chapter 13

#### **Maternity Service Uniform**, *page 67*

Classification • 13-1, *page 67*

Composition • 13-2, *page 67*

Accessories • 13-3, *page 69*

Materials • 13-4, *page 70*

Insignia, accouterments, decorations, badges, unit awards and appurtenances • 13-5, *page 70*

General guidelines • 13-6, *page 70*

Tunic, Army blue, maternity • 13-7, *page 71*

Slacks, blue, maternity • 13-8, *page 71*

Skirt, blue, maternity • 13-9, *page 72*

Shirt, long- and short-sleeved, white, maternity • 13-10, *page 72*

### Chapter 14

#### **Blue Mess Uniforms-Male**, *page 72*

Classification • 14-1, *page 72*

Composition • 14-2, *page 72*

Accessories • 14-3, *page 75*

Materials • 14-4, *page 76*

Insignia, accouterments, decorations, badges, unit awards and appurtenances • 14-5, *page 76*

General guidelines • 14-6, *page 77*

Jacket, Army blue mess, male • 14-7, *page 77*

Trousers, blue mess • 14-8, *page 81*

### Chapter 15

#### **Blue Mess Uniforms-Female**, *page 81*

Classification • 15-1, *page 81*

Composition • 15-2, *page 81*

Accessories • 15-3, *page 84*

Materials • 15-4, *page 85*

Insignia, accouterments, decorations, badges, unit awards and appurtenances • 15-5, *page 85*

General guidelines • 15-6, *page 85*

Jacket, Army blue mess, female • 15-7, *page 85*

Skirts, blue mess and blue evening mess • 15-8, *page 90*

### Chapter 16

#### **White Mess Uniforms-Male**, *page 90*

Classification • 16-1, *page 90*

Composition • 16-2, *page 90*

Accessories • 16-3, *page 94*

Materials • 16-4, *page 95*

Insignia, accouterments, decorations, badges, unit awards and appurtenances • 16-5, *page 95*

General guidelines • 16-6, *page 95*

Jacket, Army white mess, male • 16-7, *page 95*

Trousers, black mess • 16-8, *page 100*

### Chapter 17

#### **White Mess Uniforms-Female**, *page 100*

Classification • 17-1, *page 100*

Composition • 17-2, *page 100*

Accessories • 17-3, *page 105*

Materials • 17-4, *page 105*

Insignia, accouterments, decorations, badges, unit awards and appurtenances • 17-5, *page 105*

General guidelines • 17-6, *page 105*

Jacket, Army white mess, female • 17-7, *page 106*

Skirt, white mess • 17-8, *page 110*

## Contents—Continued

### Chapter 18

#### **Uniform Accessories**, *page 110*

- General • 18–1, *page 110*
- Belts and buckles • 18–2, *page 110*
- Beret • 18–3, *page 111*
- Boots • 18–4, *page 112*
- Buttons • 18–5, *page 113*
- Capes (officers only) • 18–6, *page 115*
- Chaplain's apparel • 18–7, *page 117*
- Coat, black, all-weather (male and female) • 18–8, *page 118*
- Cover, cap, rain • 18–9, *page 119*
- Cuff links and studs • 18–10, *page 120*
- Cummerbunds • 18–11, *page 120*
- Fleece Cap • 18–12, *page 120*
- Gloves • 18–13, *page 120*
- Handbags • 18–14, *page 121*
- Hat, drill sergeant • 18–15, *page 121*
- Judge's apparel • 18–16, *page 123*
- Military police accessories • 18–17, *page 123*
- Neck gaiter • 18–18, *page 126*
- Neck tabs, female • 18–19, *page 126*
- Neckties, male • 18–20, *page 127*
- Overshoes, black • 18–22, *page 128*
- Scarves • 18–23, *page 128*
- Shirts, white • 18–24, *page 128*
- Shoes • 18–25, *page 128*
- Socks • 18–26, *page 129*
- Suspenders • 18–27, *page 130*
- Sweaters • 18–28, *page 130*
- Umbrella • 18–29, *page 132*
- Undergarments • 18–30, *page 133*
- Vest, white, male • 18–31, *page 134*
- Windbreaker, black • 18–32, *page 134*

### Chapter 19

#### **Wear of Insignia and Accouterments**, *page 135*

- General • 19–1, *page 135*
- General description • 19–2, *page 135*
- Headgear insignia • 19–3, *page 135*
- U.S. insignia • 19–4, *page 143*
- Grade insignia for general officers • 19–5, *page 147*
- Grade insignia for other officers • 19–6, *page 152*
- Grade insignia for enlisted personnel • 19–7, *page 159*
- Other grade insignia • 19–8, *page 168*
- Branch insignia • 19–9, *page 175*
- Branch insignia-other • 19–10, *page 175*
- Insignia for aides • 19–11, *page 199*
- Branch insignia-how worn • 19–12, *page 207*
- Insignia for U.S. Military Academy (USMA) staff • 19–13, *page 211*
- Branch insignia for officer candidates • 19–14, *page 212*
- Insignia for warrant officer candidates • 19–15, *page 214*
- Shoulder sleeve insignia-current organization • 19–16, *page 215*
- Shoulder sleeve insignia-former wartime service • 19–17, *page 215*
- Wear of U.S. flag embroidered insignia • 19–18, *page 216*
- Branch colors • 19–19, *page 216*
- Branch scarves • 19–20, *page 217*

## Contents—Continued

Distinctive unit insignia • 19–21, *page 217*  
Regimental distinctive insignia • 19–22, *page 218*  
Insignia representing regimental affiliation • 19–23, *page 220*  
Insignia, distinguishing, U.S. Army tape, nametape, and nameplate • 19–24, *page 220*  
Aiguillette, service • 19–25, *page 222*  
Aiguillette, dress • 19–26, *page 223*  
Service stripes • 19–27, *page 225*  
Overseas service bars • 19–28, *page 227*  
Brassards • 19–29, *page 228*  
Distinctive items authorized for infantry personnel • 19–30, *page 235*  
Distinctive items authorized for other than infantry personnel • 19–31, *page 236*

## Chapter 20

### **Wear of Decorations, Service Medals, Badges, Unit Awards, and Appurtenances, *page 237***

General • 20–1, *page 237*  
Authorization • 20–2, *page 237*  
When wearing awards is prohibited • 20–3, *page 238*  
Order of Precedence by Category of Medal • 20–4, *page 238*  
Order of Precedence within categories of medals • 20–5, *page 238*  
Wear of service ribbons and lapel buttons • 20–6, *page 241*  
Full-sized U.S. and foreign decorations and service medals • 20–7, *page 244*  
Miniature decorations and service medals • 20–8, *page 246*  
Multiple neck ribbons, broad sashes, and stars • 20–9, *page 247*  
U.S. and foreign unit awards • 20–10, *page 250*  
Appurtenances • 20–11, *page 253*  
Badges authorized for wear on Army uniforms • 20–12, *page 254*  
Badges not authorized for wear on Army uniforms • 20–13, *page 255*  
Categories of badges authorized for wear on Army Uniforms • 20–14, *page 255*  
Marksmanship badges and tab • 20–15, *page 255*  
Combat and special skill badges and tabs • 20–16, *page 266*  
Identification badges • 20–17, *page 292*  
Foreign badges • 20–18, *page 305*

## Chapter 21

### **Wear of the Army Uniform by Reserve, Retired, Separated, and Civilian Personnel, *page 306***

Occasions of ceremony • 21–1, *page 306*  
Army National Guard and U.S. Army Reserve • 21–2, *page 307*  
Retired personnel • 21–3, *page 307*  
Former members of the Army • 21–4, *page 307*  
Medal of Honor recipients • 21–5, *page 307*  
Medals on civilian clothes • 21–6, *page 307*  
Prohibition on uniform wear • 21–7, *page 307*  
Uniform similar to the Army uniform • 21–8, *page 308*  
Distinctive unit insignia on civilian clothing • 21–9, *page 308*  
Uniforms by United States civilians • 21–10, *page 308*

## Appendixes

- A. References, *page 309*
- B. Prescribed Dress, *page 312*
- C. Officer Uniform Requirements, *page 313*
- D. Clothing Bag List, *page 314*
- E. Mandatory Possession and Wear-out Dates, *page 315*
- F. Service Equivalent Uniforms, *page 316*



## Contents—Continued

### Table List

- Table 20-1: , *page 251*  
Table 20-1: Authority for wear-U.S. unit award emblems, *page 251*  
Table 20-2: Clasps authorized for second and subsequent awards of the Good Conduct Medal-, *page 254*  
Table B-1: Table of prescribed dress, *page 312*  
Table C-1: List of major components, *page 313*  
Table E-1: Possession dates of clothing bag items-- , *page 315*  
Table E-2: Wear-out dates of clothing bag items, *page 315*  
Table F-1: , *page 316*  
Table F-1: Guideline for appropriate attire-, *page 316*

### Figure List

- Figure 4-1: Combat uniform coat with patrol cap, *page 3*  
Figure 4-2: Cold-weather coat (field jacket), *page 5*  
Figure 4-3: Find the figure title, *page 8*  
Figure 5-1: Maternity work uniform, *page 10*  
Figure 6-1: Army aircrew combat uniform with helmet, *page 13*  
Figure 6-2: Army aircrew combat uniform with patrol cap, *page 14*  
Figure 7-1: Garrison Culinary. uniform, male, *page 19*  
Figure 7-2: Garrison Culinary. uniform, male, *page 20*  
Figure 8-1: Garrison Culinary. uniform, female, *page 23*  
Figure 8-2: Garrison Culinary uniform, female, *page 24*  
Figure 9-1: Combat vehicle crewman uniform, *page 27*  
Figure 9-2: Jacket, cold-weather, *page 28*  
Figure 10-1: Improved physical fitness uniform variations, *page 31*  
Figure 10-2: Improved physical fitness uniform variations—continued, *page 32*  
Figure 10-3: Army physical fitness uniform variations, *page 35*  
Figure 10-4: Army physical fitness uniform variations—continued, *page 36*  
Figure 11-1: Army Service Uniform, general officer, male, *page 38*  
Figure 11-2: Army Service Uniform, officer, male, *page 39*  
Figure 11-3: Army Service Uniform, warrant officer, male, *page 40*  
Figure 11-4: Army Service Uniform, noncommissioned officer, male, *page 41*  
Figure 11-5: Army Service Uniform, enlisted, male, *page 42*  
Figure 11-6: Class B Army Service Uniform, male, long-sleeved shirt and tie, *page 43*  
Figure 11-7: Class B Army Service Uniform, male, short-sleeved shirt and tie, *page 44*  
Figure 11-8: Class B Army Service Uniform, male, short-sleeved shirt without tie, *page 45*  
Figure 11-9: Army dress uniform, officer, male, *page 46*  
Figure 11-10: Army dress uniform, enlisted, male, *page 47*  
Figure 11-11: Service cap, blue, general officers (optional), *page 52*  
Figure 11-12: Service cap, blue, field grade officers (optional), *page 52*  
Figure 11-13: Service cap, blue, company grade officers (optional), *page 53*  
Figure 11-14: Service cap, blue, enlisted (optional), *page 53*  
Figure 12-1: Army Service Uniform, general officer, female, *page 55*  
Figure 12-2: Army Service Uniform, officer, female, *page 56*  
Figure 12-3: Army Service Uniform, warrant officer, female, *page 57*  
Figure 12-4: Army Service Uniform, noncommissioned officer, female, *page 58*  
Figure 12-5: Army Service Uniform, enlisted, female, *page 59*  
Figure 12-6: Class B variations of the Army Service Uniform, female, *page 60*  
Figure 12-7: Class B variations of the Army Service Uniform, female-Continued, *page 61*  
Figure 12-8: Army Service and Dress Uniform, female, *page 62*  
Figure 13-1: Maternity Service Uniform, Class A, *page 68*  
Figure 13-2: Maternity Service Uniform, Class B, *page 69*  
Figure 14-1: Army blue mess uniform, general officers, *page 73*  
Figure 14-2: Army blue evening mess uniform, other officers, *page 74*

## Contents—Continued

- Figure 14-3: Army blue mess uniform, enlisted, *page 75*  
Figure 14-4: Shoulder knot, *page 77*  
Figure 14-5: Sleeve ornamentation, blue mess, general, *page 78*  
Figure 14-6: Sleeve ornamentation, blue mess, lieutenant general, *page 78*  
Figure 14-7: Sleeve ornamentation, blue mess, major general, *page 79*  
Figure 14-8: Sleeve ornamentation, blue mess, brigadier general, *page 79*  
Figure 14-9: Sleeve ornamentation, blue mess, field and company grade officers, *page 80*  
Figure 14-10: Sleeve ornamentation, blue mess, warrant officers, *page 80*  
Figure 15-1: Army blue mess uniform, general officers, female, *page 82*  
Figure 15-2: Army blue mess uniform, enlisted, *page 83*  
Figure 15-3: Army blue evening mess uniform, other officers, *page 84*  
Figure 15-4: Shoulder knot, *page 86*  
Figure 15-5: Sleeve ornamentation, blue mess, general, *page 87*  
Figure 15-6: Sleeve ornamentation, blue mess, lieutenant general, *page 87*  
Figure 15-7: Sleeve ornamentation, blue mess, major general, *page 88*  
Figure 15-8: Sleeve ornamentation, blue mess, brigadier general, *page 88*  
Figure 15-9: Sleeve ornamentation, blue mess, field and company grade officers, *page 89*  
Figure 15-10: Sleeve ornamentation, blue mess, warrant officers, *page 89*  
Figure 15-11: Sleeve ornamentation, blue mess, enlisted, *page 90*  
Figure 16-1: Army white mess uniform, general officers, *page 92*  
Figure 16-2: Army white evening mess uniform, other officers, *page 93*  
Figure 16-3: Army white mess uniform, enlisted, *page 94*  
Figure 16-4: Shoulder knot, *page 96*  
Figure 16-5: Sleeve ornamentation, white mess, general, *page 97*  
Figure 16-6: Sleeve ornamentation, white mess, lieutenant general, *page 97*  
Figure 16-7: Sleeve ornamentation, white mess, major general, *page 98*  
Figure 16-8: Sleeve ornamentation, white mess, brigadier general, *page 98*  
Figure 16-9: Sleeve ornamentation, white mess, field and company grade officers, *page 99*  
Figure 16-10: Sleeve ornamentation, white mess, warrant officers, *page 99*  
Figure 16-11: Sleeve ornamentation, white mess, enlisted, *page 100*  
Figure 17-1: Army white mess uniform, other officers (new version jacket), *page 102*  
Figure 17-2: Army all-white mess uniform, enlisted (new version jacket), *page 103*  
Figure 17-3: Army white evening mess uniform, general officer (old version jacket), *page 104*  
Figure 17-4: Shoulder knot, *page 106*  
Figure 17-5: Sleeve ornamentation, white mess, general, *page 107*  
Figure 17-6: Sleeve ornamentation, white mess, lieutenant general, *page 107*  
Figure 17-7: Sleeve ornamentation, white mess, major general, *page 108*  
Figure 17-8: Sleeve ornamentation, white mess, brigadier general, *page 108*  
Figure 17-9: Sleeve ornamentation, white mess, officer, *page 109*  
Figure 17-10: Sleeve ornamentation, white mess, warrant officer, *page 109*  
Figure 17-11: Sleeve ornamentation, white mess, enlisted, *page 110*  
Figure 18-1: Brass buckle, *page 111*  
Figure 18-2: Wear of the beret, male and female, *page 112*  
Figure 18-3: Regular Army button, *page 114*  
Figure 18-4: Essayons button, *page 115*  
Figure 18-5: Blue cape, female officers, *page 116*  
Figure 18-6: Blue cape, male officers, *page 117*  
Figure 18-7: Army black all-weather coat with officer insignia, *page 119*  
Figure 18-8: Hat, drill sergeant, female, *page 122*  
Figure 18-9: Hat, drill sergeant, male, *page 123*  
Figure 18-10: Military police accessories, male, *page 125*  
Figure 18-11: Military police accessories, female, *page 126*  
Figure 18-12: Black unisex cardigan, *page 131*  
Figure 18-14: Windbreakers, *page 134*  
Figure 19-1: Service cap insignia, officer, male, *page 135*  
Figure 19-2: Service cap insignia, Sergeant Major of the Army, *page 136*

## Contents—Continued

- Figure 19–3: Service cap insignia, enlisted, male, *page 136*  
Figure 19–4: Service cap insignia, officer, female, *page 137*  
Figure 19–5: Service cap insignia, enlisted female, *page 137*  
Figure 19–6: Beret with flash, *page 138*  
Figure 19–7: Beret with flash, officer, *page 138*  
Figure 19–8: Beret with flash, enlisted, *page 139*  
Figure 19–9: Helmet cover with rank insignia, *page 140*  
Figure 19–10: Helmet insignia, military police, *page 140*  
Figure 19–11: Helmet insignia, military police division unit, *page 141*  
Figure 19–12: Helmet insignia, military police corps unit, *page 141*  
Figure 19–13: Helmet insignia, military police Army unit, *page 142*  
Figure 19–14: Patrol cap insignia, enlisted, *page 143*  
Figure 19–15: Patrol cap insignia, officer, *page 143*  
Figure 19–16: U.S. insignia, officer, *page 144*  
Figure 19–17: Wearing U.S. insignia, officer, male, *page 144*  
Figure 19–18: Wearing U.S. insignia, officer, female, (old version), *page 145*  
Figure 19–19: Wearing U.S. insignia, officer, female (new version), *page 145*  
Figure 19–20: U.S. insignia, enlisted, *page 146*  
Figure 19–21: Wearing U.S. insignia, enlisted, male, *page 146*  
Figure 19–22: Wearing U.S. insignia, enlisted, female (old version), *page 147*  
Figure 19–23: Wearing U.S. insignia, enlisted, female (new version), *page 147*  
Figure 19–24: Insignia of grade, general, *page 148*  
Figure 19–25: Insignia of grade, lieutenant general, *page 149*  
Figure 19–26: Insignia of grade, major general, *page 150*  
Figure 19–27: Insignia of grade, brigadier general, *page 151*  
Figure 19–28: Insignia of grade, general officers, on shoulder loop, *page 151*  
Figure 19–29: Insignia of grade, general officers, on beret, *page 152*  
Figure 19–30: Insignia of grade, colonel, *page 153*  
Figure 19–31: Insignia of grade, lieutenant colonel (silver), *page 153*  
Figure 19–32: Insignia of grade, major (gold), *page 154*  
Figure 19–33: Insignia of grade, captain, *page 154*  
Figure 19–34: Insignia of grade, first lieutenant (silver), *page 155*  
Figure 19–35: Insignia of grade, second lieutenant (gold), *page 155*  
Figure 19–36: Insignia of grade, chief warrant officer 5, *page 156*  
Figure 19–37: Insignia of grade, chief warrant officer 4, *page 156*  
Figure 19–38: Insignia of grade, chief warrant officer 3, *page 157*  
Figure 19–39: Insignia of grade, chief warrant officer 2, *page 157*  
Figure 19–40: Insignia of grade, warrant officer one, *page 158*  
Figure 19–41: Insignia of grade, other officers, on shoulder loops, *page 158*  
Figure 19–42: Insignia of grade, Sergeant Major of the Army, *page 159*  
Figure 19–43: Insignia of grade, command sergeant major, *page 159*  
Figure 19–44: Insignia of grade, sergeant major, *page 160*  
Figure 19–45: Insignia of grade, first sergeant, *page 160*  
Figure 19–46: Insignia of grade, master sergeant, *page 161*  
Figure 19–47: Insignia of grade, sergeant first class, *page 161*  
Figure 19–48: Insignia of grade, staff sergeant, *page 162*  
Figure 19–49: Insignia of grade, sergeant, *page 162*  
Figure 19–50: Insignia of grade, corporal, *page 163*  
Figure 19–51: Insignia of grade, specialist, *page 163*  
Figure 19–52: Insignia of grade, private first class, *page 164*  
Figure 19–53: Insignia of grade, PV2, *page 164*  
Figure 19–54: Pin-on insignia of grade, enlisted, *page 166*  
Figure 19–55: Wearing sew-on insignia of grade, enlisted, *page 167*  
Figure 19–56: Wearing pin-on insignia of grade on collars, nonsubdued, *page 167*  
Figure 19–57: Shoulder marks, officer, *page 169*  
Figure 19–58: Shoulder marks, enlisted, *page 171*

## Contents—Continued

- Figure 19–59: Shoulder straps, *page 173*  
Figure 19–60: Shoulder boards, *page 174*  
Figure 19–61: Regimental numbers attached to insignia, *page 176*  
Figure 19–62: Collar insignia, Acquisition Corps, (enlisted only), *page 177*  
Figure 19–63: Insignia of branch, Adjutant General’s Corps, *page 177*  
Figure 19–64: Insignia of branch, Air Defense Artillery, *page 178*  
Figure 19–65: Insignia of branch, Armor, *page 178*  
Figure 19–66: Insignia of branch, Army Medical Specialist Corps, officer, *page 179*  
Figure 19–67: Insignia of branch, Army Nurse Corps, officer, *page 179*  
Figure 19–68: Insignia of branch, Aviation, *page 180*  
Figure 19–69: Collar insignia, Band, enlisted, *page 180*  
Figure 19–70: Insignia of branch, cavalry, *page 181*  
Figure 19–71: Insignia of branch, chaplain, officer, *page 182*  
Figure 19–72: Collar insignia, chaplain assistant, enlisted, *page 182*  
Figure 19–73: Insignia of branch, chaplain candidate, officer only, *page 183*  
Figure 19–74: Insignia of branch, chemical corps, *page 184*  
Figure 19–75: Insignia of branch, Civil Affairs, *page 184*  
Figure 19–76: Insignia of branch, *page 185*  
Figure 19–77: Insignia of branch, Cyber, *page 185*  
Figure 19–78: Insignia of branch, Dental corps, officer, *page 186*  
Figure 19–79: Insignia of branch, Electronic Warfare, *page 186*  
Figure 19–80: Insignia of branch, field artillery, *page 187*  
Figure 19–81: Insignia of branch, finance corps, *page 187*  
Figure 19–82: Insignia of branch, general staff, officer, *page 188*  
Figure 19–83: Insignia of branch, infantry, *page 188*  
Figure 19–84: Insignia of branch, Inspector General Corps, *page 189*  
Figure 19–85: Insignia of branch, Judge Advocate General’s Corps, *page 189*  
Figure 19–86: Insignia of branch, Logistics, *page 190*  
Figure 19–87: Insignia of branch, medical corps, *page 190*  
Figure 19–88: Insignia of branch, medical service corps, officer, *page 191*  
Figure 19–89: Insignia of branch, military intelligence, *page 191*  
Figure 19–90: Insignia of branch, military police corps, *page 192*  
Figure 19–91: Insignia of branch, National Guard Bureau, officer, *page 192*  
Figure 19–92: Collar insignia, nominative senior enlisted leader collar insignia, *page 193*  
Figure 19–93: Insignia of branch, ordnance corps, *page 193*  
Figure 19–94: Insignia of branch, psychological operations, *page 194*  
Figure 19–95: Collar insignia, Public Affairs, enlisted, *page 194*  
Figure 19–96: Insignia of branch, quartermaster corps, *page 195*  
Figure 19–97: Insignia of branch, signal corps, *page 195*  
Figure 19–98: Insignia of branch, staff specialist, ARNG, officer, *page 196*  
Figure 19–99: Insignia of branch, Special Forces, *page 196*  
Figure 19–100: Collar insignia, Sergeant Major of the Army, *page 197*  
Figure 19–101: Insignia of branch, transportation corps, *page 198*  
Figure 19–102: Insignia of branch, veterinary corps, officer, *page 198*  
Figure 19–103: Insignia for aides to the President of the United States, *page 199*  
Figure 19–104: Insignia for aides to the Vice President of the United States, *page 200*  
Figure 19–105: Insignia for aides to the Secretary of Defense, *page 200*  
Figure 19–106: Insignia for aides to the Secretary of the Army, *page 201*  
Figure 19–107: Insignia for aides to the Under Secretary of the Army, *page 201*  
Figure 19–108: Insignia for aides to the Chairman, Joint Chiefs of Staff, *page 202*  
Figure 19–109: Insignia for aides to the Vice Chairman, Joint Chiefs of Staff, *page 202*  
Figure 19–110: Insignia for aides to the Chief of Staff of the Army, *page 203*  
Figure 19–111: Insignia for aides to the Vice Chief of Staff of the Army, *page 203*  
Figure 19–112: Insignia for aides to a General of the Army, *page 204*  
Figure 19–113: Insignia for aides to the Chief of the National Guard Bureau, *page 204*  
Figure 19–114: Insignia for aides to the Vice Chief of the National Guard Bureau, *page 205*

## Contents—Continued

- Figure 19–115: Insignia for aides to a general, *page 206*  
Figure 19–116: Insignia for aides to a lieutenant general, *page 206*  
Figure 19–117: Insignia for aides to a major general, *page 207*  
Figure 19–118: Insignia for aides to a brigadier general, *page 207*  
Figure 19–119: Wearing insignia of branch on the Army service/dress uniform, male officer, *page 208*  
Figure 19–120: Wearing chaplain insignia on the service uniform shirt, *page 208*  
Figure 19–1: Wearing insignia of branch on the Army service/dress uniform, male enlisted, *page 209*  
Figure 19–122: Wearing insignia of branch on the Army service/dress uniform (old version), female officer, *page 210*  
Figure 19–123: Wearing insignia of branch on the Army service/dress uniform (new version), female officers, *page 210*  
Figure 19–124: Wearing insignia of branch on the Army service/dress uniform (old version), enlisted female, *page 211*  
Figure 19–125: Wearing insignia of branch on the Army service/dress uniform (new version), enlisted female, *page 211*  
Figure 19–126: USMA staff personnel insignia, *page 212*  
Figure 19–127: Officer candidate insignia, *page 212*  
Figure 19–128: Wearing officer candidate insignia on coat lapels, *page 213*  
Figure 19–129: Wearing officer candidate insignia on shirt collars, *page 213*  
Figure 19–130: Wearing officer candidate ascot, *page 214*  
Figure 19–131: Wearing warrant officer candidate insignia, *page 214*  
Figure 19–132: Wearing shoulder sleeve insignia current organization, *page 215*  
Figure 19–133: Wearing a shoulder sleeve insignia-former wartime service, with U.S. flag embroidered insignia, right sleeve, *page 216*  
Figure 19–134: Wearing DUI on shoulder loops, *page 218*  
Figure 19–135: Wearing DUI/RDI on black pullover cardigan, *page 218*  
Figure 19–136: Wearing RDI on green and blue uniforms, male, *page 219*  
Figure 19–137: Wearing RDI on Army blue and white mess uniforms, male, *page 219*  
Figure 19–138: Wearing nametape and U.S. Army distinguishing nametape, *page 221*  
Figure 19–139: Wearing the nameplate on service and dress uniforms, female, *page 222*  
Figure 19–140: Wearing service aiguillettes, *page 223*  
Figure 19–141: Wearing dress aiguillettes, *page 225*  
Figure 19–142: Wearing service stripes, enlisted, *page 226*  
Figure 19–143: Wearing service stripes on Army mess, enlisted, *page 227*  
Figure 19–144: Wearing overseas service bars, all ranks, *page 228*  
Figure 19–145: Wearing brassards, *page 229*  
Figure 19–146: Brassard, Directorate of Evaluation and Standardization, *page 229*  
Figure 19–147: Brassard, sergeant, *page 230*  
Figure 19–148: Brassard, corporal, *page 230*  
Figure 19–149: Brassard, explosive ordnance disposal, *page 231*  
Figure 19–150: Brassard, CBRN, *page 231*  
Figure 19–151: Brassard, Geneva Convention, *page 232*  
Figure 19–152: Brassard, military police, *page 232*  
Figure 19–153: Brassard, officer of the day, *page 233*  
Figure 19–154: Brassard, courtesy patrol, *page 233*  
Figure 19–155: Brassard, Veterinary Corps, *page 234*  
Figure 19–156: Brassard, Criminal Investigation Division, *page 234*  
Figure 19–157: Brassard, staff duty, *page 235*  
Figure 19–158: Distinctive items authorized for infantry personnel, *page 236*  
Figure 19–159: Airborne Background Trimming, *page 237*  
Figure 20–1: Wearing ribbons centered and aligned to the left, *page 242*  
Figure 20–2: Wearing ribbons on the Army service/dress uniform, male, *page 243*  
Figure 20–3: Wearing ribbons on the Army service/dress uniform, female, *page 243*  
Figure 20–4: Wearing full-sized medals, Army service/dress uniform, male, *page 245*  
Figure 20–5: Wearing full-sized medals, Army service/dress uniform, female, *page 245*  
Figure 20–6: Wearing the Medal of Honor, *page 246*  
Figure 20–7: Wearing miniature medals on mess uniforms, male, *page 247*  
Figure 20–8: Wearing miniature medals on mess uniforms, female, *page 247*  
Figure 20–9: Wearing multiple neck ribbons, male, *page 248*  
Figure 20–10: Wearing multiple neck ribbons, female, *page 249*

## Contents—Continued

- Figure 20–11: Wearing sash and stars, male, *page 249*  
Figure 20–12: Wearing sash and stars, female, *page 250*  
Figure 20–13: Wearing unit awards, male, *page 252*  
Figure 20–14: Wearing unit awards, female, *page 252*  
Figure 20–15: U.S. distinguished international shooter badge, *page 256*  
Figure 20–16: Distinguished rifleman badge, *page 256*  
Figure 20–17: Distinguished pistol shot badge, *page 257*  
Figure 20–18: U.S. Army excellence in competition rifleman badge, *page 257*  
Figure 20–19: U.S. Army excellence in competition pistol shot badge, *page 258*  
Figure 20–20: Marksmanship qualification badges, *page 259*  
Figure 20–1: Wearing one badge, male, *page 261*  
Figure 20–22: Wearing one badge, female, *page 261*  
Figure 20–23: Wearing two badges, male, *page 262*  
Figure 20–24: Wearing two badges (one special skill and one marksmanship), male, *page 262*  
Figure 20–25: Wearing two badges, female, *page 263*  
Figure 20–26: Wearing two badges (one special skill and one marksmanship) female, *page 263*  
Figure 20–27: Wearing three badges, male, *page 264*  
Figure 20–28: Wearing three badges, female, *page 264*  
Figure 20–29: Wearing three badges: one special skill and two marksmanship, *page 265*  
Figure 20–30: President’s Hundred tab, *page 266*  
Figure 20–31: Combat infantryman badges, *page 267*  
Figure 20–32: Expert infantryman badge, *page 267*  
Figure 20–33: Combat action badge, *page 268*  
Figure 20–34: Combat medical badges, *page 268*  
Figure 20–35: Expert field medical badge, *page 269*  
Figure 20–36: Army astronaut device, *page 269*  
Figure 20–37: Army aviator badges, *page 270*  
Figure 20–38: Flight surgeon badge, *page 270*  
Figure 20–39: Aviation badges, *page 271*  
Figure 20–40: Explosive ordinance disposal badges, *page 272*  
Figure 20–41: Glider badge, *page 272*  
Figure 20–42: Parachutist badges, *page 273*  
Figure 20–43: Parachutist badges with combat jump device, *page 273*  
Figure 20–44: Pathfinder badge, *page 274*  
Figure 20–45: Military freefall parachutist badge, *page 275*  
Figure 20–46: Air assault badge, *page 275*  
Figure 20–47: Space badges (basic, senior, and master), *page 276*  
Figure 20–48: Ranger tab, *page 276*  
Figure 20–49: Special Forces tab, *page 277*  
Figure 20–50: Sapper tab, *page 278*  
Figure 20–51: Diver badges, *page 279*  
Figure 20–52: Driver and mechanic badges and clasps, *page 280*  
Figure 20–53: Parachute rigger badge, *page 280*  
Figure 20–54: Physical fitness badge, *page 281*  
Figure 20–55: Wearing five badges, male, *page 282*  
Figure 20–56: Wearing five badges, female, *page 282*  
Figure 20–57: Wearing combat and special skill badges above and below ribbons on coat and service uniform shirt, male, *page 284*  
Figure 20–58: Wearing combat and special skill badges above and below ribbons on coat and service uniform shirt, female, *page 285*  
Figure 20–59: Wearing special skill badges above ribbons, male, *page 287*  
Figure 20–60: Wearing special skill badges above ribbons, female, *page 287*  
Figure 20–61: Wearing special skill tab metal replicas with other badges, *page 288*  
Figure 20–62: Wearing metal tab replicas on Army mess uniforms, *page 289*  
Figure 20–63: Wearing 3 subdued combat and special skill badges, *page 290*  
Figure 20–64: Wearing 4 subdued combat and special skill badges, *page 290*

## Contents—Continued

- Figure 20–65: Wearing 5 subdued combat and special skill badges, *page 291*  
Figure 20–66: Wearing multiple special skill tabs on combat uniforms, *page 292*  
Figure 20–67: Presidential service ID badge, *page 293*  
Figure 20–68: Vice-Presidential service ID badge, *page 293*  
Figure 20–69: Secretary of Defense ID badge, *page 294*  
Figure 20–70: Joint Chiefs of Staff ID badge, *page 294*  
Figure 20–71: Combat service ID badge, *page 295*  
Figure 20–72: Army staff ID badge, *page 295*  
Figure 20–73: Guard, Tomb of the Unknown Soldier ID badge, *page 296*  
Figure 20–74: Drill sergeant ID badge, *page 296*  
Figure 20–75: U.S. Army recruiter ID badge, AA and USAR, *page 297*  
Figure 20–76: Army career counselor ID badge, *page 297*  
Figure 20–77: Recruiting and retention ID badge (basic, senior, and expert) (ARNG), *page 298*  
Figure 20–78: Instructor ID badge (basic, senior, and master), *page 299*  
Figure 20–79: Retired service ID badge (old and new versions), *page 300*  
Figure 20–80: Military police ID badge, *page 301*  
Figure 20–81: Wearing ID badges on the Army service/dress uniform coat, male, *page 302*  
Figure 20–82: Wearing ID badges on the mess uniform, male, *page 302*  
Figure 20–83: Wearing ID badges on the Army service/dress uniform coat, female, *page 303*  
Figure 20–84: Wearing ID badges on the service uniform shirt, female, *page 303*  
Figure 20–85: Wearing ID badges on the mess uniform, female, *page 304*  
Figure 20–86: Wearing foreign badge, male, *page 306*  
Figure 20–87: Wearing foreign badge, female, *page 306*  
Figure 21–1: Shoulder sleeve insignia, retirees, *page 307*  
Figure 21–2: Insignia for Civilians, *page 308*

## Glossary





## **Chapter 1 Introduction**

### **1–1. Purpose**

This Department of the Army (DA) pamphlet contains procedural guidance for the wear of uniforms, awards, insignia, and accouterments. Unless specified in this pamphlet, the commander issuing the clothing and individual equipment will establish procedural wear guidance for organizational clothing and individual equipment (OCIE).

### **1–2. References**

See appendix A. Additional training and guidance related to this publication is available at <http://www.armyg1-army.mil/hr/uniform>.

### **1–3. Explanation of abbreviations and terms**

See glossary. Descriptive definitions are provided to aid in the interpretation of this pamphlet.

### **1–4. Responsibilities**

See AR 670–1 and chapter 2 for responsibilities.

### **1–5. Statutory authority**

See AR 670–1 for the statutory authority governing appearance standards.

### **1–6. Recommending changes to Army uniforms**

*a. Recommendations for uniform item change.* Soldiers may recommend uniform item changes through their chain of command. If an Army command (ACOM), Army service component command (ASCC), or a direct reporting unit (DRU) recommends approval of a uniform suggestion, the recommendation will be forwarded to U.S. Army Training and Doctrine Command (TRADOC). Each suggestion forwarded will reflect the command position; contain all appropriate supporting documentation; and be signed by the commander, deputy commander, chief of staff, or comparable level official. Suggestions not recommended for adoption are not forwarded. Suggestions forwarded without an ACOM, ASCC, and/or DRU command position will be returned to the ACOM, ASCC, and/or DRU command for action. If TRADOC recommends approval, it will be forwarded to Program Executive Office Soldier, 5901 Putnam Road, Building 328, Fort Belvoir, VA 22060–5852, for consideration.

*b. Recommendations for uniform policy change.* Soldiers may submit recommendations to the wear policy of uniform items using a DA Form 2028. Significant policy changes must be endorsed through the Soldier's chain of command (ACOM, ASCC, and/or DRU level) to the Army G–1. Send requests to [usarmy.pentagon.hqda-dcs-g-1.mbx.uniform@mail.mil](mailto:usarmy.pentagon.hqda-dcs-g-1.mbx.uniform@mail.mil).

*c. Recommendations regarding military awards.* Suggestions regarding the policy, criteria, and administrative instructions concerning individual military decorations, the Good Conduct Medal, service medals and service ribbons, combat and special skill badges and tabs, and unit decorations will be processed in accordance with AR 600–8–22.

### **1–7. Classification of service and combat, utility, and/or field uniforms**

*a.* The male service uniform (Class A version) consists of coat, trousers, a short- or long-sleeved shirt with tie, and other authorized accessories. The Class B versions include variations without the coat.

*b.* The female service uniform (Class A version) consists of coat and skirt or slacks, a short-sleeved or long-sleeved shirt with a neck tab, and other authorized accessories. The Class B versions include variations without the coat.

*c.* Class C uniforms are the combat, utility, field, garrison culinary, physical fitness, and other organizational uniforms.

## **Chapter 2 Responsibilities**

Refer to AR 670–1, chapter 2 for responsibilities with respect to Army uniform and personal appearance policies and the procedures set forth in this DA Pam.

### **2–1. Empty cell**

This information should be deleted.

## **2–2. Empty**

This information should be deleted.

## **Chapter 3 Appearance and Grooming**

### **3–1. Punitive and nonpunitive provisions**

All Soldiers should be aware that portions of AR 670-1, chapter 3 contains policy provisions that are punitive; violations of the specific prohibitions may result in adverse administrative action and/or charges under the provisions of the Uniform Code of Military Justice.

### **3–2. Nonpunitive provisions**

This DA Pam provides procedural guidance with respect to the policy contained in AR 670–1. There are no punitive provisions in this DA Pam.

### **3–3. Tattoo, branding, and body mutilation policy**

*a. Tattoos and branding.* Commanders will perform an annual check for new tattoos or brands in prohibited locations (see AR 670–1, para 3–3 for prohibited locations). If any new tattoos are found not in compliance with current standards, the Soldier must be processed in accordance with AR 670–1, paragraph 3–3.

*b. Body mutilation.*

(1) Soldiers who entered the Army prior to 31 March 2014 with body mutilation (as defined in AR 670–1, para 3–31) may request an exception to policy from Deputy Chief of Staff (DCS), G–1.

(2) Commanders recommending Soldiers for exceptions to policy must verify that the Soldier entered the Army with body mutilation. Accessions policy branch, DCS, G–1 may assist in verification. Recommendations for exceptions to policy must include a full written description and clearly visible photo depicting the body mutilation.

(3) Exceptions to policy must be endorsed by the first LTC in the chain of command and sent to [usarmy.pentagon.hqda-dcs-g-1.mbx.uniform@mail.mil](mailto:usarmy.pentagon.hqda-dcs-g-1.mbx.uniform@mail.mil) for approval. Approved exceptions to policy will be filed in the Soldier's Army Military Human Resource Record.

## **Chapter 4 Combat Uniform Ensemble**

### **4–1. Classification**

*a.* The Army combat uniform (ACU) in the universal camouflage pattern (UCP) or operational camouflage pattern (OCP) is a daily work, utility, and field uniform (see fig 4–1). The wear out date for the UCP ACU is 30 September 2019. The mandatory possession date for the OCP ACU is 1 October 2019.

*b.* The fire resistant (FR) combat uniform in the Operation Enduring Freedom Camouflage Pattern (OEF–CP) may be worn until the wear out date of the UCP ACU.

### **4–2. Composition**

The combat uniforms listed in paragraph 4–1, each consist of the following:

- a.* Coat (see para 4–8).
- b.* Trousers (see para 4–9).
- c.* Undershirt, sand or tan 499 (see para 18–30*e*).
- d.* Undergarments (see para 18–30).
- e.* Belt, rigger, sand or tan 499 (see para 18–2*a*).
- f.* Socks, tan, green, or black; cushion sole (see para 18–26*a*).
- g.* Boots, combat, tan or coyote leather (see para 18–4*a*).
- h.* Headgear (see para 4–10).

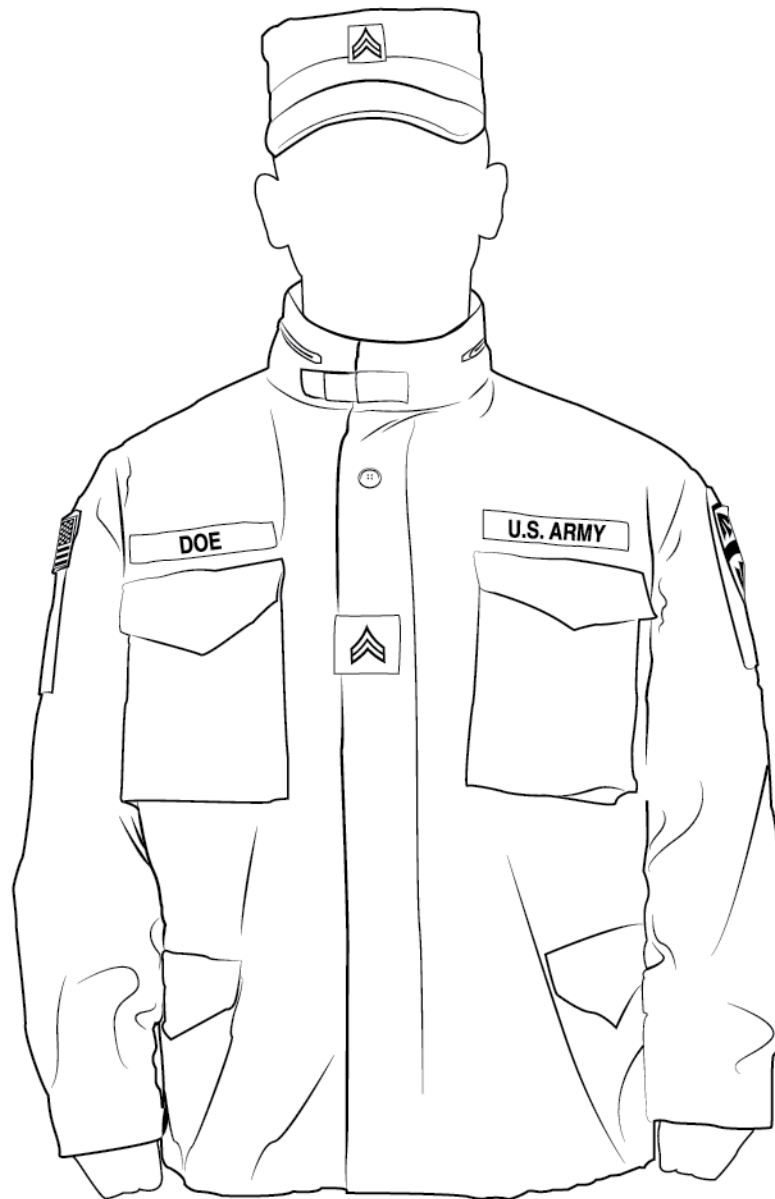


Figure 4-1. Combat uniform coat with patrol cap

### **4-3. Accessories**

The following accessories are normally worn with the combat uniform:

- a.* Beret (see para 18-3).
- b.* Chaplain's apparel (chaplains only) (see para 18-7).
- c.* Gloves, utility (see para 18-13*a*).
- d.* Handbag (females only) .
  - (1) Black, clutch-type, optional purchase (see para 18-14*a*).
  - (2) Black, shoulder (see para 18-14*d*).
- e.* Hat, drill sergeant (see para 18-15).
- f.* Military police (MP) accessories (see para 18-17).
- g.* Neckgaiter, optional purchase or OCIE (see para 18-18).
- h.* Scarf, utility, olive green 208 (see paras 4-7*d* and 18-23*b*).
- i.* Coat, Extended Cold Weather Clothing System Generation III (ECWCS GEN III).
- j.* Fleece cap, foliage green or black (see para 18-12).
- k.* OCIE, as determined by the commander in accordance with common table of allowances (CTA) 50-900 or CTA 8-100 (medical personnel).
  - l.* Undergarments (see para 18-30).
  - m.* Personal hydration systems (see para 4-7*i*).
  - n.* Army combat shirt (see para 4-7*o*).



**Figure 4–2. Cold-weather coat (field jacket)**

---

#### **4–4. Materials**

- a.* The fabric of the ACU is 50 percent nylon and 50 percent cotton.
- b.* The fabric of the FR combat uniform is 65 percent flame resistant rayon, 25 percent para-aramid and 10 percent nylon.

#### **4–5. Insignia and accouterments**

The following insignia and accouterments are authorized for wear on the combat uniform:

- a.* Identification badges (see para 20–17).
- b.* Combat and special skill badges (see paras 4–8*e* and 20–16).
- c.* Special skill tabs (see para 20–16).
- d.* Brassards (see para 19–29).
- e.* Branch insignia (chaplains and chaplain candidates only) (see paras 19–10*c*(10) and 19–10*c*(12)).

- f. Grade insignia (see paras 19–5 through 19–7).
- g. Headgear insignia (see para 19–3).
- h. Shoulder sleeve insignia (SSI), current organization (see para 19–16).
- i. Shoulder sleeve insignia-former wartime service (SSI-FWTS) (see para 19–17).
- j. Insignia, distinguishing, U.S. Army tape and nametape (see paras 19–24a through b).
- k. U.S. flag embroidered insignia (see para 19–18).

#### **4–6. Badges worn on the combat uniform**

Foreign badges are not authorized for wear on the combat uniform. Pin-on badges are not authorized in a field or deployed environment. See paragraphs 4–8e, 20–17, and 20–16 for wear of identification badges, and combat and skill badges on the combat uniform.

#### **4–7. General guidelines**

a. Soldiers are authorized to wear the sand undershirt, sand rigger belt, and tan combat boots with the UCP, OCP, and/or OEF–CP ACU until the wear out date of the UCP ACU. The tan 499 undershirt, tan 499 rigger belt, and coyote boots are not authorized for wear with the UCP ACU.

b. Pockets of the combat uniform will be worn closed at all times.

c. Soldiers may wear gloves with the combat uniform without the cold-weather outer garments (for example, Extended Cold Weather Clothing System (ECWCS) cold weather jacket or field jacket).

d. When the cold-weather coat or other authorized cold-weather outer garments are worn, Soldiers may wear the olive green scarf and gloves, but are not required to do so. Soldiers may wear the hood of the cold-weather coat and wet-weather jacket at their option. However, when the hood is not worn, Soldiers will tuck the hood into the coat or jacket with the zipper closed.

e. Soldiers may wear the ECWCS jackets and trousers as outer garments, to include the layer III fleece jacket, when authorized by the commander.

f. Soldiers are authorized to wear elbow or knee pads with the combat uniform.

g. The silk weight (cold-weather) moisture-wicking undershirts are not authorized to be worn under the combat uniform coat in place of the sand, tan 499, or foliage green undershirts. The silk weight (cold-weather) undershirts will be worn as undergarments only.

h. Female personnel may carry purses/handbags with these uniforms only while in a garrison environment. Such bags must comply with standards set forth in AR 670–1, paragraph 3–7f, and paragraph 18–14 of this publication.

i. Commanders may authorize use of a camouflage, black, or solid color (in a similar color to match the shade of the uniform) personal hydration system only in the following situations: in a field environment, in high-heat areas, or on work details. Soldiers will not wear hydration systems in a garrison environment unless the commander has authorized it for one of the situations described above. Soldiers will not let the drinking tube hang from their mouths when the device is not in use.

j. Soldiers are authorized to store headgear when it is not worn. Soldiers may store headgear in the cargo pockets. When stored, the headgear must be folded neatly and not present a bulky appearance.

k. The following insignia are not authorized to be worn on the combat uniform: blood types, combat lifesavers, medic, allergies, Arabic nametapes, no known drug allergies, no known allergies, and penicillin.

l. The standard combat uniform coat and trousers, both issued and available at military clothing stores, are pre-treated with permethrin, which provides protection from disease-carrying insects. Female Soldiers who are pregnant, trying to become pregnant, or nursing, may obtain authorization to wear non-permethrin treated combat uniforms.

m. The following care instructions must be followed when caring for the combat uniform to maximize the service life and maintain optimum performance. Soldiers will—

(1) Not starch the combat uniform under any circumstances. Using starch, sizing, and any process that involves dry cleaning or a steam press will adversely affect the treatments and durability of the uniform and is not authorized.

(2) Wash the combat uniform in cold water and mild detergent containing no optical brighteners or bleach.

(3) Tumble dry the combat uniform at low heat (not to exceed 130 degrees Fahrenheit). Remove immediately from the dryer and fold flat or place on a rustproof hanger to ensure heat from the dryer does not set wrinkles. To drip dry, remove from the washer and place on a rustproof hanger. Do not wring or twist.

(4) Soldiers may roll press uniforms, as necessary.

n. The ACU–Female (ACU–F) is an authorized alternate ACU designed in a wider range of sizes. If worn, it must have the same general appearance and fit as prescribed for the ACU.

o. The Army combat shirt is designed to provide flame protection for individual Soldiers, while maximizing breathability, moisture management, and comfort when worn as a system including interceptor body armor and FR combat

uniform trousers or aircrew combat uniform trousers. It will be worn tucked into the trousers. It is designed to be worn next to the skin, without a t-shirt, in hot weather. This does not preclude wear of female undergarments or t-shirts currently approved for wear. This shirt will only be worn in a deployed or field environment, as approved by the commander. The right shoulder sleeve of the shirt is equipped with hook and loop for nametape and grade insignia. The left shoulder sleeve is equipped with hook and loop for the subdued U.S. flag embroidered insignia.

#### **4-8. Combat uniform coat**

a. The combat uniform coat is worn hooked/looped and/or buttoned and zipped. The coat has hook-and-loop fasteners for wearing the U.S. flag insignia, skills tabs, SSI, SSI- FWTS, rank insignia, U.S. Army tape, and nametape. The coat has a zippered front closure, tilted chest pockets with hook-and-loop closure (which must be closed at all times), hook-and-loop or button sleeve cuff closure (which must be closed at all times), integrated blouse bellows for increased upper body mobility, and shoulder pockets (which must be closed at all times).

b. Uniforms with a mandarin collar will be normally worn in the down position. Soldiers are authorized to wear the mandarin collar in the up position when wearing body armor or when weather conditions dictate the wear, as prescribed by the commander.

c. The coat is normally worn outside the trousers, but may also be worn inside the trousers when directed by the commander (that is, when wearing the outer tactical vest, mission oriented protective posture gear, and so forth). The sand or tan 499 undershirt is worn underneath the coat; it is tucked inside the trousers at all times. The coat will not extend below the top of the cargo pocket on the trousers and will not be higher than the bottom of the opening of the side pocket on the trousers. Uniforms equipped with elbow pouches for internal elbow pad inserts must be closed at all times. Permanent infrared feedback squares affixed to each shoulder for nighttime identification will be covered, unless in a field or deployed environment and prescribed by the commander.

d. Commanders may authorize Soldiers to roll-up the sleeves on the Army Combat Uniform which includes the Universal Camouflage Pattern, Operational Camouflage Pattern, and Operation Enduring Freedom Camouflage Pattern ACU. When Soldiers wear the sleeves of the ACU and/or OCP coat rolled up, Company level Commanders will determine if the unit will roll sleeves with the camouflage pattern exposed or turned inside out. Personnel will roll sleeves neatly above the elbow but no more than 3 inches above the elbow. Upon approval of the commander and only during field training exercises, the sleeves may be down and cuffed inside the coat one or two times. The ACU coat sleeves may be cuffed inside or outside the ACU coat. Personnel will not exceed two rolls or cuffs of the ACU coat.

e. Soldiers may sew on the U.S. Army tape, name tape, rank, and all authorized badges as an option. Hook-and-loop fasteners for U.S. Army tape and name tape may be left on or removed when sewing on the uniform. If worn, badges must be all sewn on or all pinned on; Soldiers are not authorized to mix sew-on badges with pin-on badges. When personnel sew on badges, the following must also be sewn on the combat uniform coat: name tape, U.S. Army tape, and grade insignia. If a nametape, U.S. Army tape or grade insignia is sewn on, then personnel must sew all three of these items on the uniform coat. This requirement does not apply to the patrol cap. If Soldiers choose to sew on U.S. Army name tape, rank or authorized skill badges, it will be at their own expense. Soldiers may wear pin-on badges with sewn on name tape, U.S. Army tape, and grade insignia. Soldiers are not authorized to wear pinned on badges in a field or deployed environment.

#### **4-9. Combat uniform trousers**

a. The combat uniform trousers are worn buttoned and with a belt. Soldiers will wear the trousers tucked into the top of the boots or bloused using the draw strings at the bottom of the trousers, or commercial blousing devices if the trousers are not tucked into the boots. Personnel will not wrap the trouser leg around the leg tightly enough to present a pegged appearance or insert any items inside the trouser leg to create a round appearance at the bottom of the trouser leg. When bloused, the trousers will not extend below the third eyelet from the top of the boot.

b. Uniforms equipped with knee pouches for internal knee pad inserts must be closed at all times.

#### **4-10. Headgear**

##### *a. Patrol cap.*

(1) *General.* The patrol cap is standard headgear worn with the combat uniform in the garrison environment. The patrol cap has a visor, circular top crown, side crown with an outside crown band, and a hook-and-loop pad on the back of the patrol cap (see fig 4-1).

(2) *Wear.* Personnel wear the patrol cap straight on the head so that the cap band creates a straight line around the head, parallel to the ground. The patrol cap will fit snugly and comfortably around the largest part of the head without bulging or distortion from the intended shape of the headgear and without excessive gaps. No rolling of, blocking, or alterations to the cap are authorized. The cap is worn so that no hair is visible on the forehead beneath the cap. The nametape will be

worn centered on the hook-and-loop pads on the back of the patrol cap. Subdued pin-on or sew-on grade insignia, or branch insignia for chaplains, is worn centered on the front of the headgear left to right, and top to bottom (see para 19–3e). Soldiers may sew on the nametape and/or grade insignia as an option. Hook-and-loop fasteners for the nametape may be left on or removed when sewing it on to the patrol cap. If Soldiers choose to sew on the name tape or grade insignia, it will be at their own expense.

*b. Beret.* The black beret is not the standard headgear for wear with the combat uniform. However, commanders retain the authority to prescribe the black beret for special events such as parades or changes of command/responsibility. Soldiers who are authorized to wear an organizational beret (tan, green, or maroon) wear the tan, green, or maroon beret as the standard headgear with the combat uniform while in a garrison environment (see para 18–3).

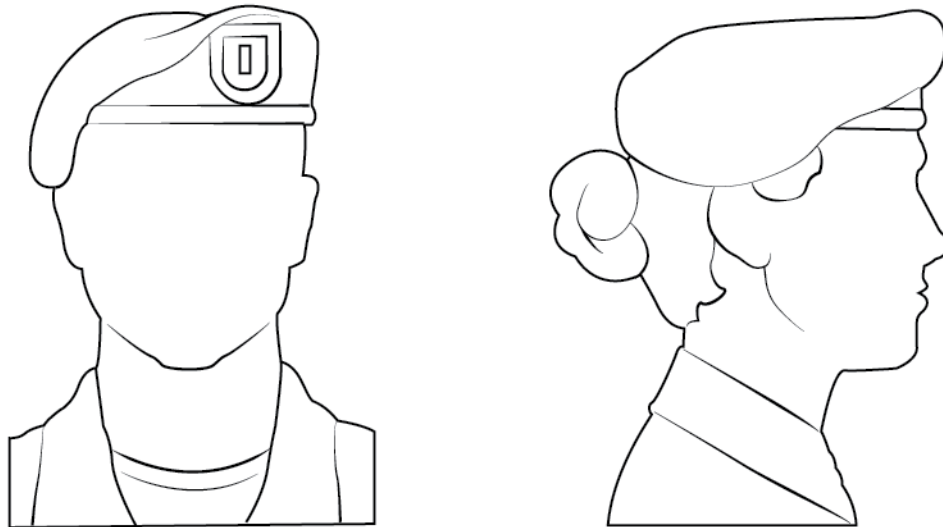


Figure 4–3. Wear the beret, male and female

---

*c. Fleece cap.* Commanders may authorize wear of the foliage green or black fleece cap with the combat uniform in field environments when the Army combat helmet is not worn, on work details, or in other environments where wearing the patrol cap is impractical. Personnel wear the fleece cap pulled down snugly on the head. In order to wear the cap properly, the bottom edge (all) of the cap may be folded, but not rolled. Installation commanders will determine temperature, wind chill, and extended duty time warranting wear of the cap in nonfield, nondeployed environments. The wear-out date of the foliage green micro fleece cap is 30 September 2017. The mandatory possession date for the black fleece cap is 1 October 2017 (see para 18–12).

*d. Sun (boonie) hat.* The sun hat is an OCIE item authorized for wear with the combat uniform in field environments when the advanced combat helmet is not worn, on work details, or in other environments where wearing the patrol cap is impractical, as determined by the commander. Personnel wear the sun hat straight on the head so that the web band creates a straight line around the head, parallel to the ground. The sun hat will fit comfortably around the largest part of the head without distortion or excessive gaps. The sun hat is worn so that no hair is visible on the forehead beneath the hat. The draw string on the sun hat can be worn under the chin, around the back of the head and neck, or tucked inside. The draw string will not be worn over the top of the sun hat. The sun hat will not be worn rolled, formed, shaped, blocked, or with an upturned brim. Subdued pin-on or sew-on grade insignia, or branch insignia for chaplains, is worn centered on the front of the headgear left to right, and top to bottom (see para 19–3e).

*e. Officers and WOs wear nonsubdued grade insignia centered on the beret flash, and chaplains wear their branch insignia. General officers may wear full, medium or miniature-sized stars on the beret. Stars are centered horizontally on the flash point-to-point, and they may be mounted on a bar as an option. Overlapping stars beyond the flash is authorized. Enlisted personnel wear this distinctive unit insignia(DUI) centered on the beret flash, except as follows. A CSM assigned as the SEAC wears the SEAC collar insignia in lieu of the DUI designated for Joint or DOD agencies. The Sergeant Major of the Army and enlisted staff members assigned to the Office of the Sergeant Major of the Army wear the Sergeant Major of the Army collar insignia in lieu of the assigned DUI. Enlisted personnel assigned to units not authorized the DUI wear regimental distinctive insignia(RDI). See paragraph 19–3 for placement of headgear and beret flashes.*



## Chapter 5 Maternity Work Uniform

### 5-1. Classification

The ACU maternity work uniform in the UCP or OCP is a daily work and utility uniform for pregnant Soldiers (see fig 5-1). The UCP maternity work uniform may be worn until the wear out date of the UCP ACU.

### 5-2. Composition

The maternity work uniform consists of:

- a. Coat, maternity. A single-breasted coat style design with a collar, two patch pockets with flaps, a straight-cut bottom, sleeve tabs, and pleated side-body panels with take-up tabs.
- b. Trousers, maternity. The trousers have a front stretch panel with an elasticized waistband and side pockets, with flaps on both legs.
- c. Undershirt, sand or tan 499 (see para 18-30e).
- d. Undergarments (see para 18-30).
- e. Socks, tan, green, or black, tan; cushion sole (see para 18-26a).
- f. Boots, combat: tan or coyote leather (see paras 5-7o and 18-4a).
- g. Headgear (see para 4-10).

### 5-3. Accessories

The following accessories are normally worn with the maternity work uniform:

- a. Beret (see para 18-3).
- b. Chaplain's apparel (chaplains only) (see para 18-7).
- c. Gloves, utility (see para 18-13a).
- d. Handbag.
  - (1) Black, clutch-type, optional purchase (see para 18-14a).
  - (2) Black, shoulder (see para 18-14d).
- e. Hat, drill sergeant (see para 18-15).
- f. MP accessories (see para 18-17).
- g. Neckgaiter, optional purchase or OCIE (see para 18-18).
- h. Scarf, utility, olive green 208 (see para 5-7e and 18-23b).
- i. Fleece cap, foliage green or black (see para 18-12).
- j. OCIE, as determined by the commander in accordance with CTA 50-900 or CTA 8-100 (medical personnel).
- k. Undergarments (see para 18-30).
- l. Personal hydration systems (see para 5-7l).
- m. Black, shoulder (see para 18-14d).
- n. Hat, drill sergeant (see para 18-15).
- o. MP accessories (see para 18-17).
- p. Neckgaiter, optional purchase or OCIE (see para 18-18).
- q. Scarf, utility, olive green 208 (see paras 5-7e and 18-23b).
- r. Coat, cold-weather (field jacket). The coat is lined, hip length with a bi-swing back, convertible stand-up collar with concealed hood and a slide-fastener front closure, with two breast and two lower pockets (see fig 4-2).
- s. OCIE, as determined by the commander in accordance with CTA 50-900 or CTA 8-100 (medical personnel).
- t. Undergarments (see para 18-30).
- u. Personal hydration systems (see para 5-7l).




Figure 5-1. Maternity work uniform

---

#### **5-4. Materials**

Fabric is 100 percent ripstop cotton (old fabric blend), or a 50/50 nylon and cotton ripstop poplin (new fabric blend).

#### **5-5. Insignia and accouterments**

The following insignia and accouterments are authorized for wear on the maternity work uniform:

- a.* Identification badges (see para 20-17).

- b.* Combat and special skill badges (see paras 5–7*p* and 20–16).
- c.* Special skill tabs (see para 20–16).
- d.* Brassards (see para 19–29).
- e.* Branch insignia (chaplains and chaplain candidates only) (see paras 19–10*c*(10) and 19–10*c*(12)).
- f.* Grade insignia, embroidered (see paras 19–5 through 19–7).
- g.* Headgear insignia (see para 19–3).
- h.* SSI, current organization (see para 19–16).
- i.* SSI–FWTS (see para 19–17).
- j.* Insignia, distinguishing, U.S. Army tape and nametape (see paras 19–24*a* through *b*).
- k.* U.S. flag embroidered insignia (see para 19–18).

## **5–6. Badges worn on the maternity work uniform**

Foreign badges are not authorized for wear on the ACU maternity work uniform. Pin-on badges are not authorized in a field or deployed environment. See paragraphs 5–7*p*, 20–17, and 20–16 for wear of identification badges, and combat and skill badges on the combat uniform.

## **5–7. General guidelines**

*a.* Soldiers are authorized to wear the sand undershirt and tan combat boots with the UCP and/or OCP maternity work uniform until the wear out date of the UCP ACU. The tan 499 undershirt and coyote boots may be worn with the UCP maternity work uniform.

*b.* Pocket will be worn closed at all times.

*c.* The standard headgear for this uniform is the patrol cap (see para 4–10).

*d.* Soldiers may wear gloves with the maternity work uniform without the cold-weather outer garments (for example, ECWCS cold weather jacket or field jacket).

*e.* When cold-weather outer garments are worn, Soldiers may wear gloves but are not required to do so.

*f.* Soldiers may wear the ECWCS jackets and trousers as outer garments, to include the layer III fleece jacket, when authorized by the commander.

*g.* This uniform is designed to fit loosely; alterations to make the uniform fit tightly are not authorized. A tight fit reduces the airflow needed for ventilation and cooling. The coat is worn outside the trousers. Soldiers will not wear a belt with this uniform. Soldiers will wear the trousers tucked into the top of the boots or bloused using the draw strings at the bottom of the trousers, or commercial blousing devices if the trousers are not tucked into the boots. Personnel will not wrap the trouser legs around the leg tightly enough to present a pegged appearance or insert any items inside the trouser leg to create a round appearance at the bottom of the trouser leg. When bloused, the trousers will not extend below the third eyelet from the top of the boot.

*h.* When Soldiers wear the sleeves of the ACU and/or OCP coat rolled up, company-level commanders will determine if the unit will roll sleeves with the camouflage pattern exposed or turned inside out. Personnel will roll sleeves neatly above the elbow but no more than 3 inches above the elbow. Upon approval of the commander and only during field training exercises, the sleeves may be down and cuffed inside the coat one or two times. The ACU coat sleeves may be cuffed inside or outside the ACU coat. Personnel will not exceed two rolls or cuffs of the ACU coat.

*h.* The silk weight (cold-weather) moisture-wicking undershirts are not authorized to be worn under the maternity work uniform coat in place of the sand, tan 499, or foliage green undershirts. The silk weight (cold-weather) undershirts will be worn as undergarments only.

*i.* Female personnel may carry purses and/or handbags with these uniforms only while in a garrison environment. Such bags must comply with standards set forth in AR 670–1, paragraph 3–7*f*, and paragraph 18–14 of this publication.

*j.* Commanders may authorize using a camouflage, black, or solid color (in a similar color to match the shade of the uniform) personal hydration system only in the following situations: in a field environment, in high-heat areas, or on work details. Soldiers will not wear hydration systems in a garrison environment unless the commander has authorized it for one of the situations described above. Soldiers will not let the drinking tube hang from their mouths when the device is not in use.

*k.* Soldiers are authorized to store headgear when it is not worn. Soldiers may store headgear in the cargo pockets. When stored, the headgear must be folded neatly and not present a bulky appearance.

*l.* The following insignia are not authorized to be worn on the maternity work uniform: blood types, combat lifesavers, medic, allergies, Arabic nametapes, no known drug allergies, no known allergies, penicillin, and so forth.

*m.* Soldiers may sew on the U.S. Army tape, name tape, rank, and all authorized badges as an option. Hook-and-loop fasteners for U.S. Army tape and name tape may be left on or removed when sewing on the uniform. If worn, badges must be all sewn on or all pinned on; Soldiers are not authorized to mix sew-on badges with pin-on badges. When personnel

sew on badges, the following must also be sewn on the maternity work uniform coat: name tape, U.S. Army tape, and grade insignia. If a nametape, U.S. Army tape or grade insignia is sewn on, then personnel must sew all three of these items on the uniform coat. This requirement does not apply to the patrol cap. If Soldiers choose to sew on U.S. Army name tape, rank or authorized skill badges, it will be at their own expense. Soldiers may wear pin-on badges with sewn on name tape, U.S. Army tape, and grade insignia. Soldiers are not authorized to wear pinned on badges in a field or deployed environment.

*n.* Footgear other than combat boots may be prescribed as needed. Footgear will be conservative, in good taste, and meet the needs of the individual's profile.

*o.* Care instructions are the same as the combat uniform (see para 4–7*m*).

*p.* Soldiers will not starch the maternity work uniform under any circumstances. Using starch, sizing, or any process that involves dry cleaning or a steam press will adversely affect the treatment and durability of the uniform, and it is not authorized.

## **Chapter 6**

### **Aircrew Uniform**

#### **Section II**

#### **Army Aircrew Combat Uniform**

##### **6–1. Classification**

*a.* The Army Aircrew Combat Uniform (A2CU) in the UCP, OEF–CP, or OCP is a daily work, utility, and field uniform for aircrew members (see figs 6–1 and 6–2). The UCP and OEF–CP A2CU may be worn until the wear out date of the UCP ACU, 30 September 2019.

*b.* The Fire Resistant Environmental Ensemble (FREE) is designed to be worn with the prescribed duty uniform to provide aviators and combat vehicle crewman with modular, flame resistant protection (see para 6–11).

##### **6–2. Composition**

The A2CU consists of:

- a.* Coat, A2CU (see para 6–8).
- b.* Trousers, A2CU (see para 6–9).
- c.* Undershirt, foliage green, sand, or tan 499 (100 percent cotton or flame-resistant material) (see para 18–30*e*).
- d.* Undergarments (see para 18–30).
- e.* Belt, rigger, sand or tan 499 (must meet flash/flame criteria for aircrew members performing aircrew duties) (see para 18–2*a*).
- f.* Socks, tan, green, or black, tan; cushion sole (see para 18–26*a*).
- g.* Boots, combat: tan or coyote leather (see para 18–4*a*).
- h.* Headgear (see para 4–10).

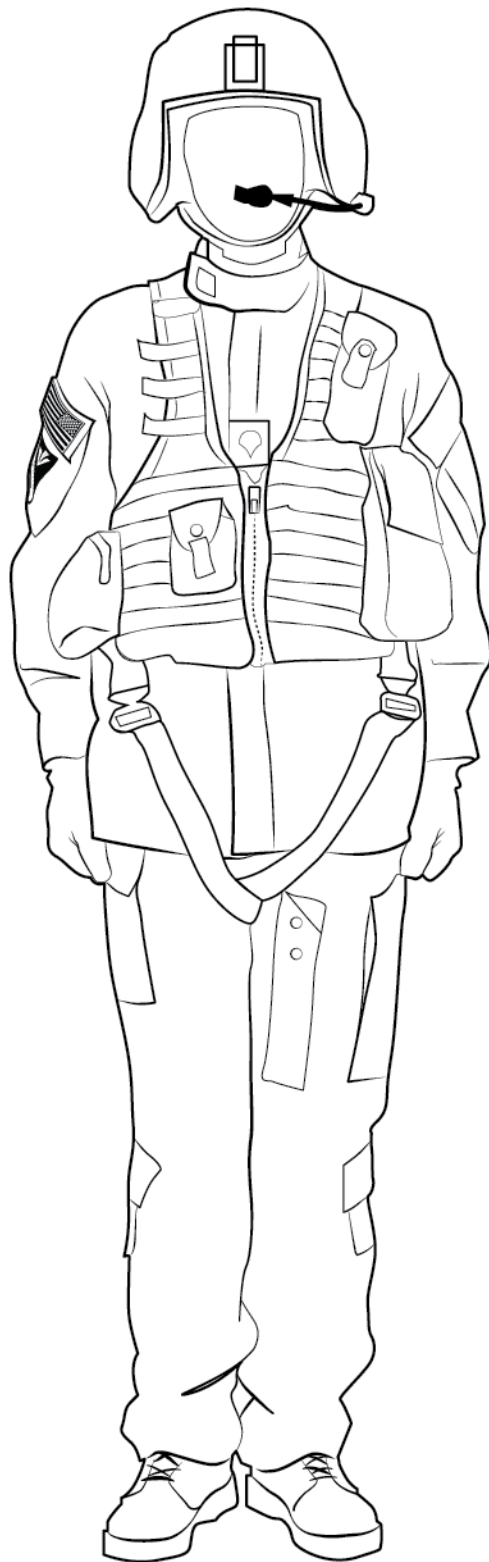


Figure 6-1. Army aircrew combat uniform with helmet

---




Figure 6-2. Army aircrew combat uniform with patrol cap

### **6-3. Accessories**

The following accessories are normally worn with the A2CU.

- a.* FREE (see sec II).
- b.* Chaplain's apparel (chaplains only) (see para 18-7).
- c.* Gloves.
  - (1) Nomex® gloves, or summer weight flight gloves (green/black or green/sand).
  - (2) Maximum grip NT (Nomex®), friction fighter.
  - (3) Other gloves may be worn when not performing crew duties (see para 18-13a).
- d.* Handbag (females only).
  - (1) Black, clutch-type, optional purchase (see para 18-14a).
  - (2) Black, shoulder (see para 18-14d).
- e.* Neckgaiter, optional purchase or OCIE (see para 18-18).
- f.* Scarf, utility, olive green 208 (see para 6-7c and 18-23b).
- g.* Fleece cap, foliage green or black (see para 18-12).
- h.* OCIE as determined by the commander in accordance CTA 50-900 or CTA 8-100 (medical personnel).
- i.* Undergarments (see para 18-30).
- j.* Personal hydration systems (see para 6-7j).
- k.* Army combat shirt (see para 4-7o).

### **6-4. Materials**

The A2CU fabric is made of flame resistant materials.

### **6-5. Insignia and accouterments**

The following insignia and accouterments are authorized for wear on the A2CU:

- a.* Identification badges (see para 20-17).
- b.* Combat and special skill badges (see paras 6-7r and 20-16).
- c.* Special skill tabs (see para 20-16).
- d.* Brassards (see para 19-29).
- e.* Branch insignia (chaplains and chaplain candidates only) (see paras 19-10b(10) and 19-10c(12)).
- f.* Grade insignia, embroidered (see paras 19-5 through 19-7).
- g.* Headgear insignia (see para 19-3).
- h.* SSI, current organization (see para 19-16).
- i.* SSI-FWTS (see para 19-17).
- j.* Insignia, distinguishing, U.S. Army tape and nametape (see paras 19-24a through b).
- k.* U.S. flag embroidered insignia (see para 19-18).

### **6-6. Badges worn on the aircrew uniform**

Foreign badges are not authorized for wear on the A2CU. Pin-on badges are not authorized in a field or deployed environment. See paragraphs 6-7 r, 20-17 and 20-16 for wear of identification badges, and combat and skill badges on the A2CU.

### **6-7. General guidelines**

- a.* Soldiers are authorized to wear the sand undershirt, sand rigger belt, and tan combat boots with the UCP, OCP, and/or OEF-CP A2CU until the wear out date of the UCP ACU. The tan 499 undershirt, tan 499 rigger belt, and coyote boots are not authorized for wear with the UCP A2CU.
- b.* Pocket of the A2CU uniform will be worn closed at all times.
- c.* The standard headgear for this uniform is the patrol cap (see para 4-10). The patrol cap will be worn when Soldiers are not performing flight duties.
- d.* Soldiers may wear gloves with the AC2U without the cold-weather outer garments (for example, ECWCS cold weather jacket or field jacket).
- e.* When cold-weather outer garments are worn, Soldiers may wear gloves but are not required to do so.
- f.* Soldiers may wear the ECWCS jackets and trousers as outer garments, to include the layer III fleece jacket, when authorized by the commander.
- g.* The silk weight (cold-weather) moisture-wicking undershirts are not authorized to be worn under the AC2U in place of the sand, tan 499, or foliage green undershirts. The silk weight (cold-weather) undershirts will be worn as undergarments only as authorized by the commander.

*h.* Female personnel may carry purses/handbags with these uniforms only while in a garrison environment. Such bags must comply with standards set forth in AR 670–1, paragraph 3–7f, and paragraph 18–14 of this publication .

*i.* Commanders may authorize using a camouflage, black, or solid color (in a similar color to match the shade of the uniform) personal hydration system only in the following situations: in a field environment, in high-heat areas, or on work details. Soldiers will not wear hydration systems in a garrison environment unless the commander has authorized it for one of the situations described above. Soldiers will not let the drinking tube hang from their mouths when the device is not in use.

*j.* Soldiers are authorized to store headgear when it is not worn. Soldiers may store headgear in the cargo pockets. When stored, the headgear must be folded neatly and not present a bulky appearance.

*k.* The following insignia are not authorized to be worn on the AC2U: blood types, combat lifesavers, medic, allergies, Arabic nametapes, no known drug allergies, no known allergies, penicillin, and so forth.

*l.* Commanders may authorize other uniforms for wear during administrative flights after performing the proper risk assessment.

*m.* Elbow pads and knee pads are authorized with the A2CU.

*n.* The tan or coyote, temperate-weather, Army combat boots and the tan or coyote, HW flyer’s insulated boots (when authorized according to CTA 50–900) are the authorized footwear for the A2CU.

*o.* Soldiers may wear gloves with the A2CU when not performing crew duties. They may wear the gloves without cold-weather outer garments.

*p.* Any pin-on badges will be removed by all aircrew members prior to entry onto the flight line or working in and around aircrafts.

*q.* Soldiers may sew on the U.S. Army tape, name tape, rank, and all authorized badges as an option. Hook-and-loop fasteners for U.S. Army tape and name tape may be left on or removed when sewing on the uniform. If worn, badges must be all sewn on or all pinned on; Soldiers are not authorized to mix sew-on badges with pin-on badges. When personnel sew on badges, the following must also be sewn on the AC2U coat: nametape, U.S. Army tape, and grade insignia. If a nametape, U.S. Army tape or rank is sewn on, then personnel must sew all of these items on the uniform coat. This requirement does not apply to the patrol cap. If Soldiers choose to sew on U.S. Army name tape, rank or authorized skill badges, it will be at their own expense. Soldiers may wear pin-on badges with sewn on name tape, U.S. Army tape, and grade insignia. Soldiers are not authorized to wear pinned on badges in a field or deployed environment.

*r.* Care instructions are the same as the combat uniform (see para 4–7m).

*s.* Soldiers will not starch the A2CU under any circumstances. Using starch, sizing, or any process that involves dry cleaning or a steam press will adversely affect the treatment and durability of the uniform, and it is not authorized.

#### **6–8. Aircrew combat uniform coat**

*a.* The A2CU coat is worn outside the trousers for all duties, to include flight. The sleeves will be worn down at all times (not rolled or cuffed). The coat will not extend below the top of the cargo pocket on the pants, and it will not extend higher than the bottom of the side pocket on the pants. The sleeve cuffs on the AC2U coat are not authorized to be rolled inside the coat.

*b.* The foliage green, tan, or sand 499 (100 percent cotton or flame-resistant material) is worn underneath the coat and is tucked inside the trousers at all times.

*c.* Soldiers are required to wear rank, nametape, U.S. Army tape, and the current organizational SSI . However, they have the option of wearing the SSI–FWTS and authorized badges in the same manner as for the combat uniform. All optional insignia must be removed from the A2CU prior to returning the garment to organizational stock. Badges or insignia not approved by the Institute of Heraldry are prohibited.

#### **6–9. Aircrew combat uniform trousers**

*a.* The trousers have a covered front slide fastener fly closure, two adjustable waist straps, hemmed legs, and seven evenly spaced belt loops with a 2 1/4-inch opening. The waistband has a button and buttonhole closure. There are single layer patches at the knees and seat. The trousers contain nine pockets: two side-hanging pockets, two thigh pockets with narrow pleats, two calf (lower leg) pockets-the left calf pocket only has an internal bellowed pocket and both pockets have external tool pockets, and one knife pocket with lanyard (on the left thigh). All pockets (except the side hanging pockets and the internal left-calf pocket) have flaps and slide fastener closures. The left thigh pocket has a front edge opening while all other pockets have a top opening. The leg pocket slides closed as follows: upward for the left thigh pocket and toward the outer seam on all other pockets. The knife pocket has bound edges and an integrated flap with a snap closure. The side hanging pocket closes with two strips of hook-and-loop fastener tape. For blousing purposes, there are tabs with hook-and-loop tape closures on the lower legs.



*b.* Soldiers are not authorized to blouse the trousers inside the boots while executing flight crew duties. When not performing flight duties, Soldiers will wear the trousers tucked into the top of the boots or bloused using the hook-and-pile straps if the trousers are not tucked into the boots. Personnel will not wrap the trouser legs around the leg tightly enough to present a pegged appearance or insert any items inside the trouser leg to create a round appearance at the bottom of the trouser leg. When bloused, the trousers will not extend below the third eyelet from the top of the boot.

## **Section II**

### **Fire Resistant Environmental Ensemble**

#### **6–10. Composition**

The FREE is composed of:

- a.* Jacket.
  - (1) Light weather outer layer.
  - (2) Intermediate weather outer layer.
  - (3) Extreme weather outer layer.
- b.* Trousers.
  - (1) Light weather outer layer.
  - (2) Intermediate weather outer layer.
  - (3) Extreme weather outer layer.
- c.* Undershirt.
  - (1) Underlayer, next to skin, foliage green.
  - (2) Base layer, lightweight, cold weather (foliage green).
  - (3) Mid-weight fleece, cold weather (foliage green).
- d.* Vest, intermediate weather outer layer.
- e.* Parka, extreme weather outer layer.
- f.* Parka liner, Extreme weather outer layer.
- g.* Boxer brief (foliage green).
- h.* Drawers.
  - (1) Underlayer, next to skin (foliage green).
  - (2) Baselayer, lightweight, cold weather (foliage green).
  - (3) Mid-weight fleece, cold weather (foliage green).

#### **6–11. Accessories**

The following accessories are normally worn with the FREE:

- a.* A2CU or improved combat vehicle crewman's coveralls.
- b.* Headgear.
- c.* Boots.
  - (1) Hot weather flyers (tan or coyote).
  - (2) Temperate weather (tan or coyote).
- d.* Belt, rigger, sand or tan 499 (must meet flash/flare criteria for aircrew members performing aircrew duties) (see para 18–2*a*).
- e.* Socks, fire resistant, foliage green.
- f.* Chaplain's apparel (chaplains only) (see para 18–7).
- g.* Gloves.
  - (1) Nomex®gloves, or summer weight flight gloves (green/black or green/sand).
  - (2) Maximum grip NT (Nomex®), friction fighter.
  - (3) Other gloves may be worn when not performing crew duties (see para 18–13*a*).
- h.* The OCIE, as determined by the commander in accordance with CTA 50–900 or CTA 8–100 (medical personnel).

#### **6–12. Materials**

FREE is made of a combination of Nomex®, flame-resistant rayon, wool, and nylon, Lycra, and spandex.

## 6–13. General guidelines

*a.* The FREE is for use by flight and combat vehicle crews and personnel in other selected military occupational specialties. Wear and appearance of the headgear, skill badges, rank insignia, branch insignia, last name/U.S. Army tape, shoulder sleeve insignia, U.S. flag insignia, skills tabs, and identification badges are the same as outlined for the A2CU (see paras 6–5 and 6–6). This uniform is designed to be slightly loose fitting; alterations to make it form fitting are not authorized. The jackets are worn outside the pants for all duties, to include flight. The sleeves will be worn down at all times, and not rolled or cuffed. The pants are worn with the FREE or standard rigger belt. Soldiers are not authorized to blouse the trousers inside the boots.

*b.* Soldiers are required to wear grade insignia, nametape, U.S. Army tape, and the current organizational SSI on the duty uniform worn with the FREE. However, they have the option of wearing the SSI–FWTS, and authorized badges. The SSI, SSI–FWTS, and badges (unless badges are sewn on) will be removed by all aircrew members prior to entry onto the flight line or working in and around aircrafts.

*c.* Soldiers may sew on the U.S. Army tape, name tape, rank, and all authorized badges as an option. Hook-and-loop fasteners for U.S. Army tape and name tape may be left on or removed when sewing on the uniform. If worn, badges must be all sewn on or all pinned on; Soldiers are not authorized to mix sew-on badges with pin-on badges. When personnel sew on badges, the following must also be sewn on the FREE jacket: nametape, U.S. Army tape, and grade insignia. If a nametape, U.S. Army tape or rank is sewn on, then personnel must sew all of these items on the uniform jacket. This requirement does not apply to the patrol cap. If Soldiers choose to sew on U.S. Army name tape, rank or authorized skill badges, it will be at their own expense. Soldiers may wear pin-on badges with sewn on name tape, U.S. Army tape, and grade insignia. Soldiers are not authorized to wear pinned on badges in a field or deployed environment.

*d.* The patrol cap will be worn when Soldiers are not performing flight duties, unless otherwise prescribed by the commander.

*e.* Care instructions are the same as the combat uniform (see para 4–7*m*).

*f.* Soldiers are authorized to wear the sand undershirt, sand rigger belt, and tan combat boots with the UCP, OCP, and/or OEF–CP FREE until the wear out date of the UCP ACU. The tan 499 undershirt, tan 499 rigger belt, and coyote boots are not authorized for wear with the UCP FREE.

## Chapter 7

### Garrison Culinary Uniform-Male

#### 7–1. Classification

The male garrison culinary uniform is the daily work uniform for all male enlisted Soldiers in CMF 92 who hold the culinary specialist MOS, when prescribed by CTA 50–900 and by the commander (see figs 7–1 and 7–2). The male Senior Culinary Management NCO uniform is described in paragraph 7–2*b*.

#### 7–2. Composition

*a.* The male garrison culinary uniform consists of the following:

(1) Smock

*(a)* Garrison culinary short sleeve is a smock that is short-sleeved with a left breast pocket, a front button closure, and a straight-cut bottom.

*(b)* Garrison Culinary long sleeve smock is white, long sleeved with French cuffs, has a double breasted reversible eight button closure, mandarin-style collar, thermometer pocket on left sleeve, and a straight-cut bottom.

(2) Trousers, unisex, garrison culinary, black. The trousers are black with straight-legs, partially elasticized waist with belt loops, have two front slash pockets, and a front zipper closure .

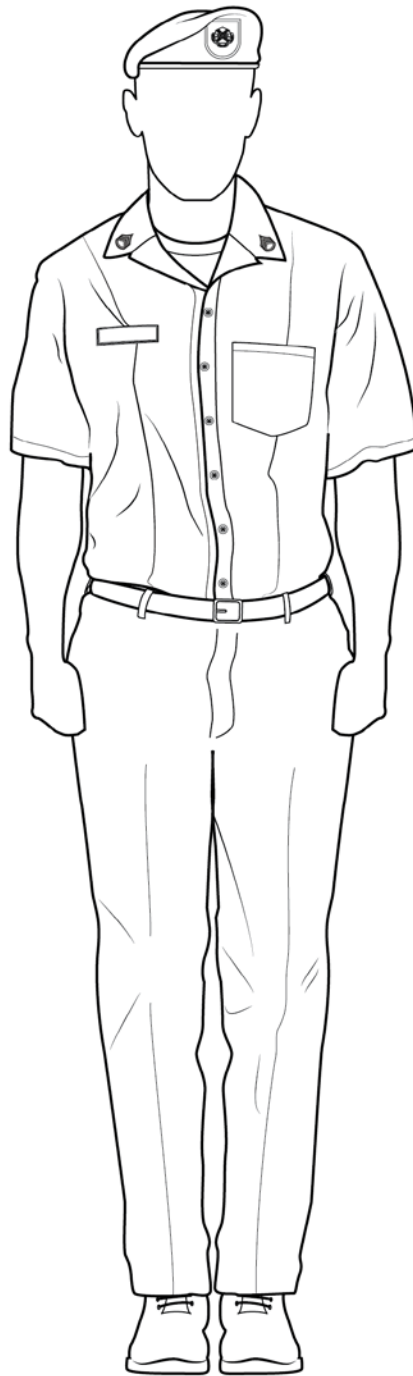
(3) Undershirt, white (see para 18–30*f*).

(4) Undergarments (see para 18–30).

(5) Footwear (see para 7–3*f*).

(6) Headgear, beret (see para 18–3).

*b.* The male Senior Culinary Management NCO uniform is worn with the service uniform shirt in place of the smock (see para 11–9).



**Figure 7-1 Garrison Culinary. uniform, male**

---




Figure 7-2 Garrison Culinary. uniform, male

---

### 7-3. Accessories

The following accessories are normally worn with the male garrison culinary uniform:

- a. Belt, black web, with brass tip and buckle (see paras 18–2*b* and 18–2*c*).
- b. Coat, black, all-weather (see para 18–8).
- c. Windbreaker, black (worn only with the Senior Culinary Management NCO uniform) (see para 18–32).
- d. Gloves.
  - (1) Black, utility (see para 18–13*a* and 20–11*a*).
  - (2) Black, leather, unisex, dress (worn only with the black all-weather coat) (see para 18–13*b*).
- e. Scarves, dress, black (worn only with the black all-weather coat) (see para 18–23*a*).
- f. Footwear.
  - (1) Boots, combat, tan or coyote leather (see para 18–4).
  - (2) Shoes, oxford, black (see para 18–25*c*).
- g. Socks.
  - (1) Tan, green, or black, tan; cushion sole (worn only with boots) (see para 18–26*a*).
  - (2) Black, dress (worn only with shoes) (see para 18–26*b*).
- h. Sweater.
  - (1) Cardigan, black, unisex (worn only with the Senior Culinary Management NCO uniform) (see para 18–26*a*).
  - (2) Pullover, black, unisex (worn only with the Senior Culinary Management NCO uniform) (see para 18–26*c*).
- i. OCIE as determined by the commander in accordance with CTA 50–900.

#### **7–4. Materials**

The fabrics are white polyester and cotton, and black polyester and cotton.

#### **7–5. Insignia and accouterments**

The following insignia are authorized for wear on the male garrison culinary uniform:

- a. Grade insignia, nonsubdued (see paras 19–6 through 19–8).
- b. Headgear insignia (see para 19–3).
- c. Nameplate (see para 19–25*c*).

#### **7–6. General guidelines**

a. The garrison culinary smock is worn outside of the black trousers. The smock has a reversible double-breasted front that will be fastened right over left unless the smock becomes soiled during the duty day at which time it may be fastened left over right to maintain a neat appearance. The commander may authorize exceptions to the prescribed wear of the smock for health and safety reasons.

b. The black web belt with brass tip and brass buckle is worn with this uniform. The food handler's apron and food handler's caps are worn only while in the dining facility and within the immediate vicinity of the dining facility. No insignia is worn on the food handler's cap.

c. When the black all-weather coat or other authorized cold-weather outer garments are worn, personnel may wear the dress scarf and dress gloves, but they are not required to do so. Personnel may wear the optional purchase, black windbreaker (with the Senior Culinary Management NCO uniform only) (see para 18–32), except in formation. Black oxford shoes, combat boots, or safety boots are worn with the garrison culinary uniform, unless CTA 50–900 authorizes other footwear. Soldiers will not blouse the trousers when wearing boots.

d. The Senior Culinary Management NCO wears the service uniform shirt, black trousers, black oxford shoes, and the beret, when authorized by the commander. Senior Culinary Management NCOs may wear the black unisex cardigan buttoned or unbuttoned while indoors; when outdoors, personnel must button all five buttons. The black web belt with brass tip and brass buckle is worn with this uniform. e. The garrison culinary and Senior Culinary Management NCO uniforms are organizationally issued utility uniforms (except for the service uniform shirt). However, Soldiers retain these uniforms for as long as they are assigned to culinary duties

## **Chapter 8**

### **Garrison Culinary and Maternity Uniform-Female**

#### **8–1. Classification**

The female garrison culinary Uniform Slacks and Tunic are the daily work uniform for all female enlisted Soldiers in CMF 92 who hold the culinary specialist MOS, when prescribed by CTA 50–900 and by the commander (see fig 8–1 and 8–2). The female Senior Culinary Management NCO uniform is described in paragraph 8–2*b*.

## 8–2. Composition

a. The female garrison culinary uniform consists of:

(1) Dress.

(a) *Dress, women’s*. The dress will be of an approved specification or pattern. It is knee-length with short sleeves and has a front button closure system, wing-tip collars, and a belt.

(b) *Dress, maternity, white*. The dress is any plain, white, unadorned commercial design, in an easy-care, soil-release material, with wing collars suitable for placement of rank and branch insignia, as prescribed. Fabric content must comply with NFPA standards. Any closure method is acceptable, but it may not cause safety hazards or degradation of appearance.

(2) Slacks and tunic.

(a) Uniform, women’s, tunic and pants, the uniform will be of an approved specification or pattern. The tunic is an over-the-hip style with winged collars, short sleeves, and side pockets; the pants are straight-legged.

(b) *Pantsuit, women’s, cotton/polyester, white*.

(c) *Slacks and tunic, maternity, white*. The slacks and tunic may be any plain, white, unadorned commercial design. The fabric is an easy-care and soil-release material, with wing collars suitable for placement of rank and branch insignia, as prescribed. Fabric content must comply with NFPA standards. Any closure method is acceptable, but it may not cause safety hazards or degradation of appearance.

(3) Smock and Trousers.

(a) *Garrison Culinary Smock*. The garrison culinary smock is white, long sleeved with French cuffs, has a double breasted reversible eight button closure, mandarin-style collar, thermometer pocket on left sleeve, and a straight-cut bottom.

(b) *Trousers, unisex, garrison culinary, black*. The trousers are black with straight-legs, partially elasticized waist with belt loops, have two front slash pockets, and a front zipper closure.

*Note*. Not all components listed in paragraphs a are worn together. Either the dress, the slacks with tunic, the pantsuit, or the smock and trousers is worn.

(4) Undershirt, white (see paras 18–30 and 20–28).

(5) Undergarments (see paras 18–30 and 20–28).

(6) Footwear (see para 8–3f).

(7) Headgear, beret (see para 18–3).

b. The female Senior Culinary Management NCO uniform consists of (in addition to items listed in paragraphs a(3) through (7)):


(1) Blouse, women’s, food service, white. Commercial, short-sleeved blouse with a front button closure (local procurement according to CTA 50–900).

(2) Skirt, women’s food service, black (local procurement according to CTA 50–900).

(3) Slacks, women’s, food service, black (local procurement according to CTA 50–900).

(4) Trousers and service uniform shirt (see para 12–7)

*Note*. Not all components listed in paragraphs b are worn together. Either the women’s food service blouse is worn with either the women’s food service skirt or the women’s food service slacks, or the unisex trousers are worn with the female service uniform shirt.



**Figure 8-1. Garrison Culinary. uniform, female**

---






Figure 8–2. Garrison Culinary uniform, female

### 8–3. Accessories

The following accessories are normally worn with the female garrison culinary uniform:

- a. Belt, black web, with brass tip and buckle (see paras 18–2*b* and 18–2*c*).
- b. Coat, black, all-weather (see para 18–8).
- c. Windbreaker, black (worn only with Senior Culinary Management NCO uniform) (see para 18–32).
- d. Gloves.
  - (1) Black, utility (see para 18–13*a*).
  - (2) Black, leather, unisex, dress (worn only with black all-weather coat) (see para 18–13*b*).
- e. Scarves, dress, black (with all-weather coat only) (see para 18–23*a*).
- f. Footwear.
  - (1) Boots, combat, tan or coyote leather (see para 18–4).
  - (2) Shoes, oxford, black (see para 18–25*a*).
- g. Socks .
  - (1) Tan, green, or black, tan; cushion sole (worn only with boots) (see para 18–26*a*).
  - (2) Black, dress (worn with shoes only) (see para 18–26*b*).
- h. Stockings, sheer (see para 18–24*d*).
- i. Sweater.
  - (1) Cardigan, black, unisex (worn only with the Senior Culinary Management NCO uniform) (see para 18–28*c*).
  - (2) Pullover, black, unisex (worn only with the Senior Culinary Management NCO uniform) (see para 18–28*c*).
- j. Handbags .
  - (1) Black, clutch-type, optional purchase (see para 18–14*a*).
  - (2) Black, shoulder (see para 18–14*d*).
- k. OCIE as determined by the commander in accordance with CTA 50–900 .

### 8–4. Materials

The fabrics are white polyester and cotton, and black polyester and cotton.

### 8–5. Insignia and accouterments

The following insignia are authorized for wear on the female garrison culinary uniform:

- a. Grade insignia, nonsubdued (see paras 19–6 through 19–8).
- b. Headgear insignia (see para 19–3).
- c. Nameplate (see para 19–25*c*).

### 8–6. General guidelines

a. The garrison culinary smock is worn outside of the black trousers. The smock has a reversible double-breasted front that will be fastened right over left unless the smock becomes soiled during the duty day at which time it may be fastened left over right to maintain a neat appearance. The commander may authorize exceptions to the prescribed wear of the smock for health and safety reasons.

b. The black web belt with brass tip and brass buckle is worn with this uniform. The food handler’s apron and food handler’s caps are worn only while in the dining facility and within the immediate vicinity of the dining facility. No insignia is worn on the food handler’s cap. .

c. When the black all-weather coat or other authorized cold-weather outer garments are worn, personnel may wear the dress scarf and dress gloves, but they are not required to do so. Personnel may wear the optional purchase, black windbreaker (with the Senior Culinary Management NCO uniform only) (see para 18–32), except in formation. Black oxford shoes, combat boots, or safety boots are worn with the garrison culinary uniforms, unless CTA 50–900 authorizes other footwear. Soldiers will not blouse the trousers when wearing boots. Soldiers will wear either black socks or sheer stockings with the black oxfords, with the pantsuit, or with the tunic with slacks. Sheer stockings are worn with the garrison culinary uniform dresses. The slacks are not bloused when wearing boots.

d. The Senior Culinary Management NCO wears the white blouse or service uniform shirt, black slacks or skirt, black oxford shoes, and the beret, when authorized by the commander. Senior Culinary Management NCOs may wear the black unisex cardigan buttoned or unbuttoned while indoors; when outdoors, personnel, except for pregnant Soldiers, must button all five buttons. The black web belt with brass tip and brass buckle is worn with this uniform.

*e.* The garrison culinary and Senior Culinary Management NCO uniforms are organizationally issued utility uniforms (except for the service uniform shirt). However, Soldiers retain these uniforms for as long as they are assigned to culinary duties.

*f.* Issuing the garrison culinary maternity uniform to female personnel has no bearing on issuing the maternity service uniform (chap 13) or the maternity work uniform (chap 5).

## **Chapter 9**

### **Combat Vehicle Crewman Uniform**

#### **9–1. Classification**

*a.* The Combat Vehicle Crewman (CVC) uniform in the UCP, OEF–CP, or OCP is a daily work, utility, and field uniform for CVC (see fig 9–1). The UCP and OEF–CP CVC may be worn until the wear out date of the UCP ACU.

*b.* The FREE is designed to be worn with the standard duty uniform to provide aviators and CVC with modular, flame resistant protection (see sec II of chap 6, paras 6–10 through 6–13).

#### **9–2. Composition**

The CVC uniform consists of:

*a.* Coverall. The coverall is a one-piece design that has a front entry zippered closure, a drop seat, an extraction strap located at the upper back, and pockets located on the left sleeve, chest, right and left sides, right and left front hips, right and left upper thigh, and right and left lower legs. All pockets have slide-fastener closures.

*b.* Jacket, cold-weather. The jacket is single-breasted with a front slide-fastener closure and an inside protective flap. The back has a yoke-and-retrieval strap opening with a hook-and-pile closure. The left sleeve has a utility and pencil pocket, and the sleeves have elbow patches. The cuffs and waistband are rib knit. The jacket is fully lined with quilted, flame-resistant batting material (see fig 9–2).

*c.* Undergarments (see para 18–30).

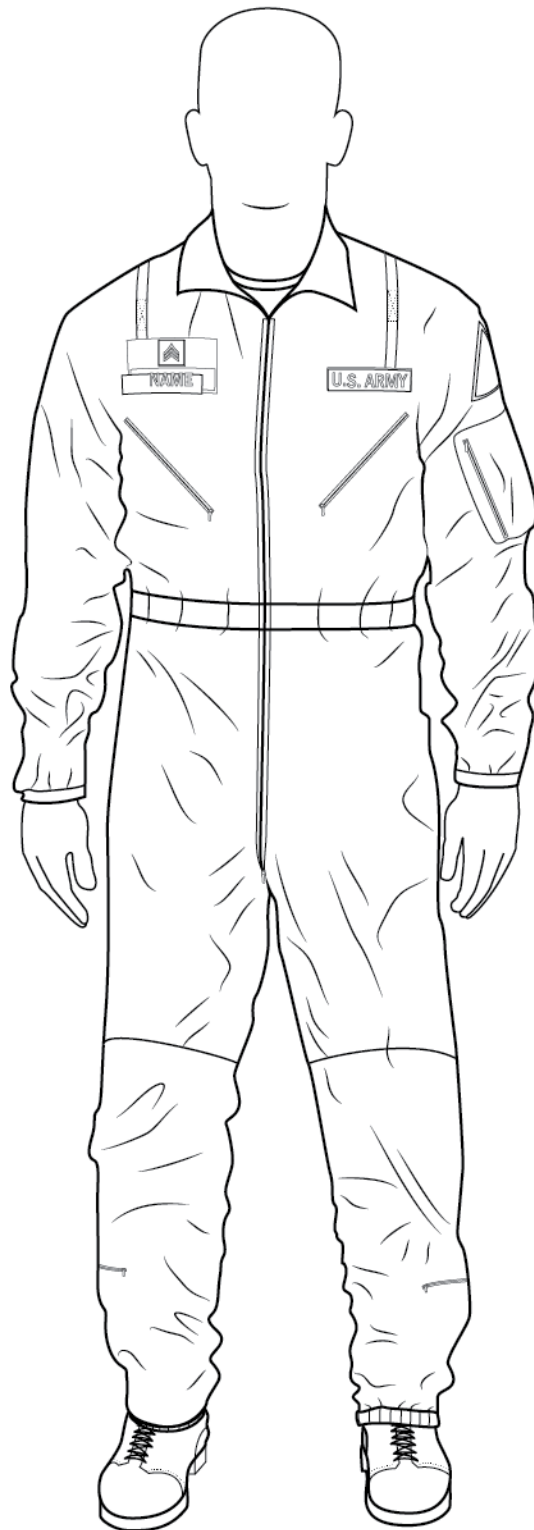
*d.* Socks, tan, green, or black; cushion sole (see para 18–26*a*).

*e.* Boots, combat, tan or coyote leather (see para 18–4*a*).

*f.* Headgear (see para 4–10).

*g.* Undershirt, foliage green, sand, or tan 499 (100 percent cotton or flame-resistant material) (see para 18–30*e*).

*h.* Vest.



**Figure 9-1. Combat vehicle crewman uniform**

---

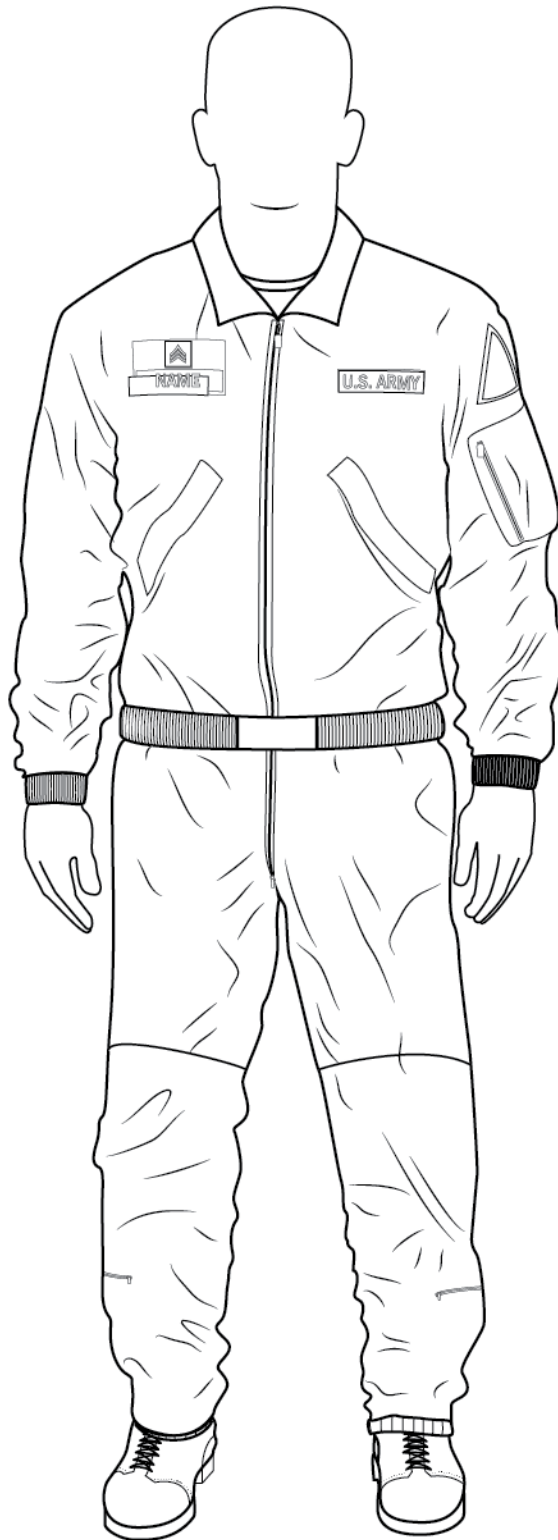


Figure 9-2. Jacket, cold-weather

---

### 9-3. Accessories

The following accessories are normally worn with the CVC.

- a. FREE (see chap 6, sec II).
- b. Balaclava hood, CVC, line item number (LIN) H46881, CTA 50–900.
- c. Bib, overalls, LIN P37820.
- d. Body armor, ballistic undergarment, LIN 80592N.
- e. Gloves.
  - (1) CVC, cold-weather, LIN C67081.
  - (2) CVC, summer, LIN G70780.
- f. Helmet, CVC.
- g. Organizational clothing and equipment, as determined by the commander, in accordance with CTA 50–900.
- h. Personal hydration systems (see para 11–6c).

#### **9–4. Materials**

The CVC uniform is made of flame resistant materials.

#### **9–5. Insignia and accouterments**

The following insignia and accouterments are authorized for wear on these uniforms:

- a. Grade insignia (see paras 19–5 through 19–7).
- b. Insignia, distinguishing, U.S. Army tape and nametape (see paras 19–24a through 19–24b).
- c. SSI, current organization (see para 19–16).

#### **9–6. General guidelines**

a. When issued, all CVC wear the CVC uniform whenever they are operating combat vehicles. Alterations to the uniform are not authorized. Soldiers will not tuck the uniform into the boots. The only outer garments authorized for wear with the CVC uniform is the cold-weather jacket or FREE items.

b. Insignia will be worn on the CVC using the following guidance:

(1) The U.S. Army tape is worn horizontal to the ground, approximately 1/2 inch up from the outside zipper seam on the left breast. The nametape is worn on the right side, in line with the U.S. Army tape. The subdued sew-on grade insignia is worn centered 1/4 inch above the nametape.

(2) On the cold-weather jacket, the nametape and U.S. Army tape are worn horizontal to the ground, approximately 1/2 inch above the top of the pocket flaps.

(3) Commanders will provide, and have attached, the subdued sew-on grade insignia, nametape, U.S. Army tape, and SSI, without cost to enlisted personnel.

c. Commanders may authorize use of a camouflage, black, or solid color (in a similar color to match the shade of uniform) personal hydration system only in the following situations: in a field environment, in high-heat areas, or on work details. Soldiers will not wear hydration systems in a garrison environment unless the commander has authorized it for one of the situations described above. Soldiers will not let the drinking tube hang from their mouths when the device is not in use.

d. CVC uniforms in colors OG–106 and tan 380 are no longer authorized for wear.

e. Soldiers are authorized to wear the sand undershirt and tan combat boots with the UCP, OCP, and/or OEF–CP CVC until the wear out date of the UCP ACU. The tan 499 undershirt and coyote boots are not authorized for wear with the UCP CVC.

## **Chapter 10**

### **Physical Fitness Uniform**

#### **10–1. Classification**

The physical fitness uniforms authorized for wear are classified as:

a. The improved physical fitness uniform (IPFU) (see paras 10–2 through 10–6). The wear-out date for this uniform is 30 September 2017.

b. The Army fitness physical uniform (APFU) (see paras 10–7 through 10–11). The mandatory possession date for this uniform is 1 October 2017.

#### **Section I**

#### **The Improved Physical Fitness Uniform**

## 10-2. Composition

The IPFU consists of the following components (see figs 10-1 and 10-2 for variations of the IPFU):

- a. Jacket, running, gray and black, with "Army" in black.
- b. Pants, running, black.
- c. Trunks, running, black, with "Army" in reflective white.
- d. T-shirt, gray, short sleeve, with "Army" in reflective black.
- e. T-shirt, gray, long sleeve, with "Army" in reflective black.
- f. Footwear.
- g. Socks.

## 10-3. Accessories

The following accessories are normally worn with the IPFU:

- a. Gloves, utility (see para 18-13a).
- b. Fleece cap, foliage green or black (see para 18-12).

## 10-4. Materials

The IPFU shirts consist of 100 percent moisture wicking polyester. The IPFU shorts consist of 100 percent nylon with an antimicrobial finished polyester lining. The IPFU jacket and pants consist of 100 percent nylon.

## 10-5. Insignia

The only insignia authorized for wear on the IPFU is the physical fitness badge. When the physical fitness badge is worn, it is sewn on the upper left front side of the IPFU t-shirt. On the IPFU running jacket, the insignia is sewn centered and 1/2 inch above the word "Army." See AR 600-8-22 for criteria for wearing the physical fitness badge.

## 10-6. General guidelines

- a. Personnel wear the green or black micro fleece cap pulled down snugly on the head with the bottom edge covering the ears, but not covering the eyebrows. The bottom edge (all) of the cap may be folded, but not rolled.
- b. Commanders may authorize wear of commercial running shoes with calf-length or ankle-length, plain white or black socks (no logos). If worn, ankle-length socks must cover the entire ankle bone and calf-length socks will end at the middle point between the ankle and the knee. Shoes must accommodate all five toes in one compartment. Those shoes that feature five separate, individual compartments for the toes detract from a professional military image and are prohibited for wear with the IPFU or when conducting physical training in a military formation.
- c. Commanders may authorize wear of utility gloves, reflective belts or vests, long underwear, and other items appropriate to the weather conditions and type of activity. If Soldiers wear long underwear or other similar items, they must conceal them from view with the running jacket and pants if wearing the IPFU.
- d. Soldiers are authorized to wear commercially purchased gray or black spandex shorts under the IPFU shorts. The length of the shorts must end above the knee or higher. The commercial shorts must be plain, with no logos, patterns, or obtrusive markings. Soldiers are not required to buy the spandex shorts.
- e. When Soldiers wear the IPFU as a complete uniform, they will keep the sleeves down on the jacket, the legs down on the pants, and they will tuck the t-shirt inside the trunks. Soldiers may not roll or push up the sleeves of the IPFU jacket or long-sleeved shirt. Soldiers may not cuff the IPFU jacket sleeves or long-sleeved shirt. There are no restrictions on the combination of IPFU items worn, unless the commander has prescribed a particular combination for formation.
- f. The IPFU is a clothing bag item. Each item of the IPFU is identified with a national stock number and a Defense Logistics Agency Troop Support contract number printed on a label and sewn into the garment. If the label does not contain this information, the garment is not an authorized garment.
- g. Pregnant Soldiers will wear the IPFU until the uniform becomes too small or uncomfortable. Pregnant Soldiers are authorized to wear the t-shirt outside the trunks. At no time will commanders require pregnant Soldiers to purchase a larger IPFU to accommodate the pregnancy. When the uniform becomes too small or uncomfortable, pregnant Soldiers may wear equivalent civilian workout clothes.
- h. Soldiers are not authorized to mix the wear of the IPFU components (see paras 12-2a through 12-2e) with the wear of the APFU (see paras 12-7a through 12-7e) at the same time.




Figure 10-1. Improved physical fitness uniform variations

---




Figure 10–2. Improved physical fitness uniform variations—continued

---

## Section II The Army Physical Fitness Uniform

### 10–7. Composition

The APFU consists of the following components (see figs 10–3 and 10–4 for variations of the APFU):

- a.* Jacket, running, black and gold, with gold Army logo.



- b.* Pants, running, black, with gold Army logo.
- c.* Trunks, running, black, with “Army” in gold.
- d.* T-shirt, black, short sleeve, with “Army” in gold.
- e.* T-shirt, black, long sleeve, with “Army” in gold.
- f.* Footwear.
- g.* Socks.

#### **10-8. Accessories**

The following accessories are normally worn with the APFU.

- a.* Gloves.
- b.* Fleece cap, black (see para see para 18-12).

#### **10-9. Materials**

- a.* The APFU (clothing bag and optional) running jacket consists of 100 percent nylon.
- b.* The APFU (clothing bag and optional) running pants consists of 100 percent nylon.
- c.* The APFU (clothing bag and optional) trunks consist of 100 percent polyester.
- d.* The APFU clothing bag shirts consist of 100 percent polyester. The APFU optional purchase shirts consist of 86 percent nylon and 14 percent spandex.

#### **10-10. Insignia**

The only insignia authorized for wear on the APFU is the physical fitness badge. When the physical fitness badge is worn, it is sewn on the wearer’s upper left front side of the APFU t-shirt above the word “Army.” On the APFU running jacket, the insignia is sewn centered and 1/2 inch above the Army logo. See AR 600-8-22 for criteria for wearing the physical fitness badge.

#### **10-11. General guidelines**

- a.* Personnel wear the black micro fleece cap pulled down snugly on the head with the bottom edge covering the ears, but not covering the eyebrows. The bottom edge (all) of the cap may be folded, but not rolled.
- b.* Commanders may authorize wear of commercial running shoes with calf-length or ankle-length, plain white or black socks (no logos). If worn, ankle-length socks must cover the entire ankle bone and calf-length socks will end at the middle point between the ankle and the knee. Shoes must accommodate all five toes in one compartment. Those shoes that feature five separate, individual compartments for the toes detract from a professional military image and are prohibited for wear with the APFU or when conducting physical training in a military formation.
- c.* Commanders may authorize wear of utility gloves, reflective belts or vests, long underwear, and other items appropriate to the weather conditions and type of activity. If Soldiers wear long underwear or other similar items, they must conceal them from view with the running jacket and pants, if wearing the APFU.
- d.* Soldiers are authorized to wear commercially-purchased black spandex shorts under the APFU shorts. The length of the shorts must end above the bottom of the shorts or higher. The commercial shorts must be plain, with no logos, patterns, or obtrusive markings. Soldiers are not required to buy the spandex shorts.
- e.* When Soldiers wear the APFU as a complete uniform, they will keep the sleeves down on the jacket, the legs down on the pants, and they will tuck the t-shirt inside the trunks. Soldiers may not roll or push up the sleeves of the APFU jacket or long-sleeved shirt. Soldiers may not cuff the APFU jacket sleeves or long-sleeved shirt. There are no restrictions on the combination of APFU items worn, unless the commander has prescribed a particular combination for formation. APFU clothing bag items and APFU option purchase items may be mixed and worn together at the same time.
- f.* The APFU is a clothing bag item, which will replace the IPFU. Each item of the APFU is identified with a national stock number and a Defense Logistics Agency Troop Support contract number printed on a label and sewn into the garment. If the label does not contain this information, the garment is not an authorized garment. Optional purchase APFU items may be worn in lieu of issued APFU items, provided the garment is produced by a Natick certified manufacturer and includes the following certification statement printed onto the garment: “This garment is warranted to meet or exceed the standards of this Purchase Description UQC XXX and was produced under Certificate No. from basic material and controlled components warranted by the manufacturer to have been produced in accordance with the sample under current certificate.”
- g.* Pregnant Soldiers will wear the APFU until the uniform becomes too small or uncomfortable. Pregnant Soldiers are authorized to wear the t-shirt outside the trunks. At no time will commanders require pregnant Soldiers to purchase a larger APFU to accommodate the pregnancy. When the uniform becomes too small or uncomfortable, pregnant Soldiers may wear equivalent civilian workout clothes.

*h.* Soldiers are not authorized to mix the wear of the IPFU components (see paras 10–2*a* through 10–2*e*) with the wear of the APFU (see paras 10–7*a* through 10–7*e*) at the same time.




Figure 10-3. Army physical fitness uniform variations




Figure 10-4. Army physical fitness uniform variations—continued

## Chapter 11 Service and Dress Uniforms-Male

### 11-1. Classification

The male Army Service Uniform (ASU) is the designated service and dress uniform for male Soldiers as prescribed by the commander.

### 11-2. Composition

*a.* The male ASU and dress uniform consist of the following:


- (1) Coat, Army blue, male (AB 450 or AB 150) (see para 11-7).
- (2) Trousers (see para 11-8).
  - a*) Light blue (AB 451 or AB 151)
  - b*) Dark blue (general officers only) (AB 450 or AB 150).
- (3) Shirt, white, short- or long-sleeved (see para 11-9).
- (4) Necktie (see para 18-20).
- (5) Undergarments (see para 18-30).
- (6) Belt, black, web waist, brass tip, and buckle, belt, brass (see paras 18-2*b* and 18-2*c*).
- (7) Headgear (see paras 18-3 and 11-10).
- (8) Footwear (see para 18-25).
- (9) Socks (see para 18-26).
- (10) Undershirt (see para 18-30*f*).

*b.* The variations of the male service and dress uniforms consist of:

(1) The male Class A Army service uniform includes the Army blue coat and low waisted trousers, white short- or long-sleeved shirt, and four-in-hand necktie (see figs 11-1 through 11-5). The beret is the standard headgear worn with this uniform. For accessories and other items authorized for wear on the male Class A Army service uniform, see paragraph 11-3 and 11-5, below.


(2) The male Class B Army service uniform includes the low waisted trousers and white short- or long- sleeved shirt. Soldiers will wear a four-in-hand necktie with the long-sleeved white shirt (see figs 11-6 through 11-8). The beret is the standard headgear worn with this uniform. For accessories and other items authorized for wear on the male Class B Army service uniform, see paragraph 11-3 and 11-5.

(3) The male Army dress uniform includes the Army blue coat and low waisted trousers, a long-sleeved white shirt, and four-in-hand tie (before retreat) or bow tie (after retreat). When this uniform is worn for evening social occasions (after retreat), headgear is not required. Combat boots and organizational items (such as brassards and MP accessories) are not authorized for wear with the male Army dress uniform. When worn with a black bow tie, the Army dress uniform constitutes a formal uniform and corresponds to a civilian tuxedo (See figs 11-9 and 11-10). For accessories and other items authorized for wear on the male Army dress uniform, see paragraphs 11-3 and 11-5.




**Figure 11–1. Army Service Uniform, general officer, male**

---



**Figure 11-2. Army Service Uniform, officer, male**


---



**Figure 11-3. Army Service Uniform, warrant officer, male**


---





**Figure 11-4. Army Service Uniform, noncommissioned officer, male**

---




**Figure 11-5. Army Service Uniform, enlisted, male**




**Figure 11-6. Class B Army Service Uniform, male, long-sleeved shirt and tie**

---



**Figure 11-7. Class B Army Service Uniform, male, short-sleeved shirt and tie**

---



**Figure 11–8. Class B Army Service Uniform, male, short-sleeved shirt without tie**

---




Figure 11–9. Army dress uniform, officer, male

---




Figure 11–10. Army dress uniform, enlisted, male

---

### 11–3. Accessories

The following accessories are normally worn with the male Army service and dress uniforms.

- a. Belt, black web waist, brass tip (see para 18–2b).
- b. Boots, combat, black leather (only when bloused trousers are authorized; not authorized with the dress uniform variation) (see para 18–4b).
- c. Buckle, belt brass (see para 18–2c).
- d. Buttons (see para 18–5).
- e. Cape (only officers may wear with the dress uniform variation) (see para 18–6).
- f. Chaplain's apparel (see para 18–7).
- g. Coat, black all-weather (see para 18–8).
- h. Cuff links and studs (only worn with the dress uniform variation) (see para 18–10).
- i. Gloves.
  - (1) Black, leather, unisex, dress (only worn with the Class A variation, dress uniform variation, black all-weather coat, or windbreaker) (see para 18–13b).
  - (2) White dress (only worn with the dress uniform variation) (see para 18–13c).
- j. Hat, drill sergeant (not authorized with the dress uniform variation) (see para 18–15b).
- k. Judge's apparel (see para 18–16).

- l. MP accessories (not authorized with the dress uniform variation) (see para 18–17).
- m. Neckties .
  - (1) Bow, black, dress or mess (see para 18–20a).
  - (2) Four-in-hand, black, service (para 18–20c).
- n. Scarf, dress, black (only worn with the black all-weather coat or windbreaker) (see para 18–23a).
- o. Service cap, optional (see para 13–10 and figs 13–11 through 13–15).
- p. Shirt, white (see para 13–9).
- q. Shoes, oxford, black (see para 18–25c).
- r. Socks .
  - (1) Tan, green, or black (only worn with boots ) (see para 18–26a).
  - (2) Black, dress (see para 18–26b).
- s. Sweater, cardigan, black, unisex (only worn with the Class B uniform variation) (see para 18–28a).
- t. Sweater, pullover, black, unisex (only worn with the Class B uniform variation) (see para 18–28b).
- u. Undershirt, white (see para 18–30f).
- v. Undergarments (see para 18–30).
- w. Umbrella, black (see para 18–29).
- x. Windbreaker, black (only worn with the Class B uniform variation) (see para 18–32).

#### 11–4. Materials

The male service/dress uniform will be made of the following materials and shades:

- a. *Coat* .
  - (1) 55/45 percent polyester/wool serge, 9.5–10.5 ounce, Army Blue 450 or Army Blue 150.
  - (2) 55/45 percent polyester/wool tropical, 9 ounce, Army Blue 450 or Army Blue 150.
  - (3) 55/45 percent polyester/wool gabardine, 10.6 ounce, Army Blue 450 or Army Blue 150.
  - (4) 55/45 percent polyester/wool elastique, 13.5 ounce, Army Blue 450 or Army Blue 150.
  - (5) 100 percent wool elastique, 16 ounce, Army Blue 450 or Army Blue 150.
  - (6) 100 percent polyester, 7.2 ounce, Army Blue 450 or Army Blue 150.
- b. *Trousers*.
  - (1) *General officers*. The trousers and coat will be made in the same material and shade, dark blue, Army shade 150 or 450.
  - (2) *Other officers and enlisted personnel*. The trousers will be made in the same material as the coat, except the color will be light blue, Army shade 151 or 451.
- c. *Braid*. The gold braid on the trousers shall be 100 percent polyester produced by a certified braid supplier.
- d. *Shirts, male, long and short sleeve*. Issue shirts are 65/35 percent polyester/cotton blend in a herringbone weave with stretch, approximately 4.5 ounce weight, with a durable press and soil release finish, in shade Army White 5. The optional shirts are 65/35 percent polyester/cotton blend in a herringbone weave, approximately 5 ounce weight, with a durable press and soil release finish, in shade Army White 5.
- e. *Headgear, service cap (optional)*. The service cap will be made in the same material and shade as the coat, except that officers also are authorized to wear the service cap in fur felt, 9-ounce weight, dark blue, Army shade 250.

#### 11–5. Insignia, accouterments, decorations, badges, unit awards and appurtenances

The following insignia and accouterments are authorized for wear on the male Army service and dress uniforms:

- a. Aiguillette, service (officers only) (not authorized on the Class B uniform variation) (see para 19–25).
- b. Airborne background trimming (see para 19–31b).
- c. Branch of service scarves (not authorized on the dress uniform variation) (see para 19–20).
- d. Branch insignia (not authorized on the Class B uniform variation) (see paras 19–9 through 19–13).
- e. Brassards (not authorized on the dress uniform variation) (see para 19–30).
- f. Decorations and service medal ribbons (see paras 20–6, 20–7, and 20–9).
- g. Distinctive items for infantry personnel (see para 19–30).
- h. Distinctive unit insignia (not authorized on the Class B uniform variation) (see para 19–).
- i. Foreign badges (see para 20–18).
- j. Fourragere/lanyards (not authorized on the Class B uniform variation) (see para 20–10d).
- k. Gold star lapel button (not authorized on the Class B uniform variation) (para 20–6c).
- l. Next of kin lapel button (not authorized on the Class B uniform variation) (para 20–6d)
- m. Headgear insignia (see para 19–3).
- n. Insignia of grade (see paras 19–5 through 19–8).



- o. Insignia representing regimental affiliation (optional) (see para 19–23).
- p. Officer candidate school (OCS)/warrant officer candidate (WOC) insignia (see paras 19–14 and 19–15).
- q. Nameplate (see para 19–24c).
- r. Organizational flash (see para 19–31a).
- s. Overseas service bars (not authorized on the Class B uniform variation) (see para 19–28).
- t. Service stripes (enlisted personnel only; not authorized on the Class B uniform variation) (see para 19–27).
- u. Unit awards (see para 20–10).
- v. U.S. badges (ID, marksmanship, combat, and special skill) (see paras 20–12, 20–15, 20–16, and 20–17).
- w. U.S. insignia (not authorized on the Class B uniform variation) (see para 19–4).

#### **11–6. General guidelines**

a. When a specific service uniform is not prescribed for formations or other occasions when uniformity in appearance is not required, Soldiers may wear the Class A or any of the variations of the Class B uniform, with the accessories authorized for these uniforms.

b. Soldiers will not wear those awards and decorations that they cannot wear properly because of size or configuration. Commanders will not require the wear of optional items (such as windbreakers or sweaters) unless such items are provided to the Soldier without cost.

c. Soldiers may purchase and wear the service/dress uniform in any of the authorized fabrics listed in paragraph 13–4, above. However, individuals who purchase uniforms or uniform items from commercial sources are responsible for ensuring that the items conform to military specifications, or are manufactured in accordance with the procedures prescribed by the Uniform Quality Control Program (see AR 670–1 for details). Only those alterations authorized by AR 700–84 and TM 10–227 are authorized.

d. Soldiers will wear these uniforms with the shirt tucked into the trousers so that the shirt edge is aligned with the front fly opening, so the outside edge of the belt buckle forms a straight “gig line.”

e. Only Soldiers authorized to wear the tan, green, or maroon beret; those assigned to air assault coded positions; and MPs performing MP duties may wear bloused (tucked-in or by using blousing rubbers or bands) trousers with black leather combat boots.

f. The black scarf and the black leather dress gloves are authorized for wear with the black all-weather coat. Personnel may wear white gloves with the basic uniform.

g. Enlisted personnel assigned to units authorized by CTA 50–900 to wear the Army dress uniform as an organizational uniform (such as TOE bands, selected honor guards, and other ceremonial units) may wear DUI, MP accessories, and other items authorized by CTA 50–900, when prescribed by the commander.

h. The service dress tropical uniform (Class B with ribbons) is an equivalent Class A or dress uniform for hot weather wear. It serves as appropriate wear for parades, ceremonies, reviews (when special honors are being paid), and official visits of U.S. Foreign Dignitaries. The uniform is intended for seasonal hot weather wear only and is not appropriate for wear outside of hot climates. Local commanders will determine the conditions for wear of this uniform. The male service dress tropical uniform consists of the white, short-sleeved, service uniform shirt (standard issue or lay-flat collar) with accouterments as worn on the jacket, without necktie, and with low waist ASU trousers with belt loops. In lieu of wearing all authorized ribbons, Soldiers have the option of wearing only three authorized ribbons. Selected ribbons must be worn in order of precedence (for example, Silver Star, Bronze Star, and Purple Heart). Badges and insignia currently authorized for wear on the ASU are authorized to be worn on this variation of the uniform.

i. In lieu of wearing all authorized ribbons, Soldiers have the option of wearing three authorized ribbons on the service uniform shirt. Selected ribbons must be worn in order of precedence (for example, Silver Star, Bronze Star, and Purple Heart).

#### **11–7. Coat, Army blue, male**

a. *Design.* The coat will be made from an approved specification or pattern.

b. *General description.* The male Army blue coat is a single-breasted, peak-lapel, four-button coat extending below the crotch, fitting easily over the chest and shoulders, with a slight draped effect in front and back. The coat is fitted slightly at the waist, conforming to the body shape without tightness and with no prominent flare.

c. *Shoulder buttons.*

(1) Officers authorized to wear an aiguillette will attach a 20-ligne button on the left or right outside shoulder seam of the coat, depending upon the position in which the aiguillette is worn.

(2) Officers authorized to wear a fourragere will attach a 20-ligne button on the left shoulder seam, 1/2 inch outside the collar edge.

d. *Shoulder ornamentation and insignia.*

(1) Shoulder straps for officers. (See para 19–8*b* for ornamentation and insignia.)

(2) Shoulder loops for enlisted personnel.

(a) A shoulder loop of the same material as the coat is used and attached on each shoulder.

(b) The loop is 2 1/2 inches wide at the outside shoulder edge, 1 1/2 inches wide at the inside collar edge, and piped all around with gold-colored nylon or rayon cord edge braid, 1/8 inch wide. The braid is inserted in the joining seams so it is completely visible around each loop. The loop is sewn on the outside shoulder seam and extends to a point approximately 1/2 inch from the inside collar seam. The loop has a buttonhole 3/8 inch from the inside edge of the braid, which is buttoned to the shoulder with a 25-ligne button.

*e. Coat sleeve ornamentation.* Ornamental braid is worn on both sleeves of the Army blue coat. Gold bullion, synthetic metallic gold, or gold-colored nylon or rayon braid is authorized for officers. Gold-colored nylon or rayon braid is authorized for enlisted personnel. The braid on the trouser legs and the coat sleeve will be of the same material. The bottom of the braid is positioned parallel to, and 3 inches above, the bottom of each sleeve as follows:

(1) General officers have one 1 1/2 inch gold braid on each sleeve.

(2) For all other officers, each sleeve has a 3/4 inch braid consisting of two, 1/4 inch gold braids placed 1/4 inch apart on silk material, of the first-named color of their basic branch.

(3) Enlisted personnel have a 1/8 inch soutache braid of gold-colored nylon or rayon on each sleeve.

*f. How worn.* The coat should fit easily over the chest and shoulders. The coat collar should fit close around the neck without gapping or overlapping, with the shirt collar showing at least 1/4 to 1/2 inch above the coat collar at the center back of the coat. The sleeves should fall 1 inch below the bottom of the wristbone, covering the shirt sleeve. The bottom edge of the coat extends 1 inch below the crotch, falling approximately to the tip of the thumb when standing at the position of attention. Coat front and back should be smooth and even at the bottom edges, with no protruding or spreading. Additional fit guidance is included in TM 10–227.

#### **11–8. Trousers, blue**

*a. Design.* The trousers will be made from an approved specification or pattern.

*b. General description.* The low-waisted, blue trousers are straight-legged without cuffs, with side and hip pockets. The left hip pocket has a buttonhole tab and button. General officers will wear dark blue trousers and all other personnel will wear light blue trousers.

*c. Trousers leg ornamentation.* Ornamental braid is sewn on each outside seam of the trouser leg, from the bottom of the waistband to the bottom of the trouser leg, as follows:

(1) General officers have two, 1/2 inch braids spaced 1/2 inch apart.

(2) All other officers have one 1 1/2 inch braid.

(3) Enlisted personnel, corporal through CSM, have one 1 1/2 inch braid.

(4) Enlisted personnel, PVT through SPC, wear no ornamentation on the trousers.

*d. How worn.* The back hem of the trousers should fall approximately midway between the top of the heel and the top of the standard shoe in the back. The bottom of the front crease of the trousers should reach the top of the instep. The trousers may have a slight break in the front. The trousers should be full enough around the hips to prevent the side pockets from spreading. The seat must be an easy fit with no wrinkles below the back waist. Waist should have 1/2 inch of ease. The waistband bottom should fit within 1/2 inch of the top of the hipbone. Additional fit guidance is included in TM 10–227.

#### **11–9. Shirt, long- and short-sleeved, white, male**

*a. Design.* The white service uniform shirt will be made from an approved specification or pattern.

*b. General description.* The shirt is available in both long and short sleeves. The shirt has two plain chest pockets with button through flaps. The shirt has tapered shoulder loops and cuffs. Each shirt shall have permanent creases; three creases on the back and one on each front of shirt. The creases shall have a continuous appearance on the front through the shirt, front of each pocket and pocket flap. The short sleeve shirt is a dress style with a convertible collar, collar stand and yoke. The long sleeve shirt is a dress style with a standup collar, collar stand and yoke. The long sleeve shirt has two button interlined cuffs and is designed to be worn strictly with a tie.

*c. How worn.* The collar should fit snugly, but not uncomfortably. The shirt should fit easily over the back and chest, allowing free use of arms. The sleeve length of the long-sleeved shirt should fall to the lower part of the wristbone. The rise should fit without looseness or constriction. Additional fit guidance is included in TM 10–227.

#### **11–10. Service cap, Army blue, male (optional)**

*a. Design.* The cap will be made from an approved specification or pattern, in a standard Army design. Officers have the option of wearing the cap frame with a removable cover made of the same material as the rest of the uniform.

*b. General description.* The male service cap is a military style peaked cap with black visor, rigid standing front, circular rim with hatband, and cap cover of the same shade and material as the coat.

*c. Visor and visor ornamentation.* The visor is plain black leather or poromeric with a leather finish. The visor ornamentation is as follows:

(1) *General and field grade officers.* The top of the visor is black cloth with two arcs of oak leaves in groups of two, embroidered in gold bullion, synthetic metallic gold-colored yarn, or manufactured from anodized aluminum in 24-karat gold color.

(2) *Company grade officers and enlisted personnel.* The top of the visor is plain black shell cordovan or shell cordovan-finished leather, resin treated, with a waterproof edge.

*d. Chin strap and chin strap ornamentation.* The chin strap consists of two straps, each 1/2 inch in width by 10 inches in length, with one end of each strap forming a slide, and the other end of each strap fastened to the cap at each end of the visor. The chin strap ornamentation is as follows:

(1) *Officers.* The chin strap is natural or light brown, full-grain pigskin or sheepskin, nonbleeding, with pointed ends covered with two-veillum gold wire lace, synthetic metallic gold-colored lace, or a one-piece strap manufactured from anodized aluminum in 24-karat gold color.

(2) *Enlisted personnel.* The chin strap is plain black leather matching the visor in appearance, with rounded ends. Poromeric with a leather finish is authorized.

*e. Hatband.* All personnel will wear an outside hatband, 1 3/4 inches in width, around the entire outside rim of the cap. The hatband ornamentation follows:

(1) *General officers.* The band is blue-black velvet with two arcs of oak leaves in groups of two, 1 inch long and 3/4 inch wide, embroidered in gold, synthetic metallic gold-colored braid, or gold-colored nylon or rayon.

(2) *All other officers.* The band is grosgrain silk of the first-named color of the officer's basic branch, with a band of 1/2 inch, two-veillum gold, synthetic metallic gold, or gold-colored nylon or rayon braid, placed at the top and bottom of the hatband. If the officer's branch has two colors, 1/8-inch piping of the second color is placed on the inside edges of the gold braid.

(3) *Enlisted personnel.* The band is basket-weave mohair braid matching the shade of the cap material, with a 1/2 inch band of two-veillum gold-colored nylon, rayon, or polyester braid placed at the top part of the hatband.

*f. Service cap insignia.* Insignia is worn on the Army blue service cap secured through the front eyelet. The service cap insignia is described in paragraph 19-3a.

*g. Wear.*

(1) Corporals and above may wear the service cap as an optional headgear with the Army service uniform. The beret is the primary headgear worn with the service uniform by all Soldiers unless the commander directs wear of the service cap (for corporal and above).


(2) Personnel are not required to wear headgear when wearing the dress uniform as a formal uniform to formal evening social functions (after retreat). However, on all other occasions, personnel will wear headgear with this uniform.

*h. Proper wear position.* The service cap is worn straight on the head so that the braid hatband on the service cap creates a straight line around the head, parallel to the ground. Such positioning automatically positions the visor correctly, so that it does not interfere with vision or ride up on the forehead. Personnel will not alter the shape of the service cap in any manner.



**Figure 11-11. Service cap, blue, general officers (optional)**

---



**Figure 11-12. Service cap, blue, field grade officers (optional)**

---




Figure 11–13. Service cap, blue, company grade officers (optional)

---




Figure 11–14. Service cap, blue, enlisted (optional)

---

## Chapter 12 Service and Dress Uniforms-Female

### 12–1. Classification

The female Army Service Uniform (ASU) is the designated service and dress uniform for female Soldiers as prescribed by the commander.

### 12–2. Composition

- a. The female ASU and dress uniform consists of the following:
  - (1) Coat, Army blue, female (AB 450 or AB 150) (see para 12–7).
  - (2) Slacks, (see para 12–8).
    - (a) Light blue (AB 451 or AB 151)
    - (b) Dark blue (general officers only) (AB 450 or AB 150)
  - (3) Skirt, blue, (AB 450 or AB 150) (see para 12–9).


- (4) Shirt, white, short-sleeved or long-sleeved (see para 12–10).
- (5) Neck tab, black, service (see para 18–19*b*).
- (6) Undergarments (see para 18–30).
- (7) Belt, black, web waist, brass tip, and buckle, belt, brass (see paras 18–2*b* and 18–2*c*).
- (8) Headgear (see paras 18–34 and 12–11).
- (9) Footwear (see para 18–25).
- (10) Socks or stockings (see para 18–26).

*b.* The variations of the female service uniforms consist of the following:

(1) The female Class A Army service uniform includes the Army blue coat, slacks or skirt, white short- or long- sleeved shirt, and a the black service neck tab (see figs 12–1 through 12–5 and fig 12–8). The beret is the standard headgear worn with this uniform. For accessories and other items authorized for wear on the female Class A Army service uniform, see para 12–3 and 12–5.

(2) The female Class B Army service uniform includes the Army blue slacks or skirt and white short- or long- sleeved shirt. Soldiers will wear the black service neck tab with the long-sleeved white shirt (see figs 12–6 and 12–7). The beret is the standard headgear worn with this uniform. For accessories and other items authorized for wear on the female Class B Army service uniform, see paragraphs 12–3 and 12–5.

(3) The female Army blue dress uniform includes the Army blue coat and skirt, a long-sleeved white shirt, and a black service neck tab. When this uniform is worn for evening social occasions (after retreat), headgear is not required. Combat boots and organizational items (such as brassards and MP accessories) are not authorized for wear with the female Army dress uniform (see fig 12–8). For accessories and other items authorized for wear on the female Army dress uniform, see paragraphs 12–3 and 12–5.



**Figure 12-1. Army Service Uniform, general officer, female**

---




Figure 12-2. Army Service Uniform, officer, female

---






Figure 12-3. Army Service Uniform, warrant officer, female

---




Figure 12-4. Army Service Uniform, noncommissioned officer, female

---





Figure 12-5. Army Service Uniform, enlisted, female

---



**Long sleeve shirt (tucked in)  
and neck tab with slacks**

**Short sleeve shirt (tucked in)  
and neck tab with skirt**

**Short sleeve shirt (tucked in),  
open, with skirt**

**Figure 12-6. Class B variations of the Army Service Uniform, female**


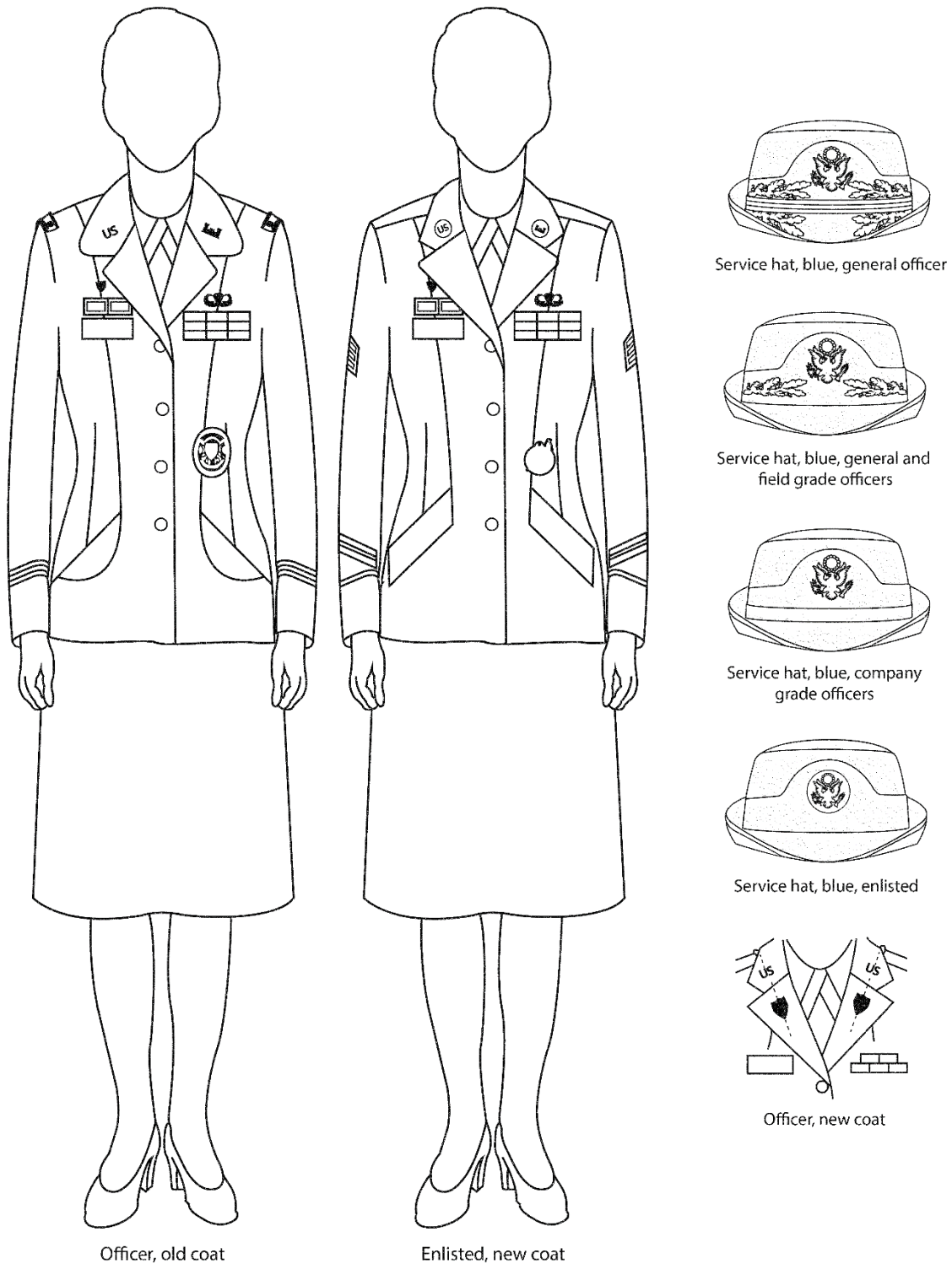


Figure 12-7. Class B variations of the Army Service Uniform, female-Continued



**Figure 12-8. Army Service and Dress Uniform, female**

### 12-3. Accessories

The following accessories are normally worn with the female Army service and dress uniforms.

- a. Belt, black web waist, brass tip (see para 18-2b).

- b. Boots, combat, black leather (only when bloused slacks are authorized; not authorized with the dress uniform variation) (see para 18-4b).
- c. Buckle, solid belt brass (see para 18-2c).
- d. Buttons (see para 18-5 and 20-4).
- e. Cape (only officers may wear with the dress uniform variation) (see para 18-6).
- f. Chaplain's apparel (see para 18-7).
- g. Coat, black all-weather (see para 18-8).
- h. Gloves.
  - (1) Black, leather, unisex, dress (only when worn with the Class A variation, dress uniform variation, black all-weather coat, or windbreaker) (see para 18-13b).
  - (2) White, dress (only worn with the dress version of the uniform variation) (see para 18-13c).
- i. Handbags (see para 18-14).
- j. Hat, drill sergeant (not authorized with the dress uniform variation) (see para 18-15a).
- k. Judge's apparel (see para 18-16).
- l. MP accessories (not authorized with the dress uniform variation) (see para 18-17).
- m. Neck tab, black, service (see para 18-19b).
- n. Scarf, dress, black (only worn with the black all-weather coat or windbreaker) (see para 18-23).
- o. Service hat, optional (see para 12-11 and fig 12-8).
- p. Shirt, white (see para 12-10).
- q. Shoes.
  - (1) Oxford, black, female (not authorized with the dress uniform variation) (see para 18-25a).
  - (2) Pumps, black (see para 18-25e and f).
- r. Socks (worn with the slacks only).
  - (1) Tan, green, or black (only worn with boots only) (see para 18-26a).
  - (2) Black, dress (see para 18-26b).
  - (3) Stockings, sheer (see para 18-26c).
- s. Sweater, cardigan, black, unisex (only worn with the Class B uniform variation) (see para 18-28).
- t. Sweater, pullover, black, unisex (only worn with the Class B uniform variation) (see para 18-28c).
- u. Undershirt, white (see para 18-30g).
- v. Undergarments (see para 18-30).
- w. Umbrella, black (see para 18-29).
- x. Windbreaker, black (only worn with the Class B uniform variation) (see para 18-32).

#### 12-4. Materials

The female service/dress blue uniform consists will be made of the following materials and shades:

- a. *Coat and skirt.* The coat and skirt will be made in the same material and shade.
  - (1) 55/45 percent polyester/wool serge, 9.5-10.5 ounce, Army Blue 450 or Army Blue 1504.
  - (2) 55/45 percent polyester/wool tropical, 9 ounce, Army Blue 450 or Army Blue 1504.
  - (3) 55/45 percent polyester/wool gabardine, 10.6 ounce, Army Blue 450 or Army Blue 1504.
  - (4) 55/45 percent polyester/wool elastique, 13.5 ounce, Army Blue 450 or Army Blue 1504.
  - (5) 100 percent wool elastique, 16 ounce, Army Blue 450 or Army Blue 1504.
  - (6) 100 percent polyester, 7.2 ounce, Army Blue 450 or Army Blue 1504.
- b. *Trousers.*
  - (1) *General officers.* The trousers, skirt, and coat will all be made in the same material and shade, dark blue, Army shade 150 or 450.
  - (2) *Other officers and enlisted personnel.* The trousers will be made in the same material as the skirt and coat, except the color will be light blue, in Army shade 151 or 451.
- c. *Braid.* The gold braid on the trousers shall be 100 percent polyester produced by a certified braid supplier.
- d. *Shirts, female, long and short sleeve.* Issue tuck-in shirts are 65/35 percent polyester/cotton blend in a herringbone weave with stretch, approximately 4.5 ounce weight, with a durable press and soil release finish, in shade Army White 521. The optional overblouses are 65/35 percent polyester/cotton blend in a herringbone weave, approximately 5 ounce weight, with a durable press and soil release finish, in shade Army White 521.
- e. *Headgear, service cap hat (optional).* The service cap hat will be made in the same material and shade as the coat, except that officers also are authorized to wear the service cap in fur felt, 9-ounce weight, dark blue, Army shade 250.

## **12-5. Insignia, accouterments, decorations, badges, unit awards and appurtenances**

*a.* The following insignia and accouterments are authorized for wear on the female Army service/ and dress blue uniforms.

- a.* Aiguillette, service (officers only) (not authorized on the Class B uniform variation) (see para 19-25).
- b.* Airborne background trimming (see para 19-31*b*).
- c.* Branch of service scarves (not authorized on the dress uniform variation) (see para 19-20).
- d.* Branch insignia (not authorized on the Class B uniform variation) (see paras 19-9 through 19-13).
- e.* Brassards (not authorized on the dress uniform variation) (see para 19-30).
- f.* Decorations and service medal ribbons (see paras 20-6, 20-7, and 20-9).
- g.* Distinctive items for infantry personnel (see para 19-3).
- h.* Distinctive unit insignia (not authorized on the Class B uniform variation) (see para 19-2).
- i.* Foreign badges (see para 20-18).
- j.* Fourragere/lanyards (not authorized on the Class B uniform variation) (see para 20-10*d*).
- k.* Gold star lapel button (not authorized on the Class B uniform variation) (para 20-6*c*).
- l.* Next of kin lapel button (not authorized on the Class B uniform variation) (para 20-6*d*).
- m.* Headgear insignia (see para 19-3).
- n.* Insignia of grade (see paras 19-5 through 19-8).
- o.* Insignia representing regimental affiliation (optional) (see para 19-23).
- p.* Officer candidate school (OCS)/warrant officer candidate (WOC) insignia (see paras 19-14 and 19-15).
- q.* Nameplate (see para 19-24*c*).
- r.* Organizational flash (see para 19-31*a*).
- s.* Overseas service bars (not authorized on the Class B uniform variation) (see para 19-28).
- t.* Service stripes (enlisted personnel only; not authorized on the Class B uniform variation) (see para 19-27).
- u.* Unit awards (see para 20-10).
- v.* U.S. badges (ID, marksmanship, combat, and special skill) (see paras 20-12, 20-15, 20-16, and 20-17).
- w.* U.S. insignia (not authorized on the Class B uniform variation) (see para 19-4).

## **12-6. General guidelines**

*a.* When a specific service uniform is not prescribed for formations or other occasions when uniformity in appearance is not required, Soldiers may wear the Class A or any of the variations of the Class B uniform, with the accessories authorized for these uniforms.

*b.* Soldiers will not wear those awards and decorations that they cannot wear properly because of size or configuration. Commanders will not require the wear of optional items (such as windbreakers or sweaters) unless such items are provided to the Soldier without cost.

*c.* Soldiers may purchase and wear the service/dress uniform in any of the authorized fabrics listed in paragraph 12-4, above. However, individuals who purchase uniforms or uniform items from commercial sources are responsible for ensuring that the items conform to military specifications, or are manufactured in accordance with the procedures prescribed by the Uniform Quality Control Program (see AR 670-1 for details). Only those alterations authorized by AR 700-84 and TM 10-227 are authorized.

*d.* Unless wearing the optional overblouse shirt, Soldiers will wear these uniforms with the shirt tucked into the slacks so that the shirt edge is aligned with the front fly opening, so the outside edge of the belt buckle forms a straight "gig line." The overblouse version of the shirt is worn outside the slacks or skirt.

*e.* Only Soldiers authorized to wear the tan, green, or maroon beret; those assigned to air assault coded positions; and MPs performing MP duties may wear bloused (tucked-in or by using blousing rubbers or bands) slacks with black leather combat boots.

*f.* The skirt is worn no shorter than 1 inch above, or longer than 2 inches below, the crease in the back of the knee.

*g.* The black scarf and the black leather dress gloves are authorized for wear with the black all-weather coat. Personnel may wear white gloves with the basic uniform.

*h.* Females may carry the black leather handbag during duty or after duty hours; they may carry the black fabric handbag only after duty hours, however. Black pumps and sheer stockings are the authorized footwear for this uniform. After duty hours, personnel may wear the black fabric pumps with this uniform.

*i.* Enlisted personnel assigned to units authorized by CTA 50-900 to wear the Army blue dress uniform as an organizational uniform (such as TOE bands, selected honor guards, and other ceremonial units) may wear DUI, MP accessories, and other items authorized by CTA 50-900, when prescribed by the commander.

*j.* The service dress tropical uniform (Class B with ribbons) is an equivalent Class A or dress uniform for hot weather wear. It serves as appropriate wear for parades, ceremonies, reviews (when special honors are being paid), and official



visits of U.S. Foreign Dignitaries. The uniform is intended for seasonal hot weather wear only and is not appropriate for wear outside of hot climates. Local commanders will determine the conditions for wear of this uniform. The female service dress tropical uniform consists of the white, short-sleeved, service uniform shirt (standard issue or lay-flat collar) with accouterments as worn on the jacket, without neck tab, and with either ASU low waist slacks or ASU skirt. In lieu of wearing all authorized ribbons, Soldiers have the option of wearing only three authorized ribbons. Selected ribbons must be worn in order of precedence (for example, Silver Star, Bronze Star, and Purple Heart). Badges and insignia currently authorized for wear on the ASU are authorized to be worn on this variation of the uniform.

k. In lieu of wearing all authorized ribbons, Soldiers have the option of wearing three authorized ribbons on the service uniform shirt. Selected ribbons must be worn in order of precedence (for example, Silver Star, Bronze Star, and Purple Heart).

l. Soldiers who possess the old version of the female Army blue coat will wear one branch and one U.S. insignia on the collar. Those who possess the new version of the Army blue coat will wear U.S. insignia on both collars, and branch insignia on both lapels (see paras 19-4 and 19-12).

## **12-7. Coat, Army blue, female**

a. *Design.* The coat will be made from an approved specification or pattern.

b. *General description.* The female Army blue coat is a single-breasted, four-button, hip-length coat with two slanted flap front pockets, button-down shoulder loops, notched collar, and side-body construction.

c. *Shoulder buttons.*

(1) Officers authorized to wear an aiguillette will attach a 21-ligne button on the left or right outside shoulder seam of the Army blue coat, depending upon the position in which the aiguillette is worn.

(2) Officers authorized to wear a fourragere will attach a 21-ligne button on the left shoulder seam, 1/2 inch outside the collar edge.

d. *Shoulder ornamentation and insignia.*

(1) Shoulder straps for officers. (See para 19-21-8b for ornamentation and insignia.)

(2) Shoulder loops for enlisted personnel.

(a) A shoulder loop of the same material as is used for the coat is attached to each shoulder.

(b) The loop is 2 1/2 inches wide at the outside shoulder edge, 1 1/2 inches wide at the inside collar edge, and piped all around with gold-colored nylon or rayon cord edge braid, 1/8 inch wide. The braid is inserted in the joining seams so it is completely visible around each loop. The loop is sewn on the outside shoulder seam and extends to a point approximately 1/2 inch from the inside collar seam. The loop has a buttonhole 3/8 inch from the inside edge of the braid, which is buttoned to the shoulder with a 25-ligne button.

e. *Coat sleeve ornamentation.* Ornamental braid is worn on both sleeves of the Army blue coat. Gold bullion, synthetic metallic gold, or gold-colored nylon or rayon braid is authorized for officers. Gold-colored nylon or rayon braid is authorized for enlisted personnel. The braid on the slacks and the coat sleeve will be of the same material. The bottom of the braid is positioned parallel to, and 3 inches above, the bottom of each sleeve as follows:

(1) General officers have one, 1 1/2 inch gold braid on each sleeve.

(2) For all other officers, each sleeve has a 3/4-inch braid consisting of two, 1/4-inch gold braids placed 1/4 inch apart on silk material, of the first-named color of their basic branch.

(3) Enlisted personnel have a 1/8-inch soutache braid of gold-colored nylon or rayon on each sleeve.

f. *How worn.* The coat should fit smoothly across shoulders and across bust without strain. The bottom button of the coat should fall approximately 1 inch below the natural waistline, fitting easily over the hips and conforming to waistline curve without blousing. The sleeves should fall 1 inch below the bottom of the wristbone, covering the shirt sleeve. The coat front, below the waist, must overlap without pulling or gaping so the front of the coat will present a straight line from the top button to the coat hem. The back vent must also overlap without pulling or gaping. Additional fit guidance is included in TM 10-227.

## **12-8. Slacks, blue**

a. *Design.* The slacks will be made from an approved specification or pattern.

b. *General description.* The slacks are straight-legged with slightly flared bottoms and a zipper front closure on the center front. The slacks have two side pockets. General officers will wear dark blue trousers and all other personnel will wear light blue trousers.

c. *Slack leg ornamentation.* Ornamental braid is sewn worn on each outside seam of the slack leg, from the bottom of the waistband to the bottom of slack leg, as follows:

(1) General officers have two, 1/2 inch two-vellum gold, synthetic metallic gold, or gold-colored nylon or rayon braids, spaced 1/2 inch apart.

- (2) All other officers have one, 1 inch two-vellum gold, synthetic metallic gold, or gold-colored nylon or rayon braid.
- (3) Enlisted personnel (corporal and above) have one, 1 inch gold-colored nylon or rayon braid.
- (4) Enlisted personnel (specialist and below) wear no ornamentation on the outside of the seam of the slack leg.

*d. Social functions.* Personnel will not wear the Army blue slacks for social functions when the dress uniform variation is worn. They are approved for wear by selected females (such as, but not limited to, band, honor guard, and female chaplains) in the performance of their daily duties where the Army blue uniform slacks are more appropriate than the Army blue skirt.

*e. How worn.* The slacks should fit easily over the hips and snugly at the waist, where the side pockets lay flat without bulging. The center of the waistband should be at the natural waistline. The crotch of the slacks should not bind but it should fit with a slight ease and allow for squatting and bending. The bottom of the slacks will reach the top of the instep in the front and reach a point approximately midway between the top of the heel and the top of the oxford shoe in the back (when wearing the optional pump, this may vary slightly depending on heel height). Additional fit guidance is included in TM 10–227.

## **12–9. Skirt, blue**

*a. Design.* The skirt will be made from an approved specification or pattern.

*b. General description.*

(1) *Issue skirt.* The skirt is a dress type, with a one piece set-on waistband, zipper closure at center back, a waistband extension piece on left side of waistband closure, a rubberized nonslip tape on inside of waistband, a back slide fastener, two front and two back darts, an on seam waistband pocket on the right front (with pocket opening on outside of the skirt), a back open pleat finishing right over left. The lining is free hanging full lining, attached to the skirt at the waistband with a closed inverted pleat in the lining. It is designed to fit smoothly, but not tightly around the hips, seat and waist, with a slight fullness for comfort.

(2) *Optional skirt.* The skirt is a dress type, knee length with a three piece front and a three piece back, slightly flared, with a waistband and zipper closure on the left side. It is designed to fit smoothly, but not tightly around the hips, seat, and waist, with a slight fullness for comfort.

*c. How worn.* The skirt should fall between 1 inch above and 2 inches below the midpoint of the knee, and the length of back vent shall not be less than 5 inches long. The skirt viewed from the front and back should continue the slender lines of the coat, tapered slightly at the sides. Additional fit guidance is included in TM 10–227.

## **12–10. Shirt, long-sleeved and short-sleeved, White, female**

*a. Design.* The white service uniform shirt will be made from an approved specification or pattern.

*b. General description.*

(1) *Issue shirt.* The shirt is a tuck-in design, long and short sleeves. It has a two piece front with princess style seams and a one piece back. The shirt has a convertible collar with collar stays attached to the undercollar. The shirt has two button-down tapered shoulder loops. The long sleeve shirt has bound sleeve openings, sleeve pleats, and cuffs with two buttons for adjustment. Each shirt has three permanent creases on the back of the shirt.

(2) *Optional shirt.* The overblouse is a long or short sleeve, semi-fitted hit length style with front princess seams and a three piece back. The overblouse has shoulder loops, convertible collar, and a six button front.

*c. How worn.* The collar should fit the neck without bulging. The shirt should fit comfortably over the bust without strain or gaping between buttons, and smoothly across the back and shoulders without tightness or wrinkles. There should be enough room around the back and shoulders to allow free use of arms without discomfort. The shirt front should overlap below the waist without pulling or gaping. It should fit snugly at the waist and smoothly over the hips conforming to the waistline curve with minimal blousing. The sleeve length of the long-sleeved shirt should fall to the lower part of the wristbone. Additional fit guidance is included in TM 10–227.

*a. Design.* The hat will be made from an approved specification or pattern, in a standard Army design.

*b. General description.* The female service hat has an oval-shaped crown, an all-over stitched brim rolled back and straight at front. There are two different hat designs:

(1) Embroidered brims for wear by general officers.

(2) Plain brims for wear by all other officers and enlisted personnel.

*c. Hatband.* The detachable hatband has three rows of stitching of matching thread at the top of the band, elastic back, and ornamentation, as follows:

(1) *General officers (optional purchase).* The hat has two arcs of oak leaves, grouped in twos, embroidered in synthetic metallic gold. The hatband also has a 1/4 inch wide, synthetic gold braid sewn along the bottom edge of the hatband.

(2) *General and field grade officers.* The hat has two arcs of laurel leaves grouped in twos, embroidered in gold bullion, synthetic metallic gold-colored braid, or gold-colored nylon or rayon braid.

(3) *Company grade officers.* The hat has a band of 1/2 inch, two-vevum gold, gold-colored synthetic metallic braid, or gold-colored nylon or rayon braid, placed on the bottom edge of the hatband.

(4) *Enlisted personnel.* There is no ornamentation on the hatband.

*d. Service hat insignia.* Insignia is worn on the Army blue service hat centered and secured through the hatband. The service cap insignia is described in paragraph 19–3*b*.

*e. Wear.*

(1) Corporals and above may wear the service hat as an optional headgear with the blue Army service uniform. The beret is the primary headgear worn with the service uniform by all Soldiers unless the commander directs wear of the service cap (for corporal and above).

(2) Personnel are not required to wear headgear when wearing the dress uniform to evening social functions (after retreat). However, on all other occasions personnel will wear headgear with this uniform.

*f. Proper wear position.* The service hat is worn straight on the head so that the hatband creates a straight line around the head, parallel to the ground. Hair will not be visible below the front brim of the hat, and there should be 1/2 to 1 inch distance between the eyebrow and the brim of the hat.

## Chapter 13

### Maternity Service Uniform

#### 13–1. Classification

*a.* The maternity ASU is the designated service and dress uniform for pregnant Soldiers as prescribed by the commander.

#### 13–2. Composition

*a.* The maternity ASU and dress uniform consists of:

(1) Tunic, Army blue (AB 450 or AB 150) (see para 13–7).

(2) Slacks (see para 13–8).

(*a*) Light blue (AB 451 or AB 151)

(*b*) Dark blue (general officers only) (AB 450 or AB 150)

(3) Skirt, blue (AB 450 or AB 150) (see para 13–9).

(4) Shirt, white, short- or long-sleeved (see para 13–10).

(5) Neck tab (see para 18–19*b*).

(6) Undergarments (see para 18–30).

(7) Headgear (see para 18–3 and 12–11).

(8) Footwear (see para 18–25).

(9) Socks or stockings (see para 18–26).

*b.* The variations of the maternity service and dress uniforms consist of:

(1) The maternity Class A Army service uniform includes the Army blue tunic, slacks or skirt, white short- or long-sleeved shirt, and neck tab (see fig 13–1). The beret is standard headgear worn with this uniform. For accessories and other items authorized for wear on the maternity Class A (ASU, see paragraphs 13–3 and 13–5.

(2) The maternity Class B ASU includes the Army blue slacks or skirt and white short- or long-sleeved shirt. Soldiers will wear a neck tab with the long-sleeved white shirt (see fig 13–2). The beret is standard headgear worn with this uniform. For accessories and other items authorized for wear on the maternity Class B Army service uniform, see paragraph 13–3 and 13–5, below.

(3) The maternity Army dress uniform includes the Army blue tunic and skirt, a long-sleeved white shirt, and neck tab. When this uniform is worn for evening social occasions (after retreat), headgear is not required. Combat boots and organizational items (such as brassards and MP accessories) are not authorized for wear with the maternity Army dress uniform. For accessories and other items authorized for wear on the maternity Army dress uniform, see paragraphs 13–3 and 13–5.

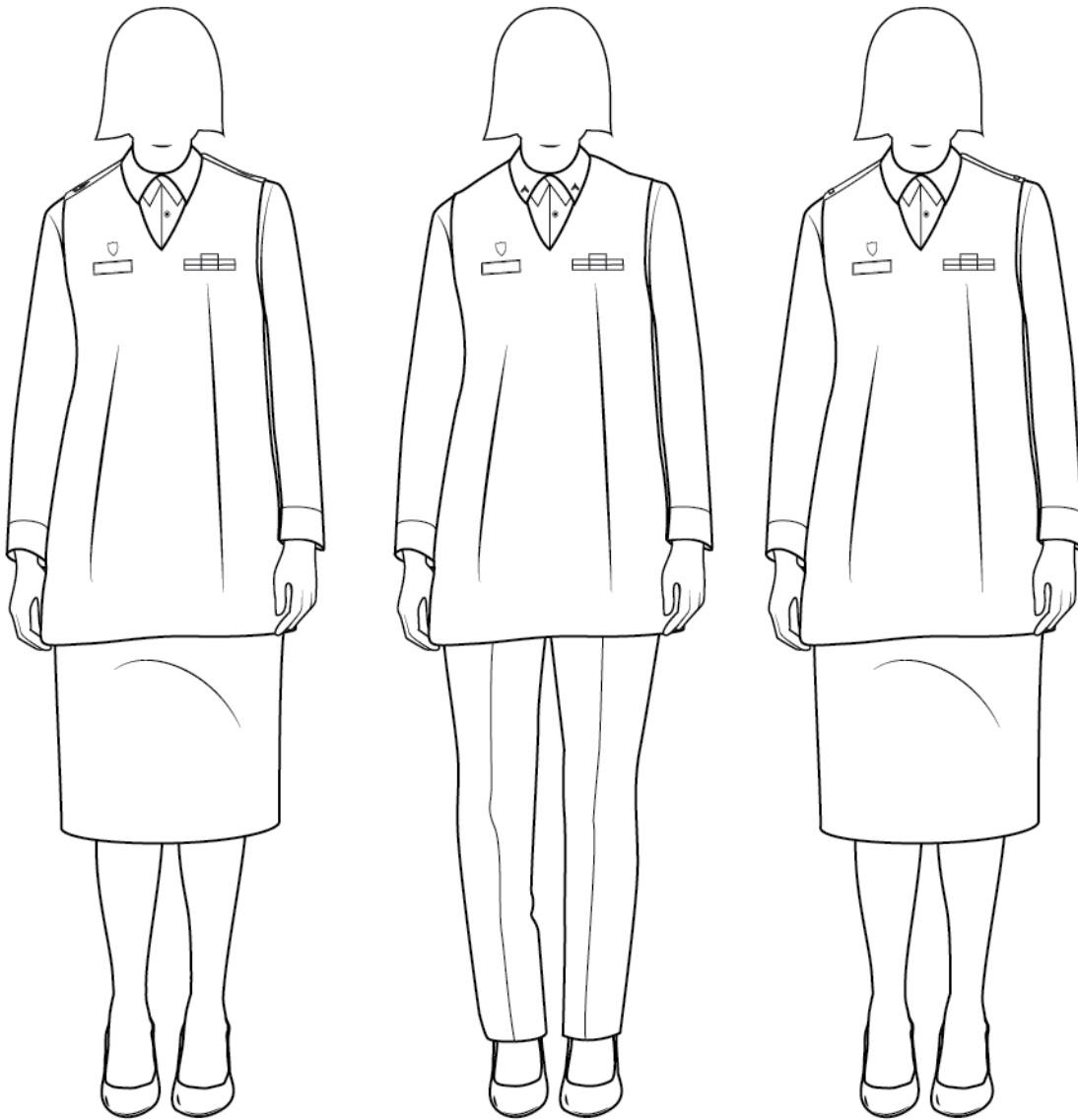
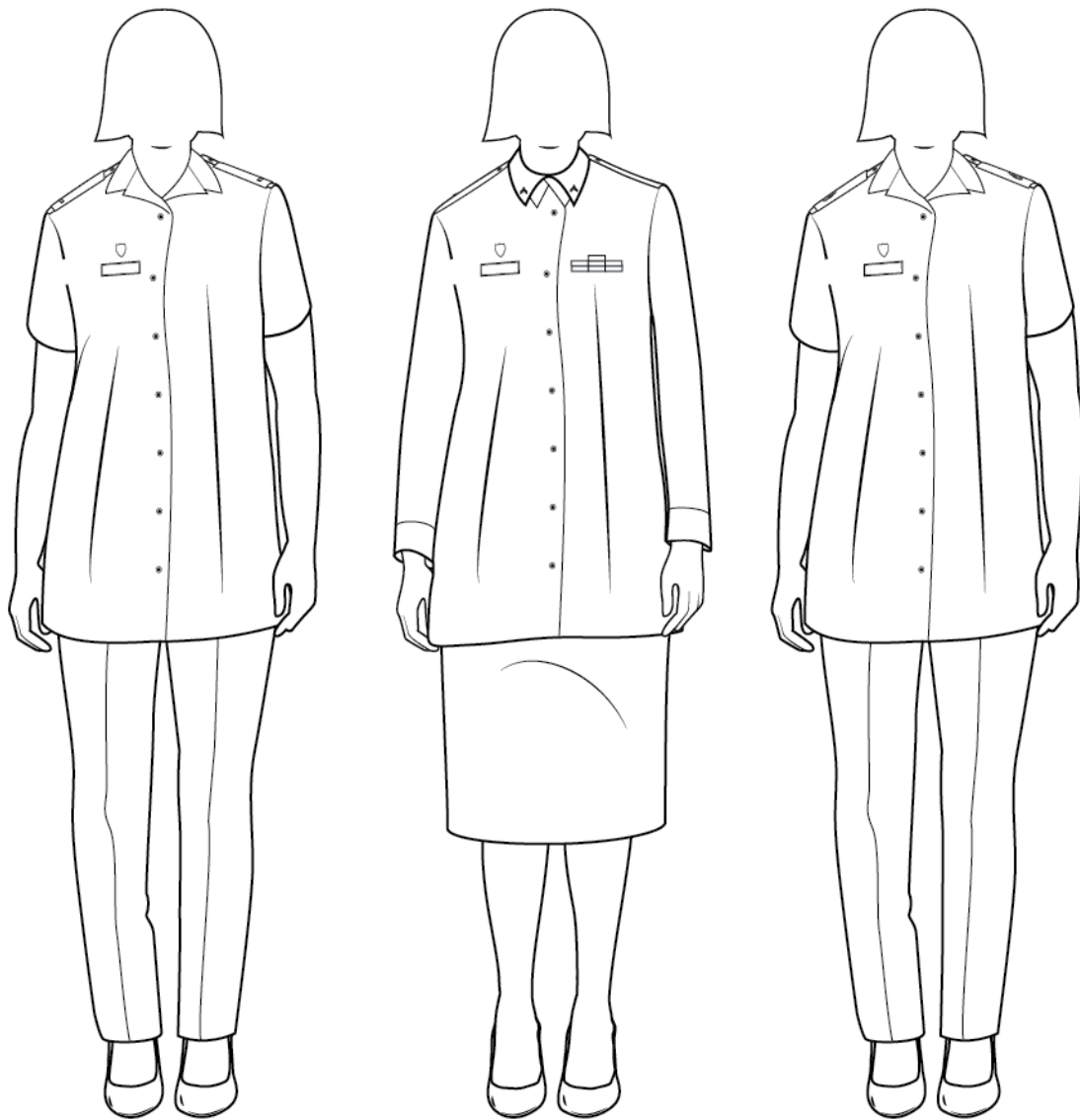


Figure 13-1. Maternity Service Uniform, Class A



**Figure 13-2. Maternity Service Uniform, Class B**

---

### **13-3. Accessories**

The following accessories are normally worn with the maternity Army service and dress uniforms.

*a.* Boots, combat, black leather (only when bloused trousers are authorized; not authorized with the dress uniform variation) (see para 18-4*b*).

*b.* Cape (only officers may wear with the dress uniform variation) (see para 18-6).

*c.* Chaplain's apparel (see para 18-7).

*d.* Coat, black all-weather (see para 18-8).

*e.* Gloves.

(3) Black, leather, unisex, dress (only worn with the Class A variation, dress uniform variation, black all-weather coat, or windbreaker) (see para 18-13*b*).

(4) White, dress (only worn with the dress uniform variation) (see para 18-13*c*).

*f.* Handbags (see para 18-14).

*g.* Hat, drill sergeant (not authorized with the dress uniform variation) (see para 18-15*a*).

*h.* Judge's apparel (see para 18-16).

*i.* MP accessories (not authorized with the dress uniform variation) (see para 18-17).

- j. Neck tab (see para 18–19).
- k. Scarf, dress, black (only worn with the black all-weather coat or windbreaker) (see para 18–23a).
- l. Service hat, optional (see para 12–11 and fig 12–8).
- m. Shirt, white (see para 13–10).
- n. Shoes .
  - (1) Oxford, black, female (not authorized with the dress uniform variation) (see para 18–25a).
  - (2) Pumps, black (see paras 18–25e and f).
- o. Socks (worn with the slacks only) .
  - (1) Tan, green, or black (only worn with boots ) (see para 18–26a).
  - (2) Black, dress (worn with slacks only) (see para 18–26b).
  - (3) Stockings, sheer (see para 18–26c).
- p. Sweater, cardigan, black, unisex (only worn with the Class B uniform variation) (see para 18–28a).
- q. Sweater, pullover, black, unisex (only worn with the Class B uniform variation) (see para 20–18–28c).
- r. Undershirt, white (see para 18–30g).
- s. Undergarments (see para 18–30).
- t. Umbrella, black (see para 18–29).
- u. Windbreaker, black (only worn with the Class B uniform) (see para 18–32).

#### 13–4. Materials

The maternity service and dress uniforms consist of the following materials and shades:

- a. *Tunic and skirt.* The tunic and skirt are made of 100 percent texturized polyester, in Army shade 150 or 450.
- b. *Trousers.*
  - (1) *General officers.* The trousers, skirt, and tunic will all be made in the same material and shade, dark blue, Army shade 150 or 450.
  - (2) *Other officers and enlisted personnel.* The trousers will be made in the same material as the skirt and tunic, except the color will be light blue, in Army shade 151 or 451.
- c. *Braid.* The gold braid on the trousers shall be 100 percent polyester produced by a certified braid supplier.
- d. *Shirts, female, long and short sleeve.* The maternity shirt will be made in 65/35 percent polyester/cotton blend, in shade Army White 5
- e. *Headgear, service hat (optional).* The service hat will be made in the same material and shade as the coat, except that officers also are authorized to wear the service cap in fur felt, 9-ounce weight, dark blue, Army shade 250.

#### 13–5. Insignia, accouterments, decorations, badges, unit awards and appurtenances

The following insignia and accouterments are authorized for wear on the maternity Army service and dress uniforms:

- a. Aiguillette, service (officers only) (not authorized on the Class B uniform variation) (see para 19–25).
- b. Airborne background trimming (see para 19–31b).
- c. Branch of service scarves (not authorized on the maternity Army blue dress uniform) (see para 19–20).
- d. Brassards (not authorized on the dress uniform variation) (see para 19–30).
- e. Decorations and service medal ribbons (see paras 20–6, 20–7, and 20–9).
- f. Distinctive items for infantry personnel (see para 19–30).
- g. Foreign badges (see para 20–18).
- h. Furrage and/or lanyards (not authorized on the Class B uniform variation) (see para 20–10d).
- i. Headgear insignia (see para 19–3).
- j. Insignia of grade (see paras 19–5 through 19–8).
- k. Insignia representing regimental affiliation (optional) (see para 19–23).
- l. Nameplate (see para 19–24c).
- m. Organizational flash (see para 19–31a).
- n. Unit awards (see para 20–10).
- o. U.S. badges (ID, marksmanship, combat, and special skill) (see paras 20–12, 20–15, 20–16, and 20–17).

#### 13–6. General guidelines

a. When a specific service uniform is not prescribed for formations or other occasions when uniformity in appearance is not required, Soldiers may wear the Class A or any of the variations of the Class B uniform, with the accessories authorized for these uniforms.

b. Soldiers will not wear those awards and decorations that they cannot wear properly because of size or configuration. Commanders will not require the wear of optional items (such as windbreakers or sweaters) unless such items are provided to the Soldier without cost.

c. This uniform is worn with the maternity shirt outside the skirt and slacks, with or without the maternity tunic. Pregnant Soldiers may wear the black, all-weather coat unbuttoned, if necessary.

d. Only Soldiers authorized to wear the tan, green, or maroon beret; those assigned to air assault coded positions; and MPs performing MP duties may wear bloused (tucked-in or by using blousing rubbers or bands) slacks with black leather combat boots.

e. The skirt is worn no shorter than 1 inch above, or longer than 2 inches below, the crease in the back of the knee.

f. The black scarf and the black leather dress gloves are authorized for wear with the black all-weather coat. Personnel may wear white gloves with the basic uniform.

g. Females may carry the black leather handbag during duty or after duty hours; they may carry the black fabric handbag only after duty hours, however. Black pumps and sheer stockings are the authorized footwear for this uniform. After duty hours, personnel may wear the black fabric pumps with this uniform.

h. Enlisted personnel assigned to units authorized by CTA 50–900 to wear the Army dress uniform as an organizational uniform (such as TOE bands, selected honor guards, and other ceremonial units) may wear DUI, MP accessories, and other items authorized by CTA 50–900, when prescribed by the commander.

i. The service dress tropical uniform (Class B with ribbons) is an equivalent Class A or dress uniform for hot weather wear. It serves as appropriate wear for parades, ceremonies, reviews (when special honors are being paid), and official visits of U.S. Foreign Dignitaries. The uniform is intended for seasonal hot weather wear only and is not appropriate for wear outside of hot climates. Local commanders will determine the conditions for wear of this uniform. The female service dress tropical uniform consists of the white, short-sleeved, service uniform shirt (standard issue or lay-flat collar) with accouterments as worn on the jacket, without neck tab, and with either ASU low waist slacks or ASU skirt. In lieu of wearing all authorized ribbons, Soldiers have the option of wearing only three authorized ribbons. Selected ribbons must be worn in order of precedence (for example, Silver Star, Bronze Star, and Purple Heart). Badges and insignia currently authorized for wear on the ASU are authorized to be worn on this variation of the uniform.

j. In lieu of wearing all authorized ribbons, Soldiers have the option of wearing three authorized ribbons on the service uniform shirt. Selected ribbons must be worn in order of precedence (for example, Silver Star, Bronze Star, and Purple Heart).

### **13–7. Tunic, Army blue, maternity**

f. *Design.* The tunic will be made from an approved specification or pattern.

g. *General description.* The tunic is hip length with a V-neck design, pockets at the sides, and pleats that form below the bustline.

h. *Shoulder buttons.*

(3) Officers authorized to wear an aiguillette will attach a ligne button on the left or right outside shoulder seam of the Army blue coat, depending upon the position in which the aiguillette is worn.

(4) Officers authorized to wear a fourragere will attach a ligne button on the left shoulder seam, 1/2 inch outside the collar edge.

i. *Shoulder ornamentation and insignia.*

(3) Shoulder straps for officers. (See para 13–8 for ornamentation and insignia.)

(4) Shoulder loops for enlisted personnel.

(a) A shoulder loop of the same material as is used for the coat is attached to each shoulder.

(b) The loop is 2 1/2 inches wide at the outside shoulder edge, 1 1/2 inches wide at the inside collar edge, and piped all around with gold-colored nylon or rayon cord edge braid, 1/8 inch wide. The braid is inserted in the joining seams so it is completely visible around each loop. The loop is sewn on the outside shoulder seam and extends to a point approximately 1/2 inch from the inside collar seam. The loop has a buttonhole 3/8 inch from the inside edge of the braid, which is buttoned to the shoulder with a 25-ligne button.

### **13–8. Slacks, blue, maternity**

a. *Design.* The maternity slacks will be made from an approved specification or pattern.

b. *General description.* The slacks are straight legged, with an elastic waistband and nylon-knitted, stretch-front panel.

c. *Slack leg ornamentation.* Ornamental braid is sewn on each outside seam of the slack leg, from the bottom of the waistband to the bottom of the slack leg, as follows:

(1) General officers have two, 1/2-inch wide two-vellum gold, synthetic metallic gold, or gold-colored nylon or rayon braids, spaced 1/2 inch apart, on each slack leg.

(2) All other officers have one, 1-inch wide two-velum gold, synthetic metallic gold, or gold-colored nylon or rayon braid on each slack leg.

(3) Enlisted personnel (corporal and above) have one, 1 inch wide two-velum gold, synthetic metallic gold, or gold-colored nylon or rayon braid on each slack leg.

(4) Enlisted personnel (specialist and below) wear no ornamentation on the outside of the seam of the slack leg.

*d. Social functions.* Personnel will not wear the slacks for social functions when the dress uniform variation is worn. They are approved for wear by selected females (such as, but not limited to, band, honor guard, and chaplains) in the performance of their daily duties where slacks are more appropriate than the skirt.

### **13-9. Skirt, blue, maternity**

*c. Design.* The maternity skirt will be made from an approved specification or pattern.

*d. General description.* The skirt is knee-length, with an elastic waistband and a nylon-knitted, stretch-front panel.

### **13-10. Shirt, long- and short-sleeved, white, maternity**

*a. Design.* The white maternity shirt will be made from an approved specification or pattern.

*b. General description.* A stretch herringbone cloth treated with durable press and soil-release finishes, 65/35 polyester and cotton, white 5, in long- and short-sleeved versions. The shirt has an eight-button front, a straight-cut bottom, and turndown-style collars with shoulder loops.

## **Chapter 14**

### **Blue Mess Uniforms-Male**

#### **14-1. Classification**

The male blue mess uniforms authorized for wear are classified as:

- a.* The male Army blue mess uniform (see para 14-2*b*(1)).
- b.* The male Army blue evening mess uniform (see para 14-2*b*(2)).

#### **14-2. Composition**

*a.* The male blue mess uniform consists of:

- (1) Jacket, Army blue mess, male (see para 14-7).
- (2) Trousers, blue mess (see para 14-8).
  - (a)* Light blue.
  - (b)* Dark blue (general officers only).
- (3) Shirt, white.
  - (a)* Semiformal, dress, male mess (see para 18-24*b*).
  - (b)* Formal, male evening mess (see para 18-24*c*).
- (4) Necktie.
  - (a)* Bow, black, dress or mess (see para 18-20*a*).
  - (b)* Bow, white, evening mess (see para 18-20*d*).
- (5) Vest, white, male (see para 18-31).
- (6) Cummerbund.
  - (a)* Black (see para 18-11*a*).
  - (b)* White (see para 18-11*b*).
- (7) Undergarments (see para 18-30).
- (8) Shoes, oxford, black, male (see para 18-25*c*).
- (9) Socks, black dress (see para 18-26*b*).
- (10) Undershirt, white (see para 18-30*f*).

*b.* The variations of the male blue mess uniform consist of the following:

(1) The male Army blue mess uniform includes the Army blue mess jacket, dark- or light-blue high-waisted trousers, white semiformal dress shirt with a turndown collar, black bow tie, and black cummerbund (see figs 14-1 and 14-3).

(2) The male Army blue evening mess uniform includes the Army blue mess jacket, dark- or light-blue high-waisted trousers, white formal dress shirt with a wing collar, white vest, and white bow tie (see fig 14-2).

(3)






Figure 14-1. Army blue mess uniform, general officers

---




Figure 14-2. Army blue evening mess uniform, other officers

---




Figure 14-3. Army blue mess uniform, enlisted

---

### 14-3. Accessories

The following accessories are normally worn with the male blue mess/evening mess uniforms.

- a. Buttons (see para 18–5).
- b. Cape (officers only) (see para 18–6).
- c. Coat, black, all-weather (see para 18–8).
- d. Cuff links and studs.
  - (1) Gold (blue mess only) (see para 18–10b(2)).
  - (2) White (blue evening mess only) (see para 18–10b(1)).
- e. Cummerbund.
  - (1) Black (see para 18–11a).
  - (2) White (see para 18–11b).
- f. Gloves.
  - (1) Black, leather, unisex, dress (only when the black all-weather coat is worn) (see para 18–13b).
  - (2) White, dress (see para 18–13c).
- g. Necktie.
  - (1) Bow, black, dress or mess (blue mess only) (see para 18–20a).
  - (2) Bow, white, evening mess (blue evening mess only) (see para 18–20b).
- h. Scarf, dress, black (see para 18–23a).
- i. Shirt, white.
  - (1) Semiformal, dress, male mess (see para 18–24b).
  - (2) Formal, male evening mess (see para 18–24c).
- j. Shoes, oxford, black, male (see para 18–25c).
- k. Socks, black dress (see para 18–26b).
- l. Suspenders (see para 18–27).
- m. Umbrella, black (see para 18–29).
- n. Undershirt, white (see para 18–30f).
- o. Undergarments (see para 18–3029).
- p. Vest, white, male (see para 18–31).

#### 14–4. Materials

The male blue mess uniform will be made of the following materials and shades:

- a. *Male blue mess jacket.*
  - (1) Wool baratheia, dark blue, 14-ounce weight, Army shade 150.
  - (2) Wool gabardine, dark blue, 11- or 14.5-ounce weight, Army shade 150.
  - (3) Wool elastique, dark blue, 15-ounce weight, Army shade 150.
  - (4) Wool tropical, dark blue, 9-ounce weight, Army shade 150.
  - (5) Polyester and wool blend gabardine, dark blue, 9.5-ounce weight, Army shade 450.
  - (6) Polyester and wool blend fabric in plain weave, dark blue, 9.5-ounce tropical weight, Army shade 450.
  - (7) Polyester and wool elastique, 13.5 ounce, Army shade 450
- b. *Trousers.*
  - (1) *General officers.* The trousers and jacket will be made in the same material and shade, dark blue, Army shade 150 or 450.
  - (2) *Other officers and enlisted personnel.* The trousers will be made in the same material as the jacket, except the color will be light blue, Army shade 151 or 451.
- c. *Braid.* The gold braid on the trousers shall be 100 percent polyester produced by a certified braid supplier.

#### 14–5. Insignia, accouterments, decorations, badges, unit awards and appurtenances

The following insignia and accouterments are authorized for wear on the male blue mess/evening mess uniforms:

- a. Aiguillette, dress (officers only) (see para 19–25).
- b. Insignia.
  - (1) Branch insignia (see paras 19–10 and 19–13).
  - (2) Grade insignia (see paras 19–5 through 19–7).
  - (3) Insignia representing regimental affiliation (see para 19–23).
- c. Service stripes (enlisted personnel only) (see para 19–27).
- d. Decorations and service medals, miniature (see para 20–8).
- e. U.S. badges (combat and special skill, dress miniature, and ID) (see paras 20–16 and 20–17).

#### 14-6. General guidelines

a. The male blue mess uniform is worn for black-tie functions and corresponds to a civilian tuxedo. The male blue evening mess uniform is the most formal uniform worn by Army personnel and corresponds to the civilian “white tie and tails.”

b. Personnel may wear the black dress gloves and black dress scarf when wearing the black all-weather coat with these uniforms. Personnel may wear white gloves with the basic uniforms.

c. The black oxford shoes with black socks are the only authorized footwear for these uniforms.

d. No headgear is authorized for wear by male personnel with the Army blue mess or blue evening mess uniforms because these uniforms are only authorized for wear after retreat (see AR 670-1).

#### 14-7. Jacket, Army blue mess, male

a. *Design.* The jacket will be made from an approved specification or pattern.

b. *General description.* The jacket, which is cut on the lines of an evening dress coat, descends to the point of the hips and is slightly curved to a peak in back and in front. Two 25-ligne buttons, joined by a small gold or gold-colored chain about 1 1/2 inches long, are worn in the upper buttonholes. The shoulders have a device for attaching shoulder knots on officer uniforms.

c. *Lapels.* The lapels of the male Army blue mess jacket are rayon, acetate, or other synthetic fabric with a satin face in the following colors:

- (1) General officers, except chaplains: dark blue.
- (2) All chaplains: black.
- (3) All other officers: the first-named color of their basic branch of service (see para 19-19).
- (4) Enlisted personnel: dark blue.

d. *Shoulder knots.* (Officers only) (see fig 14-4).

(1) *General description.* The shoulder knot is made from 1/4 inch diameter cord, of gold bullion, synthetic metallic gold, or gold-colored nylon or rayon. The shoulder knot is formed of four plaits composed of three cords interlaced as one, and rounded at the top with a gold 20-ligne button positioned in the upper end of the knot. The knot is no more than 5 1/2 inches in length and 2 1/2 inches in width, conforming to the shoulder, and stiffened on the underside with a flexible backing, covered with dark blue or black cloth. The flexible backing has an attachment that is suitable for fastening it to the shoulders of the jacket (see fig 14-4).

(2) *How worn.* Officers wear the shoulder knots attached to the shoulders of the Army blue mess jacket.




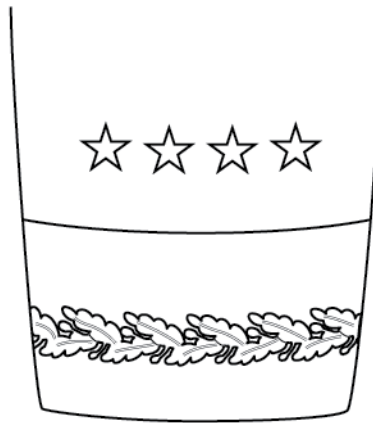
Figure 14-4. Shoulder knot

e. *Jacket sleeve ornamentation.*

(1) General officers wear a cuff of blue-black velvet braid, 4 inches in width, positioned 1/8 inch from the bottom edge of each sleeve. A band of oak leaves in groups of two, 1 inch in width, are embroidered on each cuff of braid, 1 inch below the upper edge, in gold bullion, synthetic metallic gold, or gold-colored nylon or rayon. General officer grade insignia is centered on the outside of the sleeves, 1 inch above the upper edge of the cuff braid. When general officers wear their branch insignia, it is centered on the outside of the sleeves, 1 inch above the upper edge of the cuff braid. Grade insignia is positioned 1 inch above the branch insignia. If branch insignia is worn, general officers will wear the nonsubdued metal


pin-on insignia. Grade insignia is embroidered silver bullion. General officer stars are 1 inch in diameter and are worn with one point facing upward. The following describes general officer stars:

(a) General insignia is four stars, with 1 1/4 inches between the midpoints, and with the stars centered horizontally on the outside of the sleeves (see fig 14-5).



**Figure 14-5. Sleeve ornamentation, blue mess, general**

(b) Lieutenant general insignia is three stars, with 1 3/8 inches between the midpoints, and with the middle star centered horizontally on the outside of the sleeves (see fig 14-6).



**Figure 14-6. Sleeve ornamentation, blue mess, lieutenant general**

(c) Major general insignia is two stars, with 2 inches between the midpoints and with the stars centered horizontally on the outside of the sleeves (see fig 14-7).

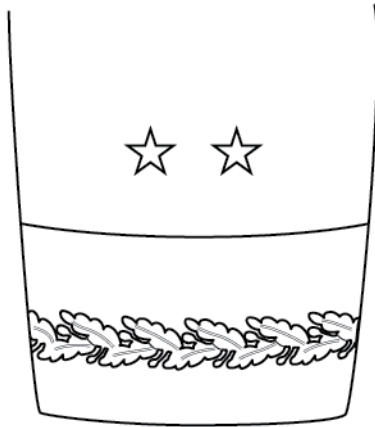


Figure 14-7. Sleeve ornamentation, blue mess, major general

---

(d) Brigadier general insignia is one star centered horizontally on the outside sleeves (see fig 14-8).

---





Figure 14-8. Sleeve ornamentation, blue mess, brigadier general

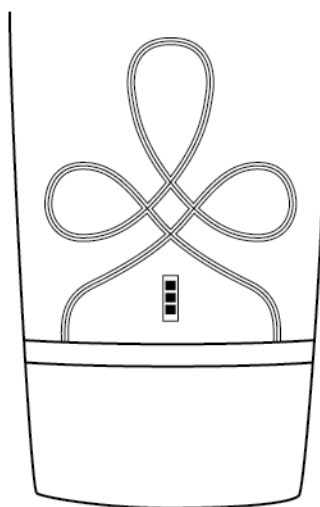
---

(2) Other commissioned and warrant officers wear a 3/4 inch braid consisting of two 1/4 inch two-vellum gold, synthetic metallic gold, or gold-colored nylon or rayon braids, placed on each sleeve, 1/4 inch apart on a silk stripe of the first-named color of their basic branch. The bottom of the braid is positioned parallel to, and 3 inches above, the bottom edge of each sleeve. A trefoil is attached to the upper edge of the braid on each sleeve. It consists of a knot composed of three loops, one large upper loop and two small lower loops of 1/4 inch gold, synthetic metallic gold, or gold-colored braid, interlaced at the points of crossing, with the ends of the knots resting on the sleeve braid. Officer grade insignia (nonsubdued pin-on or embroidered silver bullion) is worn vertically in the center of the space formed by the lower curves of the knot and the upper edge of the braid (see figs 14-9 and 14-10).



**Figure 14-9. Sleeve ornamentation, blue mess, field and company grade officers**

---



**Figure 14-10. Sleeve ornamentation, blue mess, warrant officers**

---

(3) Enlisted personnel wear a 1/8 inch soutache braid of gold-colored nylon or rayon, 3 inches above the bottom of each sleeve (see fig 14-11).






Figure 14–11. Sleeve ornamentation, blue mess, enlisted

#### 14–8. Trousers, blue mess

- a. *Design.* The trousers will be made from an approved specification or pattern.
- b. *General description.* The blue trousers are cut along the lines of civilian dress trousers, with a high waist and without pleats, cuffs, or hip pockets. Personnel will wear only the high-waisted trousers with these uniforms. Suspenders are authorized for wear, but they may not be visible when worn.
- c. *Trouser leg ornamentation.* The trouser leg ornamentation consists of an ornamental braid worn on the outside seam of the trouser leg, from the bottom of the waistband to the bottom of the trouser leg, as follows:
  - (1) General officers have two, 1/2 inch, two-vellum gold, synthetic metallic gold, or gold-colored nylon or rayon braids, spaced 1/2 inch apart.
  - (2) All other officers and enlisted personnel have one, 1 1/2 inch, two-vellum gold, synthetic metallic gold, or gold-colored nylon or rayon braid.

### Chapter 15 Blue Mess Uniforms-Female

#### 15–1. Classification

The female blue mess uniforms authorized for wear are classified as:

- a. The female Army blue mess uniform (see para 15–2b(1)).
- b. The female Army evening mess uniform (see para 15–2b(2)).

#### 15–2. Composition

- a. The female blue mess uniforms consist of:
  - (1) Jacket, Army blue mess, female (see para 15–7).
  - (2) Skirt, blue mess (see para 15–8).
    - (a) Blue, knee-length.
    - (b) Blue, full-length.
  - (3) Shirt, white, formal, female mess (see para 18–24a).
  - (4) Neck tab, black, dress (see para 18–19b).
  - (5) Cummerbund, black (see para 18–11a).
  - (6) Shoes, pumps, black (see paras 18–25e and f).
  - (7) Stockings, sheer (see para 18–26c).
  - (8) Undergarments (see para 18–30).
- b. The variations of female the blue mess uniform consist of:
  - (1) The female Army blue mess uniform includes the Army blue mess jacket, the blue knee-length skirt, the black cummerbund, and the formal white blouse with black dress neck tab (see figs 15–1 and 15–2).

(2) The female Army blue evening mess uniform includes the Army blue mess jacket, the blue full-length skirt, the black cummerbund, and the formal white blouse with black dress neck tab (see fig 15-3).

---

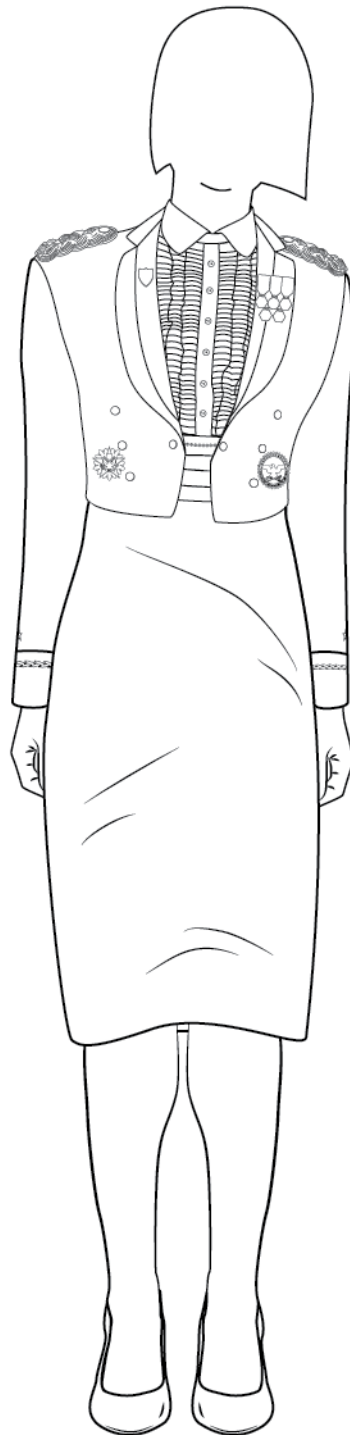
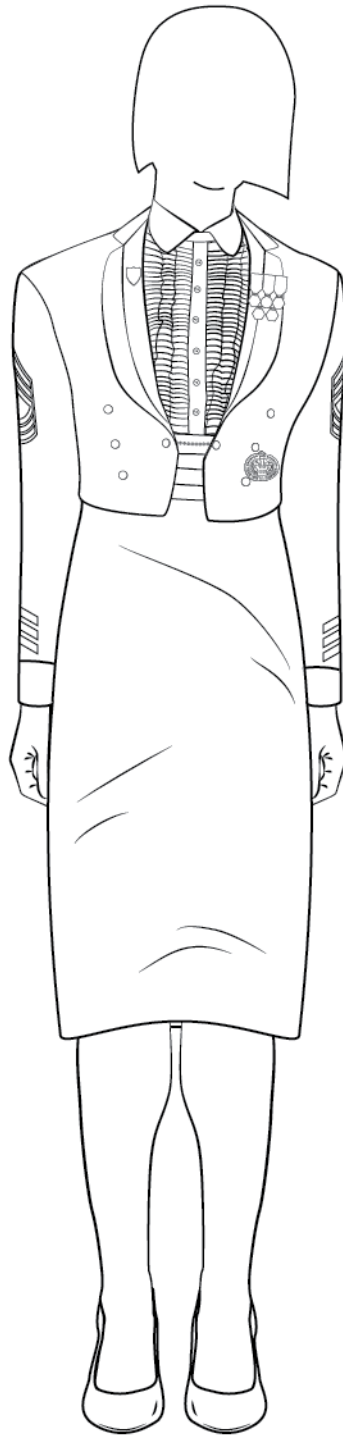


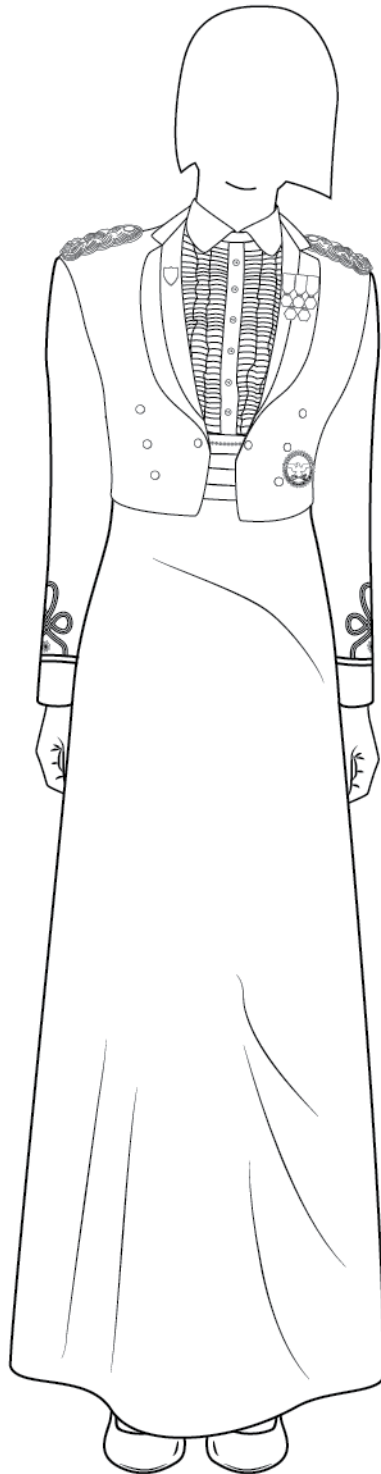
Figure 15-1. Army blue mess uniform, general officers, female

---



**Figure 15-2. Army blue mess uniform, enlisted**

---



**Figure 15-3. Army blue evening mess uniform, other officers**

---

### **15-3. Accessories**

The following accessories are normally worn with the female blue mess/evening mess uniforms.

- a.* Buttons (see para 18-5).
- b.* Cape (officers only) (see para 18-6).
- c.* Coat, black, all-weather (see para 18-8).

- d. Cummerbund, black (see para 18–11a)
- e. Gloves .
  - (1) Black, leather, unisex, dress (only when the black all-weather coat is worn) (see para 18–13b).
  - (2) White, dress (see para 18–13c).
- f. Handbag, black, dress fabric (see para 18–14b).
- g. Neck tab, black, dress (see para 18–19a).
- h. Scarf, dress, black (see para 18–23a).
- i. Shirt, white, formal, female mess (see para 18–24a).
- j. Shoes, pumps, black (see paras 18–25e and f).
- k. Stockings, sheer (see para 18–26c).
- l. Umbrella, black (see para 18–29).
- m. Undershirt, white (see para 18–30g).
- n. Undergarments (see para 18–30).

#### **15–4. Materials**

The female blue mess uniform jacket and skirt will be made of the following materials and shade:

- a. Wool barathea, dark blue, 14-ounce weight, Army shade 150 or 450.
- b. Wool gabardine, dark blue, 11- or 14.5-ounce weight, Army shade 150 or 450.
- c. Wool elastique, dark blue, 15-ounce weight, Army shade 150 or 450.
- d. Wool tropical, dark blue, 9-ounce weight, Army shade 150 or 450.
- e. Polyester and wool blend gabardine, dark blue, 9.5-ounce weight, Army shade 450.
- f. Polyester and wool blend fabric in plain weave, dark blue, 9.5-ounce tropical weight, Army shade 450.
- g. Polyester and wool elastique, 13.5 ounce, Army shade 450.

#### **15–5. Insignia, accouterments, decorations, badges, unit awards and appurtenances**

The following insignia and accouterments are authorized for wear on the female blue mess and/or evening mess uniforms:

- a. Aiguillette, dress (officers only) (see para 19–25).
- b. Insignia.
  - (1) Branch insignia (see paras 19–10 and 19–13).
  - (2) Grade insignia (see paras 19–5 through 19–7).
  - (3) Insignia representing regimental affiliation (see para 19–23).
- c. Service stripes (enlisted personnel only) (see para 19–27).
- d. Decorations and service medals, miniature (see para 20–8).
- e. U.S. badges (combat and special skill, dress miniature, and ID) (see paras 20–16 and 20–17).

#### **15–6. General guidelines**

- a. Personnel will wear the knee-length mess skirts no longer than 1 inch above or 2 inches below the crease in the back of the knee. The blue evening mess skirt is worn full length.
- b. Personnel may wear the black dress gloves and black dress scarf when wearing the black all-weather coat. Personnel may wear white gloves with all uniforms.
- c. The black pumps or the black fabric pumps with sheer stockings are the authorized footwear for the female blue mess and blue evening mess uniforms.
- d. No headgear is authorized for wear by female personnel with the Army blue mess or blue evening mess uniforms because these uniforms are only authorized for wear after retreat (see AR 670–1).

#### **15–7. Jacket, Army blue mess, female**

- a. *Design.* The jacket will be made from an approved specification or pattern.
- b. *General description.* The jacket is cut along the lines of an evening dress coat, descending to the point of the hips and slightly curved to a peak in back and in front. The coat has a notched collar with a branch of service colored lapel insert and is fully lined, with an inside vertical pocket on the right side. The coat front has six gold 20-ligne buttons. Two 20-ligne buttons joined by a gold or gold-colored chain about 1 1/2 inches long are worn in the upper buttonholes. The shoulders have a device for attaching shoulder knots on officer uniforms.
- c. *Lapels.* The lapels of the Army blue mess jacket are rayon, acetate, or other synthetic fabric with a satin face in the following colors:
  - (1) General officers, except chaplains: dark blue.

- (2) All chaplains: black.
- (3) All other officers: the first-named color of their basic branch of service (see para 19–19).
- (4) Enlisted personnel: dark blue.
- d. *Shoulder knots.* (Officers only) (see fig 14–4).

(1) *General description.* The shoulder knot is made from 1/4-inch diameter cord of gold bullion, synthetic metallic gold, or gold-colored nylon or rayon. The shoulder knot is formed of four plaits, composed of three cords interlaced as one, and rounded at the top with a gold 20-ligne button positioned in the upper end of the knot. The knot is no more than 4 1/2 inches in length and 1 7/8 inches in width, conforming to the shoulder and stiffened on the underside with a flexible backing, covered with dark blue or black cloth. The flexible backing has an attachment that is suitable for fastening it to the shoulders of the jacket (see fig 14–4).

- (2) *How worn.* Officers wear the shoulder knots attached to the shoulders of the Army blue mess jacket.




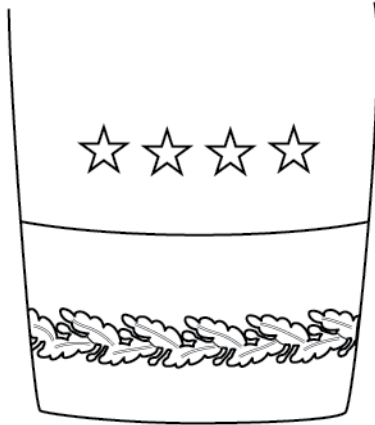
Figure 15–4. Shoulder knot

---

e. *Jacket sleeve ornamentation.*

(1) General officers wear a cuff of blue-black velvet braid, 4 inches in width, positioned 1/8 inch from the bottom edge of each sleeve. A band of oak leaves in groups of two, 1 inch in width, are embroidered on each cuff of braid, 1 inch below the upper edge, in gold bullion, synthetic metallic gold, or gold-colored nylon or rayon. General officer grade insignia is centered on the outside of the sleeves, 1 inch above the upper edge of the cuff braid. When general officers wear their branch insignia, it is centered on the outside of the sleeves 1 inch above the upper edge of the cuff braid. Grade insignia is positioned 1 inch above the branch insignia. If branch insignia is worn, general officers will wear the nonsubdued, metal pin-on insignia. Grade insignia is embroidered silver bullion. General officer stars are 1 inch in diameter and are worn with one point facing upward. The following describes general officer stars:

- (a) General insignia is four stars, with 1 1/4 inches between the midpoints, and with the stars centered horizontally on the outside of the sleeves (see fig 15–5).

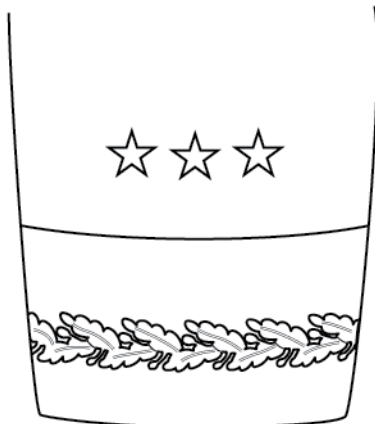


**Figure 15-5. Sleeve ornamentation, blue mess, general**

---

(b) Lieutenant general insignia is three stars, with 1 3/8 inches between the midpoints, and with the middle star centered horizontally on the outside of the sleeves (see fig 15-6).

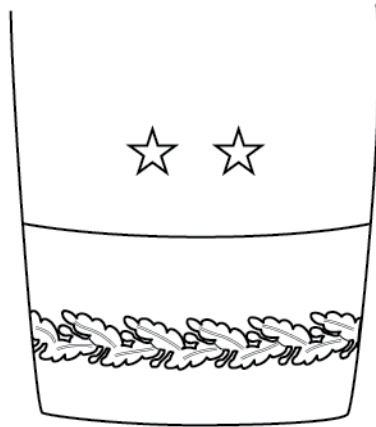
---



**Figure 15-6. Sleeve ornamentation, blue mess, lieutenant general**

---

(c) Major general insignia is two stars, with 2 inches between the midpoints and with the stars centered horizontally on the outside of the sleeves (see fig 15-7).




**Figure 15-7. Sleeve ornamentation, blue mess, major general**

---

(d) Brigadier general insignia is one star centered horizontally on the outside of the sleeves (see fig-17-8).

---




**Figure 15-8. Sleeve ornamentation, blue mess, brigadier general**

---

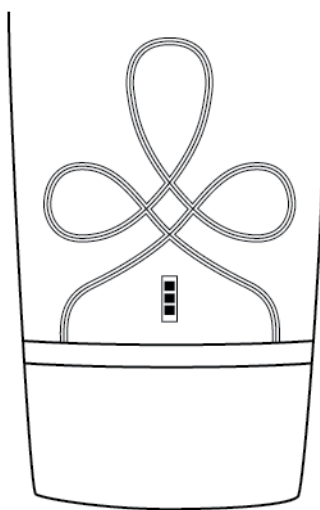
(2) Other commissioned and warrant officers wear a 3/4 inch braid consisting of two 1/4 inch two-vellum gold, synthetic metallic gold, or gold-colored nylon or rayon braids, placed on each sleeve, 1/4 inch apart on a silk stripe of the first-named color of their basic branch. The bottom of the braid is positioned parallel to, and 3 inches above, the bottom edge of each sleeve. A trefoil is attached to the upper edge of the braid on each sleeve. It consists of a knot composed of three loops, one large upper loop and two small lower loops of 1/4 inch gold, synthetic metallic gold, or gold-colored braid, interlaced at the points of crossing, with the ends of the knots resting on the sleeve braid. Officer grade insignia (nonsubdued pin-on or embroidered silver bullion) is worn vertically in the center of the space formed by the lower curves of the knot and the upper edge of the braid (see figs 15-9 and 15-10).





**Figure 15-9. Sleeve ornamentation, blue mess, field and company grade officers**

---



**Figure 15-10. Sleeve ornamentation, blue mess, warrant officers**

---

(3) Enlisted personnel wear a 1/8 inch soutache braid of gold-colored nylon or rayon, 3 inches above the bottom of each sleeve (see fig 15-11).




Figure 15–11. Sleeve ornamentation, blue mess, enlisted

---

### 15–8. Skirts, blue mess and blue evening mess

*a. Design.* The blue mess and blue evening mess skirts will be made from an approved specification or pattern.

*b. General description.*

(1) The Army blue mess skirt is knee-length, with a one-piece front with waist darts (one on each side), a four-piece back, a slide-fastener closure on the left side, and a sewn-on waistband that is closed with three hooks and eyes. The skirt is fully lined.

(2) The Army blue evening mess skirt is full length, with a one-piece front with waist darts (one on each side), a four-piece back, a slide-fastener closure on the left side, a sewn-on waistband that is closed with three hooks and eyes, and an overlapped center back pleat. The skirt is fully lined.

## Chapter 16

### White Mess Uniforms-Male

#### 16–1. Classification

The male white mess uniforms authorized for wear are classified as:

- a.* The male Army white mess uniform (see para 16–2*b*(1)).
- b.* The male Army white evening mess uniform (see para 16–2*b*(2)).

*Note:* Personnel normally wear these uniforms from April to October, except in clothing zones I and II, where they may wear them year-round (see CTA 50–900).

#### 16–2. Composition

*a.* The male white mess uniforms consist of:

- (1) Jacket, Army white mess, male (see para 16–7).
- (2) Trousers, black mess (see para 16–8).
- (3) Shirt, white.
  - a.* Semiformal, dress, male mess (see para 18–24*b*).
  - b.* Formal, male evening mess (see para 18–24*c*).
- (4) Necktie.
  - a.* Bow, black, dress or mess (see para 18–20*a*).
  - b.* Bow, white, evening mess (see para 18–20*d*).
- (5) Vest, white, male (see para 18–31).
- (6) Cummerbund.
  - a.* Black (see para 18–11*a*).
  - b.* White (see para 18–11*b*).
- (7) Undergarments (see para 18–30).

- (8) Shoes, oxford, black, male (see para 18-25c).
- (9) Socks, black dress (see para 18-26b).
- (10) Undershirt (see para 18-30f).
- b. The variations of the male white mess uniform consist of:
  - (1) The male Army white mess uniform includes the Army white mess jacket, black high-waisted trousers, white semiformal dress shirt with a turndown collar, black bow tie, and black cummerbund (see figs 16-1 and 16-3).
  - (2) The male Army white evening mess uniform includes the Army white mess jacket, black high-waisted trousers, white formal dress shirt with a wing collar, white vest, and white bow tie (see fig 16-2).




Figure 16-1. Army white mess uniform, general officers

---




Figure 16-2. Army white evening mess uniform, other officers

---




Figure 16-3. Army white mess uniform, enlisted

---

### 16-3. Accessories

The following accessories are normally worn with the male white mess and/or evening mess uniforms.

- a. Buttons (see para 18-5).
- b. Cape (officers only) (see para 18-6).
- c. Coat, black, all-weather (see para 18-8).

*d.* Cuff links and studs .

- (1) Gold (white mess only) (see para 18–10*b*(2)).
- (2) White (white evening mess only) (see para 20–18–10*b*(1)).

*e.* Cummerbund

- (3) Black (see para 18–11*a*).
- (4) White (see para 18–11*b*).

*f.* Gloves .

- (1) Black, leather, unisex, dress (only when the black all-weather coat is worn) (see para 18–13*b*).
- (2) White, dress (see para 18–13*c*).

*g.* Necktie .

- (1) Black, bow (white mess only) (see para 18–20*a*).
- (2) White, bow (white evening mess only) (see para 18–20*b*).

*h.* Scarf, dress, black (see para 18–23*a*).

*i.* Shirt, white (.)

- (1) Semiformal, dress, male mess (see para 18–24*b*).
- (2) Formal, male evening mess (see para 18–24*c*).

*j.* Shoes, oxford, black (see para 18–25*c*).

*k.* Socks (see para 18–26*b*).

*l.* Suspenders (see para 18–27).

*m.* Umbrella, black (see para 18–29).

*n.* Undershirt, white (see para 18–30*f*).

*o.* Undergarments, (see para 18–30*g*).

*p.* Vest, white, male (see para 18–31)

#### **16–4. Materials**

The male white mess uniform will be made of the following materials and shades:

*a.* Male white mess jacket and vest.

- (1) Cotton twill, 8.2-ounce weight, white.
- (2) Polyester and wool blend fabric in plain weave, 9-ounce tropical weight, white.
- (3) Polyester and wool blend fabric in gabardine, 10.5-ounce weight, white.
- (4) Polyester texturized woven serge, 6.5-ounce weight, white.

*b.* Trousers. Commercial, black, of a tuxedo-type lightweight material.

#### **16–5. Insignia, accouterments, decorations, badges, unit awards and appurtenances**

The following insignia and accouterments are authorized for wear on the male white mess/evening mess uniforms:

*a.* Aiguillette, dress (officers only) (see para 19–25).

*b.* Insignia.

- (1) Branch insignia (see paras 19–10 and 19–13).
- (2) Grade insignia (see paras 19–5 through 19–7).
- (3) Insignia representing regimental affiliation (see para 19–23).

*c.* Service stripes (enlisted personnel only) (see para 19–27).

*d.* Decorations and service medals, miniature (see para 20–8).

*e.* U.S. badges (combat and special skill, dress miniature, and ID) (see paras 20–16 and 20–17).

#### **16–6. General guidelines**

*a.* The male white mess uniform is worn for black-tie functions and corresponds to a civilian tuxedo. The male white evening mess uniform is the most formal uniform worn by Army personnel and corresponds to the civilian “white tie and tails.”

*b.* Personnel may wear the black dress gloves and black dress scarf when wearing the black all-weather coat with these uniforms. Personnel may wear the white gloves with the basic uniform.

*c.* The black oxford shoes with black socks are the only authorized footwear for these uniforms.

*d.* No headgear is authorized for wear by male personnel with the Army white mess or white evening mess uniforms because these uniforms are only authorized for wear after retreat (see AR 670–1).

#### **16–7. Jacket, Army white mess, male**


*a. Design.* The jacket will be made from an approved specification or pattern.

*b. General description.* The jacket, which is cut on the lines of an evening dress coat, descends to the point of the hips and is slightly curved to a peak in back and in front. Two 25-ligne buttons, joined by a small gold or gold-colored chain about 1 1/2 inches long, are worn in the upper buttonholes. The shoulders have a device for attaching shoulder knots on officer uniforms.

*c. Shoulder knots.* (Officers only) (see fig 16-4).

(1) *General description.* The shoulder knot is made from 1/4 inch diameter cord, of gold bullion, synthetic metallic gold, or gold-colored nylon or rayon. The shoulder knot is formed of four plaits composed of three cords interlaced as one, and rounded at the top with a gold 20-ligne button positioned in the upper end of the knot. The knot is no more than 5 1/2 inches in length and 2 1/2 inches in width, conforming to the shoulder, and stiffened on the underside with a flexible backing, covered with dark blue or black cloth. The flexible backing has an attachment that is suitable for fastening it to the shoulders of the jacket (see fig 16-4).

(2) *How worn.* Officers wear the shoulder knots attached to the shoulders of the Army white mess jacket.



**Figure 16-4. Shoulder knot**

---

*d. Jacket sleeve ornamentation.*

(1) General officers wear a cuff of white mohair or mercerized cotton braid 4 inches in width, positioned 1/8 inch from the bottom edge of each sleeve. General officer grade insignia is centered on the outside of the sleeves, 1 inch above the upper edge of the cuff braid. When general officers wear their branch insignia, it is centered on the outside of the sleeves, 1 inch above the upper edge of the cuff braid. Grade insignia is positioned 1 inch above the branch insignia. If branch insignia is worn, general officers will wear the non-subdued, metal pin-on insignia. Grade insignia is embroidered white cloth or silver bullion. General officer stars are 1 inch in diameter and are worn with one point facing upward. The following describes general officer stars:

(a) General insignia is four stars, with 1 1/4 inches between the midpoints, and with the stars centered horizontally on the outside of the sleeves (see fig 16-5).





**Figure 16-5. Sleeve ornamentation, white mess, general**

---

(b) Lieutenant general insignia is three stars, with  $1\frac{3}{8}$  inches between the midpoints, and with the middle star centered horizontally on the outside of the sleeves (see fig 16-6).

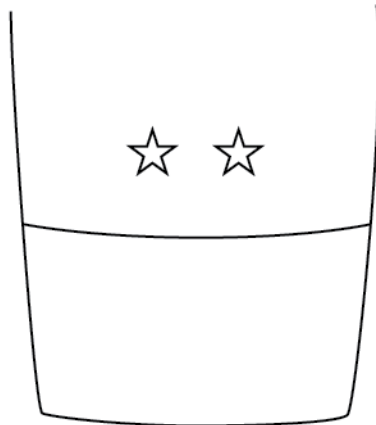
---



**Figure 16-6. Sleeve ornamentation, white mess, lieutenant general**

---

(c) Major general insignia is two stars, with 2 inches between the midpoints, and with the stars centered horizontally on the outside of the sleeves (see fig 16-7).




**Figure 16–7. Sleeve ornamentation, white mess, major general**

---

(d) Brigadier general insignia is one star centered horizontally on the outside of the sleeves (see fig 16–8).


---



**Figure 16–8. Sleeve ornamentation, white mess, brigadier general**

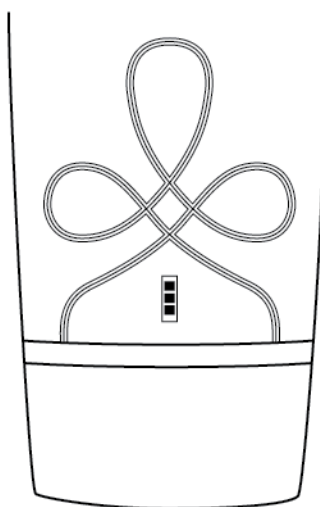
---

(2) Other commissioned and warrant officers wear a band of white mohair or mercerized cotton braid sewn on each sleeve, 1/2 inch wide, with the lower edge parallel to, and 3 inches above the bottom edge of each sleeve. A trefoil is attached to the upper edge of the braid on each sleeve. It consists of a knot composed of three loops, one large upper loop and two small lower loops of 1/4-inch white soutache braid, interlaced at the points of crossing, with the ends of the knots resting on the sleeve braid. Officer grade insignia (non-subdued pin-on or embroidered white cloth) is worn vertically in the center of the space formed by the lower curves of the knot and the upper edge of the braid (see figs 16–9 and 16–10).



**Figure 16–9. Sleeve ornamentation, white mess, field and company grade officers**

---



**Figure 16–10. Sleeve ornamentation, white mess, warrant officers**

---

(3) Enlisted personnel wear a 1/8-inch soutache braid of gold-colored nylon or rayon, 3 inches above the bottom of each sleeve (see fig 16–11).




Figure 16–11. Sleeve ornamentation, white mess, enlisted

---

### 16–8. Trousers, black mess

*a. Design.* The trousers will be made from an approved specification or pattern.

*b. General description.* The black trousers are cut along the lines of civilian dress trousers, with a high waist and without pleats, cuffs, or hip pockets. Suspenders are authorized for wear, but they may not be visible when worn.

*c. Trousers leg ornamentation.* The trouser leg ornamentation consists of a black silk or satin braid, no less than 3/4 inch wide, or more than 1 inch wide, sewn on the outside seam of the trouser leg, from the bottom of the waistband to the bottom of the trouser leg.

## Chapter 17

### White Mess Uniforms-Female

#### 17–1. Classification

The female white mess uniforms authorized for wear are classified as:

- a.* The female Army white mess uniform (see para 17–2b(1)).
- b.* The female Army all-white mess uniform (see para 1719–2b(2)).
- c.* The female Army white evening mess uniform (see para 17–2b(3)).

*Note:* Personnel normally wear these uniforms from April to October, except in clothing zones I and II, where they may wear them year-round (see CTA 50–900).

#### 17–2. Composition

*a.* The female white mess uniforms consist of:

- (1) Jacket, Army white mess, female (see para 17–7).
- (2) Skirt.
  - (1) White, knee-length (see para 17–8a).
  - (2) Black, knee-length (see para 1719–8b).
  - (3) Black, full-length (see para 1719–8c).
- (3) Shirt, white, formal, female mess (see para 18–24a).
- (4) Neck tab, black, dress (see para 18–19b).
- (5) Cummerbund.
  - (1) Black (see para 18–11a).
  - (2) White (see para 18–11b).
- (6) Shoes.
  - (1) Pumps, black (worn with white mess and evening white mess only) (see paras 18–25e and 18–25f).
  - (2) Pumps, white (worn with all-white mess only) (see paras 18–25e and f).
- (7) Stockings, sheer (see para 18–26c).

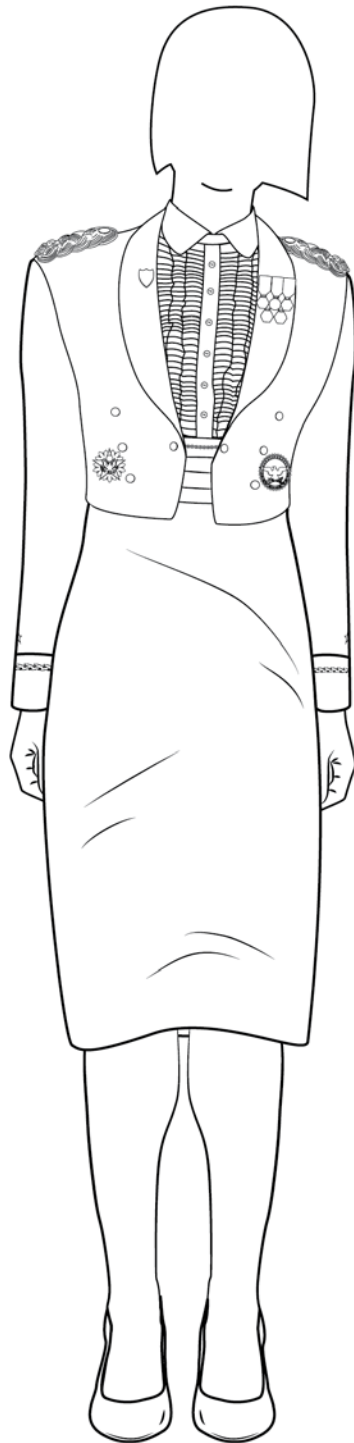
(8) Undergarments (see para 18–30).

*b.* The variations of the female white mess uniform consist of:

(1) The female Army white mess uniform includes the Army white mess jacket, the black knee-length skirt, the black cummerbund, and the formal white blouse with black dress neck tab (see fig 17–1).

(2) The female Army all-white mess uniform includes the Army white mess jacket, the white knee-length skirt, the white cummerbund, and the formal white blouse with black dress neck tab (see fig 17–2).

(3) The female Army white evening mess uniform includes the Army white mess jacket, the black full-length skirt, the black cummerbund, and formal white blouse with black dress neck tab (see fig 17–3). Figure 17–3 shows the Army white evening mess uniform with the old version of the white mess jacket.



**Figure 17-1. Army white mess uniform, other officers (new version jacket)**

---

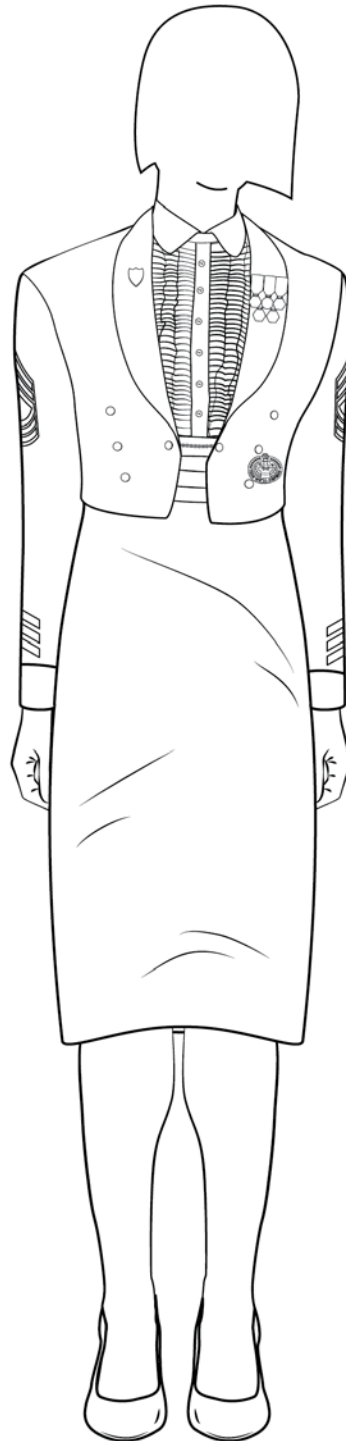
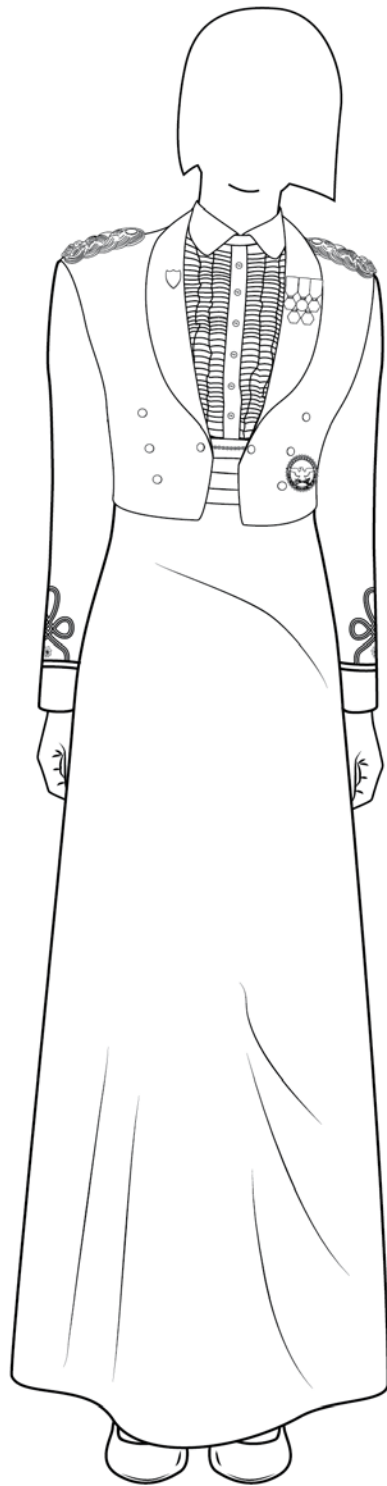


Figure 17-2. Army all-white mess uniform, enlisted (new version jacket)



**Figure 17–3. Army white evening mess uniform, general officer (old version jacket)**

---



### 17-3. Accessories

The following accessories are normally worn with the female white mess uniform:

- a. Buttons (see para 18-5).
- b. Cape (officers only) (see para 18-6).
- c. Coat, black all weather (see para 18-8).
- d. Cummerbund.
  - (1) Black (see para 18-11a).
  - (2) White (see para 18-11b).
- e. Gloves.
  - (1) Black, leather, unisex, dress (only when the black all-weather coat is worn) (see para 18-13b).
  - (2) White, dress (see para 18-13c).
- f. Handbag.
  - (1) Black, dress (carried with white mess and evening mess only) (see para 18-14b).
  - (2) White, dress (carried with all-white mess only) (see para 18-14c).
- g. Neck tab, black, dress (see para 18-19a).
- h. Scarf, dress, black (see para 18-23a).
- i. Shirt, white, formal, female mess (see para 18-24b)
- j. Shoes, pumps.
  - (1) Black (worn with white mess and evening white mess only) (see paras 18-25e and f).
  - (2) White (worn with all-white mess only) (see paras 18-25e and f).
- k. Stockings, sheer (see para 18-26c).
- l. Umbrella, black (see para 18-29).
- m. Undershirt, white (see para 18-30g).
- n. Undergarments (see para 18-30).

### 17-4. Materials

The female white mess uniform will be made of the following materials and shades:

- a. *Female white jacket and skirt.*
  - (1) Polyester and rayon blend fabric in gabardine weave, 6- or 8-ounce weight, Army white.
  - (2) Texturized polyester serge, 6.5-ounce weight, Army white.
- b. *Black skirt, knee and full length.*
  - (1) Wool tropical, 8.5-ounce weight, Army black shade 149.
  - (2) Polyester and wool blend fabric in tropical weave, 10-ounce weight, Army black shade 332.

### 17-5. Insignia, accouterments, decorations, badges, unit awards and appurtenances

The following insignia and accouterments are authorized for wear on the female white mess uniforms:

- a. Aiguillette, dress (officers only) (see para 19-25).
- b. Insignia.
  - (1) Branch insignia (see paras 19-10 and 19-13).
  - (2) Grade insignia (see paras 19-5 through 19-7).
  - (3) Insignia representing regimental affiliation (see para 19-23).
- c. Service stripes (enlisted personnel only) (see para 19-27).
- d. Decorations and service medals, miniature (see para 20-8).
- e. U.S. badges (combat and special skill, dress miniature, and ID) (see paras 20-16 and 20-17).

### 17-6. General guidelines

- a. Personnel will wear knee-length mess skirts no longer than 1 inch above or 2 inches below the crease in the back of the knee. The evening mess skirt is worn full length.
- b. Personnel may wear the black dress gloves and black scarf when wearing the black all-weather coat. Personnel may wear white gloves with all uniforms.
- c. The black pumps or the black fabric pumps with sheer stockings are the only authorized footwear for the female white mess and white evening mess uniforms. The white pumps or the white fabric pumps with sheer stockings are the only authorized footwear for the female all-white mess uniform.
- d. There are two versions of the female Army white mess jacket. The older version of the jacket is authorized for wear by officers only. The newer version of the jacket is authorized for wear by all females. Officers may continue to wear the older version jacket as long as it is serviceable.

e. No headgear is authorized for wear by female personnel with the Army white mess, all-white mess, or white evening mess uniforms because these uniforms are only authorized for wear after retreat (see AR 670-1).

### 17-7. Jacket, Army white mess, female

a. *Design.* The jacket will be made from an approved specification or pattern.

b. *General description.*

(1) *New version.* The jacket is cut along the natural waistline and is slightly curved to a peak in back and in front. The coat has a shawl collar with white, self-fabric facing, and is fully lined with an inside vertical pocket on the right side. The coat front has six gold 20-ligne buttons. Two 20-ligne buttons, joined by a gold or gold-colored chain about 1 1/2 inches long, are worn in the upper buttonholes.

(2) *Old version.* (Officers only) The jacket is single breasted with a natural-waist length and a shawl-type collar. It has a two-piece front, and a two-panel back. The front pieces have three 20-ligne buttons on each side, and the shoulders have two loops for the attachment of shoulder boards. Each sleeve has a band of white braid, 1/2 inch in width, with the lower edge of the band 3 inches from the bottom of the sleeve.

c. *Shoulder ornamentation and insignia.*

(1) *Shoulder knots.* (Officers only) Worn by all officers with the new version of the Army white mess jacket and by General Officers with the old version of the Army white mess jacket (see fig 17-4).

(a) *General description.* The shoulder knot is made from 1/4-inch diameter cord of gold bullion, synthetic metallic gold, or gold-colored nylon or rayon. The shoulder knot is formed of four plaits, composed of three cords interlaced as one, and rounded at the top with a gold 20-ligne button positioned in the upper end of the knot. The knot is no more than 4 1/2 inches in length and 1 7/8 inches in width, conforming to the shoulder and stiffened on the underside with a flexible backing, covered with dark blue or black cloth. The flexible backing has an attachment that is suitable for fastening it to the shoulders of the jacket (see fig 17-4).

(b) *How worn.* Officers wear the shoulder knots attached to the shoulders of the Army white mess jacket.




Figure 17-4. Shoulder knot

---

(2) *Shoulder boards.* (Officers only) Worn on the old version of the Army white mess jacket by female officers in the ranks of colonel and below (see para 19-8c).

(a) *General description.* The shoulder board is 4-11/16 inches long and 2 inches wide at the outer end. The background is wool facing cloth, in silk or synthetic grosgrain or in satin cloth, of the first-named color of the officer's basic branch. The shoulder board has a gold or gold-colored nylon, rayon, or synthetic metallic gold band 3/8 inch wide, placed 1/16 inch from the outer edge of each side of the board. If the officer's branch has two colors, the second-named color is used as a 1/8-inch border placed against the inside edge of each gold band. The grade insignia is embroidered in gold or silver bullion or synthetic metallic yarn and is centered 5/8 inch from the lower edge of the shoulder board. Detachable shoulder boards are worn on each shoulder with the square end of the shoulder board positioned on the outside shoulder seam.

(b) *How worn.* Detachable shoulder boards are worn on each shoulder, snapped to the jacket through the shoulder loops, with the square end of the shoulder board positioned on the outside shoulder seam.

d. *Jacket sleeve ornamentation.*

(1) *General officers.* On both the old and new versions of the Army white mess jacket, general officers wear a cuff of white mohair or mercerized cotton braid 4 inches in width, positioned 1/8 inch from the bottom edge of each sleeve. General officer grade insignia is centered on the outside of the sleeves, 1 inch above the upper edge of the cuff braid. When general officers wear their branch insignia, it is centered on the outside of the sleeves, 1 inch above the upper edge of the cuff braid. Grade insignia is positioned 1 inch above the branch insignia. If branch insignia is worn, general officers will wear the nonsubdued metal pin-on insignia. Grade insignia is embroidered white cloth or silver bullion. General officer stars are 1 inch in diameter and are worn with one point facing upward. The following describes general officer stars:

(a) General insignia is four stars, with 1 1/4 inches between the midpoints, and with the stars centered horizontally on the outside of the sleeves (see fig 17-5).



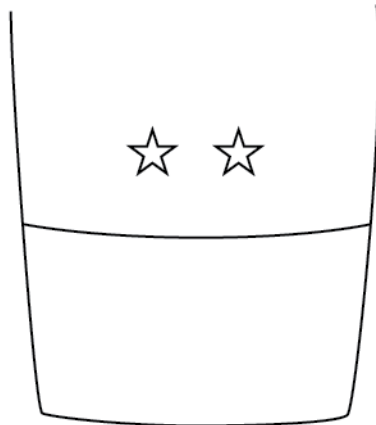
**Figure 17-5. Sleeve ornamentation, white mess, general**

(b) Lieutenant general insignia is three stars, with 1 3/8 inches between the midpoints, and with the middle star centered horizontally on the outside of the sleeves (see fig 17-6).



**Figure 17-6. Sleeve ornamentation, white mess, lieutenant general**

(c) Major general insignia is two stars, with 2 inches between the midpoints and with the stars centered horizontally on the outside of the sleeves (see fig 17-7).




**Figure 17-7. Sleeve ornamentation, white mess, major general**

---

(d) Brigadier general insignia is one star centered horizontally on the outside sleeves (see fig 17-8).

---




**Figure 17-8. Sleeve ornamentation, white mess, brigadier general**

---

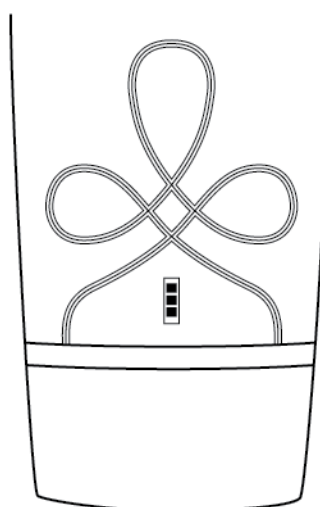
(2) *Other commissioned and warrant officers.*

(a) *New version.* A band of white mohair or white mercerized cotton braid is sewn on each sleeve, 1/2 inch wide, with the lower edge parallel to, and 3 inches above the bottom edge of the braid on each sleeve. A trefoil is attached to the upper edge of the braid on each sleeve. It consists of a knot composed of three loops, one large upper loop and two small lower loops of 1/4 inch white soutache braid, interlaced at the points of crossing, with the ends of the knots resting on the sleeve braid. Officer grade insignia (non-subdued pin-on or embroidered white cloth) is worn vertically in the center of the space formed by the lower curves of the knot and the upper edge of the braid (see figs 17-9 and 17-10).



**Figure 17-9. Sleeve ornamentation, white mess, officer**

---



**Figure 17-10. Sleeve ornamentation, white mess, warrant officer**

---

(b) *Old version.* A band of white mohair or mercerized cotton braid is sewn on each sleeve, 1/2 inch wide, with the lower edge parallel to, and 3 inches above the bottom edge of each sleeve of the old version of the Army white mess jacket.(3) Enlisted personnel wear a 1/8-inch soutache braid of gold-colored nylon or rayon 3 inches above the bottom of each sleeve (see fig 17-11).

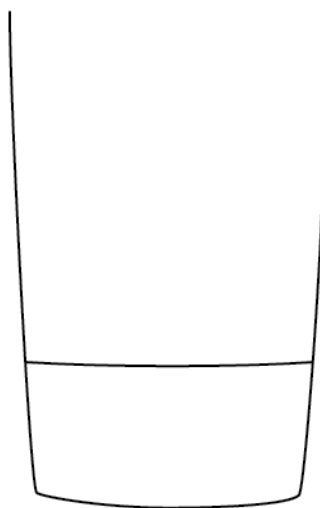


Figure 17–11. Sleeve ornamentation, white mess, enlisted

---

### 17–8. Skirt, white mess

*c. Design.* The white mess, all-white mess, and white evening mess skirts will be made from an approved specification or pattern.

*d. General description.*

(1) The white mess skirt is a black knee-length skirt, with a one-panel front and a four-panel back of straight design, with a waistband and a zipper closure on the left side.

(2) The all-white mess uniform skirt is a white knee-length skirt, with a one-panel front and four-panel back of straight design, with a waistband and a zipper closure on the left side.

(3) The white evening mess skirt is a black full-length skirt, with a one-panel front and four-panel back of straight design, with a waistband, a zipper closure on the left side, and an overlapped center back pleat.

## Chapter 18 Uniform Accessories

### 18–1. General

This chapter lists, in alphabetical order, most uniform accessories referenced in the individual uniform chapters.

### 18–2. Belts and buckles

*a. Belt, rigger, sand or tan 499 rigger.*

(1) *Type.* The rigger belt with buckle is a clothing bag issue item.

(2) *Description.* The belt is sand or tan 499 cotton web or woven elastic 2 inches wide.

(3) *How worn.*

(a) The rigger belt is worn with the attached black, open-faced buckle. It is worn so that the tipped end passes through the buckle to the wearer's left; the end will not extend more than 2 inches beyond the edge of the buckle. The belt's end may be neatly trimmed to ensure a proper fit.

(b) All personnel will wear the rigger and open-faced buckle with utility uniforms that have belt loops.

*b. Belt, black, web waist, brass tip.*

(1) *Type.* The brass tip belt is a clothing bag issue item.

(2) *Description.* The belt is black cotton web or black woven elastic, with a brass tip. The men's belt is 1 1/4 inches wide, and the women's belt is 1 inch wide.

(3) *How worn.*

(a) The brass tip belt is worn only with the brass buckle. The belt is worn so that the tipped end passes through the buckle to the wearer's left for males and to the wearer's right for females. The tipped end will extend beyond the end of the buckle so that only the brass tip is visible, and no fabric portion of the belt can be seen beyond the buckle. The plain

end (no tip) of the belt may extend beyond the keeper portion of the inside of the buckle, as long as it is not visible when worn.

(b) Males wear the 1 1/4 inch brass tip belt and brass buckle with service and dress uniforms. Males may wear suspenders of a commercial design with dress uniforms, as long as they are not visible.

(c) Females wear the 1 inch brass tip belt with the service uniform when wearing slacks with the tucked-in version of the service/dress shirt. Females are not required to wear a belt when wearing the overblouse with the slacks.

c. Buckle, belt, brass.

(1) *Type.* The buckle is a clothing bag issue item.

(2) *Description.* A brass buckle, 1–11/16 inches long and 1 5/8 inches wide for males; 1 1/8 inches by 2 inches for females (see fig 20–1).

(3) *How worn.* The buckle is attached to the end of the black web belt with the brass tip and is worn with service and dress uniforms.

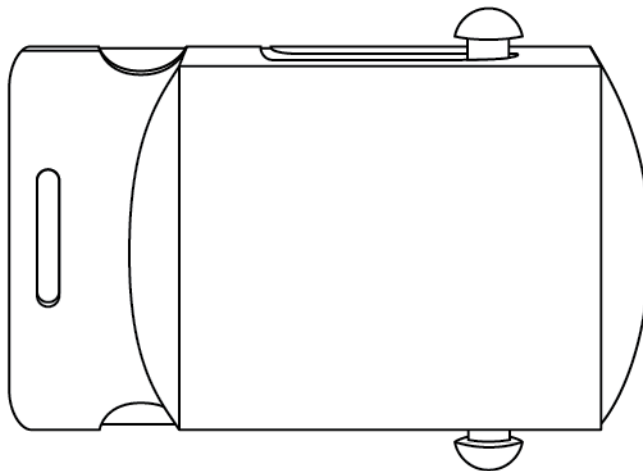


Figure 18–1. Brass buckle

---

### 18–3. Beret

a. *Beret, black.* The black beret is a clothing bag issue items.

b. *Beret, tan, green, maroon.* The tan, green, and maroon beret are organizational issue items. Soldiers are authorized wear of organizational beret as indicated below:

(1) *Ranger tan beret.* Soldiers currently assigned to the following units are authorized to wear the Ranger tan beret. Personnel will wear the approved flash of the unit to which they are assigned

(a) 75th Ranger Regiment.

(b) Ranger Training Brigade.

(c) Ranger-qualified Soldiers in the following units or positions, if they previously served in the 75th Ranger Regiment: U.S. Special Operations Command; U.S. Army Special Operations Command; U.S. Special Operations Command Joint Task Force; and Theater Special Operations Command. The 75th Ranger Regiment is the sole authority for validation of service in the Ranger Regiment.

(2) *Green beret.* All Special Forces-qualified personnel carrying career management field (CMF) 18 military occupational specialties (MOSs), to include 18A or 180A and command sergeants major (CSMs) reclassified from 18Z to O0Z are authorized to wear the green beret. This includes Senior and Junior ROTC instructors and those attending training in a student status (for example, Command and General Staff College, Defense Language Institute, or the U.S. Army Sergeants Major Academy). Special Forces personnel who reclassify to another CMF continue to wear the green beret until a new MOS or branch is awarded. Those in CMF 18 who are filling a drill sergeant position will wear the drill sergeant hat while assigned to a valid drill sergeant position and actively training Soldiers. Soldiers awarded the Special Forces tab, but not branched Special Forces, will only wear the green beret while assigned to a Special Forces unit or position. Special Forces personnel will wear the approved flash of the unit to which they are assigned. Special Forces personnel who are

assigned to an organization without an approved flash will wear the generic Special Forces flash (the flash approved for personnel assigned to Special Forces positions but not assigned to Special Forces units).

(3) *Maroon beret.* All personnel assigned to Airborne units whose primary missions are Airborne operations wear the maroon beret. The Airborne designation for a unit is found in the unit modification table of organization and equipment. Other Soldiers authorized to wear the maroon beret are indicated below. (Personnel will wear the approved flash of the unit to which they are assigned.)

1. Active Army advisors to reserve Airborne units on jump status.
2. All personnel assigned to the Airborne departments of the U.S. Army Infantry School and the U.S. Army Quartermaster School.
3. All personnel assigned to long-range surveillance detachments designated as Airborne.
4. All personnel assigned to the Airborne/Airlift action office.
5. Recruiters of the Special Operations Recruiting Company, U.S. Army Recruiting Command. Personnel will wear the U.S. Army Special Operations Command flash.
6. All personnel assigned to the Airborne procurement team.
7. All personnel assigned to 55th Signal Company Airborne Combat Camera Documentation Team.
8. All personnel assigned to 982d Combat Signal Company Airborne platoons.
9. All personnel assigned to rigger detachments.
10. All personnel assigned to Army element of U.S. Special Operations Command.

*c. Description.* The beret is wool knitted outershell lined with silesia interlining and with a sweatband. A rayon adjusting ribbon is threaded through the binding. The beret is equipped with a stiffener on the left front and has two eyelets with an eyelet protector on the right side. Except for color, all classes of berets are the same.

*d. How worn.* The beret is worn so that the headband (edge binding) is straight across the forehead, 1 inch above the eyebrows. The flash is positioned over the left eye, and the excess materials is draped over to the right ear, extending to at least the top of the ear, and no lower than the middle of the ear. Personnel will cut off the ends of the adjusting ribbon and secure the ribbon knot inside the edge binding at the back of the beret. When worn properly, the beret is formed to the shape of the head; therefore, Soldiers may not wear hairstyles that cause distortion of the intended shape of the beret. Paragraph 19–3c addresses wearing headgear insignia. Figure 18–2 shows wear of the beret. The beret is equipped with a stiffener on the left front for attaching organizational flashes and insignia.

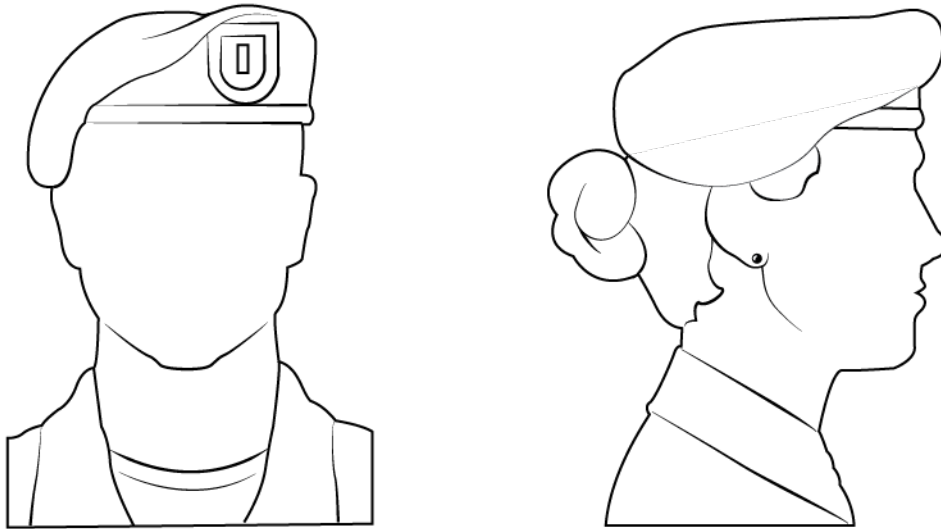


Figure 18–2. Wear of the beret, male and female

---

#### 18–4. Boots

*a. Boots, combat, tan or coyote, leather.* The Army combat boots (HW and temperate weather) are clothing bag issue items.



(1) *Description.* The two types of issue Army combat boots (HW and temperate weather) are made of flesh-side out cattlehide leather with a plain toe and tan or coyote outsoles. Soldiers are required to possess two pairs of issue Army combat boots (HW) and one pair of issue Army combat boots (temperate weather) (specification) boots.

(a) The issue Army combat boot, HW, is made of tan or coyote colored, flesh-side out cattlehide leather and nylon duck upper, removable cushioned insert, a closed loop speed lace system, and drainage eyelets.

(b) The issue Army combat boot, temperate weather, is made of tan or coyote colored, flesh-side out cattlehide leather and nylon upper, a weatherproof-breathable membrane with limited flame resistance, conduction heat resistance and liquid fuel penetration protection, removable insert, and a closed loop speed lace system.

(2) *How worn.*

(a) The boots are laced diagonally; the color of the boot laces will match the color of the boot, with the excess lace tucked into the top of the boot under the bloused trousers or slacks, or wrapped around the top of the boot. Metal or plastic cleats and side tabs are not authorized for wear. Sewn-in or laced-in zipper or hook-and-loop inserts are not authorized.

(b) Rubber or pure polyether polyurethane soles are the only outsole material that currently meets the need for durability and traction on surfaces in multiple environments and temperature ranges. Other materials (that may be of a lighter weight) may have significant problems in these areas.

(3) *Optional boots.*

(a) As an option, Soldiers may wear commercial boots of a design similar to that of the Army combat boot (tan or coyote), as authorized by the commander. The boots must be between 8 to 10 inches in height and made of tan or coyote flesh-side out cattlehide leather, with a plain toe and a soling system matching the color of the tan or coyote upper materials. Rubber and polyether polyurethane are the only outsole materials that are authorized. The soling materials will not exceed 2 inches in height, when measured from the bottom of the outsole, and will not extend up the back of the heel or boot or over the top of the toe. The exterior of the boot upper will not contain mesh but will be constructed of either all leather or a combination of leather and nonmesh fabric. Soldiers may wear optional boots in lieu of the Army combat boot (tan or coyote), as authorized by the commander; however, they do not replace issue boots as a mandatory possession item.

(b) Optional boots are not authorized for wear when the commander issues and prescribes standard organizational footwear for safety or environmental reasons (such as insulated boots or safety shoes). Personnel may wear specialty boots authorized for wear by specific groups of Soldiers, such as the tanker boot, only if the commander authorizes such wear. Soldiers may not wear optional boots in formation when uniformity in appearance is required.

(4) *Organizational boots.* When prescribed and issued by the commander according to CTA 50-900, personnel may wear, instead of the combat boot, such organizational boots or safety boots with field and utility uniforms.

*b. Boots, combat: black, leather.* The black combat boots are an optional purchase item.

(1) *Description.* The black boot is made of black leather with a deep lug tread sole made of vulcanized rubber, a removable cushioned insert, a closed-loop speed lace system, and a leather padded collar.

(2) *How worn.*

(a) Only Soldiers authorized to wear the tan, green, or maroon berets, those assigned to Air Assault coded positions, and MPs performing MP duties may wear black combat boots with the service/dress uniforms. When worn, the trousers or slacks are bloused (tucked-in or by the use of blousing rubbers/bands). When trousers or slacks are bloused, personnel will not wrap them around the leg so tightly so as to present a pegged appearance. When the trousers or slacks are bloused properly, the bloused portion of the trousers or slacks will not extend below the third eyelet from the top of the boot. Soldiers will not blouse boots so that the bloused portion extends down to the ankle area of the boot.

(b) The boots are laced diagonally with black laces, with the excess lace tucked into the top of the boot under the bloused trousers or slacks, or wrapped around the top of the boot. Metal cleats and side tabs are not authorized for wear except by honor guards and ceremonial units in the performance of ceremonial duties. When metal cleats and side tabs are authorized for wear, commanders will furnish them to Soldiers at no cost. Sewn-in or laced-in zipper inserts are not authorized.

(c) A vulcanized rubber sole is the only outsole material that currently meets the need for durability and traction on surfaces. Other materials (that may be of a lighter weight) may have significant problems in these areas.

## **18-5. Buttons**

*a. Regular Army.*

(1) *Type.* The buttons are clothing bag issue items.

(2) *Description.* The Regular Army buttons (fig 18-3) are yellow-gold plated with the coat of arms of the United States superimposed. Buttons are available in sizes 20-ligne, 25-ligne, 30-ligne, and 36-ligne; there are 40-ligne to an inch. The previously optional white-gold anodized aluminum buttons are no longer authorized for wear.



Figure 18–3. Regular Army button

---

(3) *How worn.* The Regular Army buttons are worn on the coats and jackets of service, dress, and mess uniforms, except as provided below.

*b. Essayons buttons.*

(1) *Type.* The buttons are optional purchase items.

(2) *Description.* The buttons (see fig 18–4) are yellow-gold plated and have an eagle holding a scroll in its beak inscribed with the word “Essayons.” In the distance is a bastion with embrasures surrounded by water, with the sun rising over the top of the water. The buttons are available in sizes 20-ligne, 25-ligne, 30-ligne, and 36-ligne. The previously optional white-gold anodized aluminum buttons are no longer authorized for wear.

(3) *How worn.* The buttons are worn on the coats and jackets of the service/dress and mess uniforms by all members of the Corps of Engineers with an Engineer primary MOS or branch .



Figure 18-4. Essayons button

---


#### **18-6. Capes (officers only)**

*a.* Cape, blue, female (officers only).

(1) *Type.* The cape is an optional purchase item.

(2) *Description.* The blue cape will be made from an approved specification or pattern. The material is wool gabardine, in Army blue 450. The cape is fully lined with white rayon satin. The cape has fitted shoulders with front and back darts, a high, rounded soft collar, and arm slits. It is devoid of visible stitching. The black cape is approximately knee length and will extend at least 1 inch below the skirt hem of the Army mess uniform short skirt (fig 18-5).

(3) *How worn.* The cape may be worn with the Army blue dress uniforms and with the Army blue and white mess and evening mess uniforms.



**Figure 18-5. Blue cape, female officers**

---

*b.* Cape, blue, male (officers only).

(1) *Type.* The cape is an optional purchase item.

(2) *Description.* The blue cape will be made from an approved specification or pattern. The materials are cloth, wool, and broadcloth, dark blue, in Army shade 150; cloth, wool, and gabardine, dark blue, in Army shade 150; cloth, wool, and elastique, dark blue, in Army shade 150. The cape will reach to at least the midpoint of the knee, but it will be no lower than 2 inches below the knee (see fig 18-6). The lining of the Army blue cape is rayon, acetate, or another synthetic fabric, with a satin face and wool nap back, in one of the following colors:

(a) General officers: dark blue.

(b) All other officers: the first-named color of the basic branch.

(3) *How worn.* Officers may wear the cape with Army white and blue dress, mess, and evening mess uniforms. Enlisted personnel are not authorized to wear the cape.



**Figure 18–6. Blue cape, male officers**

---

### **18–7. Chaplain’s apparel**

*a. Scarves.* Chaplain’s scarves are organizational issue items based on faith and described as:

(1) *Christian faith.* A scarf of standard Army ecclesiastical pattern, of suitable black material, 9 feet long. On each end, in gold-colored machine embroidery, the scarf is embroidered with the coat of arms of the United States 3 inches high, with the Christian chaplain’s insignia, 4 inches high, spaced 1/2 inch below the coat of arms. The bottom edge of the Christian insignia is 6 1/2 inches from the end of the scarf.

(2) *Jewish faith.* A scarf of standard Army ecclesiastical pattern, of suitable white or black material, 9 feet long. On each end, in gold-colored machine embroidery, the scarf is embroidered with the coat of arms of the United States 3 inches high, with the Jewish chaplain’s insignia, 4 inches high, spaced 1/2 inch below the coat of arms. The bottom edge of the Jewish insignia is 6 1/2 inches from the end of the scarf.

(3) *Muslim faith.* A scarf of standard Army ecclesiastical pattern, of suitable white or black material, 9 feet long. On each end, in gold-colored machine embroidery, the scarf is embroidered with the coat of arms of the United States 3 inches

high, with the Muslim chaplain's insignia, 4 inches high, spaced 1/2 inch below the coat of arms. The bottom edge of the Muslim insignia is 6 1/2 inches from the end of the scarf.

*b. Vestments.* Chaplains are authorized to wear the military uniform, vestments, or other appropriate attire prescribed by ecclesiastical law or denominational practice, when conducting religious services.


*c. Chaplain and chaplain candidate insignia.* See paragraphs 19–10c(10) and (12) for the description and wear policy of chaplain and chaplain candidate branch insignia.

*d. How worn.* Chaplains may wear the chaplain's scarf or stole with the uniform, vestments, or other appropriate attire when conducting religious services.

#### **18–8. Coat, black, all-weather (male and female)**

*a. Type.* The black, all-weather coat is a clothing bag issue item.

*b. Description.* The black, all-weather coat is made of polyester/cotton (65/35) in Army shade 385. The coat is a six-button, double-breasted model with a belt, convertible collar that buttons at the neck, gun flap, shoulder loops, adjustable sleeve straps, welt pockets with two inside hanging pockets, and zip-out liner. The back of the coat has a yoke and center vent. The coat is one-quarter lined with basic material; the sleeve lining is made of nylon taffeta (see fig 18–7). There is no wear-out date for the interim version of the double-breasted coat made from polyester/cotton (50/50).



**Figure 18-7. Army black all-weather coat with officer insignia**

---

*c. How worn.* Personnel may wear the all-weather coat with or without the liner. They will wear the coat buttoned, except for the neck closure, which personnel may wear open or closed (unless otherwise prescribed by this pamphlet). Male and female coats are buttoned and belted from opposite directions. The black scarf is authorized for wear with the all-weather coat. Personnel may wear the coat with the service/dress, mess, and garrison culinary uniforms. The black, all-weather coat is authorized for wear with utility uniforms only in a garrison environment when personnel have not been issued organizational rain gear. Officers wear nonsubdued pin-on grade insignia on the shoulder loops of this coat. Non-commissioned officers wear shoulder marks on the shoulder loops. Enlisted personnel wear nonsubdued grade insignia on the collars. When the grade insignia is removed from the coat, personnel may wear the coat with civilian clothing.

#### **18-9. Cover, cap, rain**

*a. Type.* The cap cover is an optional purchase item.

*b. Description.* The cover is made of transparent plastic with a visor protector. There is elastic webbing around the peripheral opening of the crown cover and the edge of the visor cover.

*c. How worn.* Males may wear the cover when wearing the blue service cap. The cover will completely cover the crown and visor.

### **18–10. Cuff links and studs**

*a. Type.* Cuff links and studs are optional purchase items.

*b. Description.* Males may wear the cuff links and studs with the following uniforms:

(1) *The Army blue evening mess uniform.* Personnel may wear plain white studs or cuff links (such as white mother-of-pearl), with or without rims of platinum or white gold.

(2) *The Army blue and white mess uniforms.* Personnel may wear gold or gold-colored metal studs or cuff links with a round, plain face. The cuff links may be post or link type, 1/2 to 3/4 inch diameter; studs may be 1/4 to 3/8 inch in diameter.

(3) *The Army blue dress uniforms.* If worn, the cuff links will be plain gold or gold-colored metal, as described above.

### **18–11. Cummerbunds**

*a. Cummerbund, black, female and male.*

(1) *Type.* The cummerbund is an optional purchase item.

(2) *Description.* The cummerbund is black, made of a commercial design, in silk or satin material, with four or five pleats running the entire length of the cummerbund.

(3) *How worn.* The cummerbund is worn with the pleats facing down. Females wear the black cummerbund with the blue and white mess and evening mess uniforms; males wear it with the white and blue mess uniforms. The male bow tie and cummerbund must be made of the same material.

*b. Cummerbund, white, female.*

(1) *Type.* The cummerbund is an optional purchase item.

(2) *Description.* The cummerbund is white, made of a commercial design, in silk or satin material, with four or five pleats running the entire length of the cummerbund.

(3) *How worn.* The white cummerbund is worn with the pleats facing down. Females wear the white cummerbund with the all-white mess uniform.

### **18–12. Fleece Cap**

*a. Type.* The fleece cap is a clothing bag issue item.

*b. Description.* The fleece cap is a single ply, bell shape, pull on style cap, of plain, solid foliage green or black fleece/micro fiber material. The wear-out date of the foliage green fleece cap is 30 September 2017. The mandatory possession date for the black fleece cap is 1 October 2017.

*c. How worn.* Personnel wear the fleece cap pulled down snugly on the head with the bottom edge covering the ears, but not covering the eyebrows. The bottom edge (all) of the cap may be folded, but not rolled. The fleece cap is worn with the physical fitness uniform or the combat uniform, as prescribed by the commander.

### **18–13. Gloves**

*a. Gloves, utility.*

(1) *Type.* The gloves are clothing bag issue items.

(2) *Description.*

(a) *Light duty utility.* The gloves are four-finger-and-thumb type design in a slip-on style. This glove may be worn alone or as a shell with inserts. This glove may also be worn in combination with thermal inserts or chemical protection handwear.

(b) *Black, with inserts, unisex, leather shell.* The gloves are four-finger-and-thumb type design in a slip-on style. An adjustable strap and buckle is provided on the back of the gloves. The inserts are worn inside the black leather shell gloves. There is no wear-out date for the black leather gloves or the green wool inserts, which may be worn until stocks are exhausted or until unserviceable.

(3) *How worn.* These gloves are authorized for wear with or without cold-weather outer garments (to include the ACU parka). Soldiers may wear the gloves with utility uniforms without cold-weather outer garments. Personnel may not wear the inserts without the leather/utility shell gloves when worn with utility uniforms and cold-weather outer garments.

(4) *Optional gloves.* As an option, Soldiers may wear commercial gloves, unless restricted by the commander, as an optional purchase item. Gloves must be four-finger-and-thumb type design in a slip-on style, all black, plain, with no logos or designs, made of black leather, fabric, or other material of appropriate commercial design.



(5) *Flame resistant gloves.* Soldiers are authorized to wear flame resistant gloves issued by the Army, including colors or logos that do not comply with paragraph 18–13a(2) or (4), in garrison or field environments unless otherwise directed by their chain of command. See the Army Combat Readiness Center for a list of currently approved flame resistant gloves.

b. *Gloves, black, leather, unisex, dress.*

(1) *Type.* The gloves are clothing bag issue items.

(2) *Description.* The gloves are black leather in an approved specification or pattern, or of a similar commercial design.

(3) *How worn.* The gloves are authorized for wear with the Class A service and dress uniforms, Army and when wearing the black, all-weather coat, windbreaker, or capes.

c. *Gloves, white dress.*

(1) *Type.* The gloves are optional purchase items.

(2) *Description.* The gloves are made of cotton, kid, doeskin, silk, or other material of appropriate commercial design.

(3) *How worn.* The gloves are authorized for year-round wear with the Army dress uniform and the white or blue mess and evening mess uniforms. When prescribed by the commander, MP may wear white gloves with service uniforms.

## 18–14. Handbags

*Note:* Wear policy for bags, handbags, purses, and backpacks not addressed in the paragraph can be found in AR 670–1, paragraph 3–7f.

a. *Handbag, clutch-type, leather, polyurethane, or vinyl.*

(1) *Type.* The handbag is an optional purchase item.

(2) *Description.* The handbag is black and made of leather, polyurethane, or vinyl in a commercial design with a zipper, snap, or envelope-type closure.

(3) *How worn.* Females may carry the clutch-type handbag with the female service/dress uniform and with the utility uniforms while in a garrison (nonfield) environment. The leather version of this handbag is authorized for use with the female Army service/dress uniform during and after duty hours.

b. *Handbag, fabric or leather, black, dress.*

(1) *Type.* The handbag is an optional purchase item.

(2) *Description.* The handbag is untrimmed, in black leather or fabric, of a commercial design, envelope or clutch-type, with or without a chain or strap.

(3) *How worn.*

(a) Females may carry the black leather handbag with the female Army dress uniform, during and after duty hours.

(b) Females may carry the black fabric handbag with the white and blue mess and evening mess uniforms. It is also authorized for use with the Army dress uniform, after duty hours.

c. *Handbag, fabric or leather, white, dress.*

(1) *Type.* The handbag is an optional purchase item.

(2) *Description.* The handbag is untrimmed, in white leather or fabric, of a commercial design, envelope or clutch style, with or without a chain or strap. The handbag and shoes must be made of the same or similar material.

(3) *How worn.* Females may carry the fabric or leather white dress handbag with the Army all-white mess uniform, during and after duty hours.

d. *Handbag, shoulder, black.*

(1) *Type.* The handbag is a one-time cash allowance item as part of the initial clothing bag allowance.

(2) *Description.* The handbag is a commercial design, black, in polyurethane or leather, with a shoulder strap attached.

(3) *How worn.* Females may carry this handbag with the female Army service/dress uniform, and with utility uniforms while in a garrison (nonfield) environment. Females may carry the bag in the hand or wear it over one shoulder. Soldiers may not wear the shoulder bag in such a manner that the strap is draped diagonally across the body, with the purse resting on the hip opposite the shoulder holding the strap.

## 18–15. Hat, drill sergeant

a. *Female.*

(1) *Type.* The hat is an organizational issue item.


(2) *Description.* The hat is made from an approved specification or pattern.

(3) *How worn.*

(a) The hat is worn with the utility and service uniforms by female drill sergeants assigned to valid drill sergeant positions. Noncommissioned officer faculty members of a drill sergeant school who have graduated from drill sergeant school

and are actively engaged in drill sergeant instruction will wear this hat. Upon release from this assignment, noncommissioned officers are no longer authorized to wear the drill sergeant hat.

(b) The hat is worn straight on the head with no hair visible on the forehead below the front brim of the hat. Personnel will wear the hat so as to retain its original design and will not crush, flatten, dent, or otherwise reshape the hat. Personnel will wear the hat with the left side of the brim snapped and the right side parallel to the ground. The chin strap is worn with the chin strap keeper pushed up under the chin. The headgear insignia worn on the drill sergeant hat is described in paragraph 19-3 (see fig 18-8).



**Figure 18-8. Hat, drill sergeant, female**

---

b. *Male.*

(1) *Type.* The hat is an organizational issue item.

(2) *Description.* The hat is made from an approved specification or pattern.

(3) *How worn.*

(a) The hat is worn with the service and utility uniforms by male drill sergeants assigned to valid drill sergeant positions. Noncommissioned officer faculty members of a drill sergeant school, who have graduated from drill sergeant school and are actively engaged in drill sergeant instruction, will wear this hat. Upon release from this assignment, noncommissioned officers are no longer authorized to wear the drill sergeant hat.

(b) The black leather strap, issued with the hat, is worn threaded through the appropriate eyelets in the brim of the hat, so that the strap goes around the front of the hat, and the buckle is fastened and centered at the back of the wearer's head. The running end of the strap will be to the wearer's left. Personnel will wear the hat without noticeable tilt to the front, rear, or either side, so the brim of the hat is as nearly level in all directions as possible. No modifications in the shape of the hat are authorized. The headgear insignia worn on the drill sergeant hat is prescribed in paragraph 19-3 (see fig 18-9).



Figure 18–9. Hat, drill sergeant, male

---


#### 18–16. Judge’s apparel

- a. *Type.* Judicial robes are organizational issue items.
- b. *Description.* The judicial robes are of the type customarily worn in the U.S. Court of Appeals for the Armed Forces.
- c. *How worn.* Judicial robes are worn by officers designated as military judges and appellate military judges when participating in trials by court-martial, hearings by a court of military review, and other judicial proceedings. When a judicial robe is worn, personnel will wear a service uniform underneath the robe.

#### 18–17. Military police accessories


- a. *Type.* The MP accessories are organizational issue items.
- b. *Description.*
  - (1) Badge, MP.
  - (2) Belt, black, load bearing, approximately 2 to 3 inches wide, with buckle.
  - (3) Brassard, MP, or Criminal Investigation Division (CID), subdued, foliage green with black letters.
  - (4) Carrier, club, or baton.
  - (5) Case, ammunition magazine, black.
  - (6) Case, first aid, black.
  - (7) Case, handcuffs, black.
  - (8) Case, oleoresin capsicum (OC), and/or pepper spray, black.
  - (9) Club, policeman’s with leather thong.
  - (10) Baton, metal, collapsible, black (or other locally prescribed baton tool).
  - (11) Gloves, white cotton.
  - (12) Flashlight.
  - (13) Carrier, ring, flashlight.
  - (14) Handcuffs, ratchet type, double lock (two-link maximum).
  - (15) Helmet liner, MP (ceremonial only).
  - (16) Holster, pistol, black.
  - (17) Holster, Taser/stun gun, black.
  - (18) Lanyard, olive-drab, black or white.
  - (19) Whistle, patrolman, brass, black or olive-drab.
  - (20) Equipment, safety, as locally prescribed (for example, reflectorized vest or inclement weather).
  - (21) ACU patterned equipment is authorized for wear inside an Army corrections facility.
- c. *How worn.* The articles listed in paragraph b, above, are authorized, but not mandated for wear with the Class A, Class B, and utility uniforms by MP personnel while performing official MP law enforcement or corrections duties. The

articles may also be worn for ceremonial purposes as authorized by the provost marshal or commander. See figures 18-10 and 18-11 for examples.



**Figure 18–10. Military police accessories, male**

---



**Figure 18–11. Military police accessories, female**

---

**18–18. Neckgaiter**

- a. Type.* The neckgaiter is an optional purchase item.
- b. Description.* The neckgaiter is a dark brown or tan knitted cylindrical tube of approximately 10 x 15 inches, consisting of 90 percent polypropylene and 10 percent Lycra. The neckgaiter is camouflage compatible. One size fits all Soldiers.
- c. How worn.* The neckgaiter is authorized for optional wear with the combat uniforms, maternity work uniforms, and other cold-weather uniforms. It may be worn as a neck warmer, hood, balaclava, ear band, or hat in cold, windy, or dusty environments.

**18–19. Neck tabs, female**

- a. Black, dress.*
  - (1) *Type.* The black dress neck tab is an optional purchase item.

(2) *Description.* The material is polyester and cotton broadcloth in Army shade 305. It is a quarter-moon neck tab, which fits under the collar of the white formal blouses.

(3) *How worn.* The black dress neck tab is worn with the white formal blouse, with the white and blue mess and evening mess uniforms.

*b. Black, service.*

(1) *Type.* The black service neck tab is a clothing bag issue item.

(2) *Description.* The material is polyester and cotton, precured durable press, plain-weave poplin, in an inverted V-shape, in Army shade 305. The neck tab wraps around the neck under the collar of the female long- and short-sleeved, and tucked-in and overblouse service shirts, and fastens to itself with a hook-and-loop fastener. The neck tab design is one of overlapping tabs forming an angle.

(3) *How worn.* The neck tab is worn with the Class A uniform, and with the long- and short-sleeved, and tucked-in and overblouse styles service shirts. The neck tab is required for wear when the long-sleeved shirt is worn without the Class A coat. It is also required for wear when the long-sleeved and short-sleeved shirts are worn with the Class A coat. The neck tab is optional when the short-sleeved shirt is worn with the Class B uniform, and when either the short- or long-sleeved shirt is worn with the black pullover or cardigan sweater.

## **18–20. Neckties, male**

*a. Necktie, bow, black, dress or mess.*

(1) *Type.* The bow tie is an optional purchase item.

(2) *Description.* The material is black silk or satin of a commercial design, without stripes or figures. The bow has square ends not more than 2 1/2 inches wide.

(3) *How worn.* The black bow tie is worn with the Army dress uniform, and the white and blue mess uniform, after retreat.

*b. Necktie, bow, white, evening mess.*

(1) *Type.* The white bow tie is an optional purchase item.

(2) *Description.* The material is plain white silk or satin, or of the same material as the shirt, without stripes or figures, in a conventional, civilian full-dress style, not more than 2 1/2 inches wide.

(3) *How worn.* The white bow tie is worn with the Army white and blue evening mess uniform.

*c. Necktie, four-in-hand, black, service.*

(1) *Type.* The four-in-hand necktie is a clothing bag issue item.

(2) *Description.* The material is polyester, wool, tropical, or a similar type of woven fabric; a knitted fabric necktie also is authorized. The necktie will be two-fold, four-in-hand, with pointed ends. As an option, a pre-tied, snap-on necktie is authorized for wear.

(3) *How worn.*

(a) Personnel may wear the tie in a Windsor, half-Windsor, or four-in-hand knot. A conservative tie tack or tie clasp is authorized. The necktie is tied so it is no shorter than 2 inches above the top of the belt buckle, and so it does not extend past the bottom of the belt buckle.

(b) The black four-in-hand necktie is worn with the Class A uniform, and with the short- and long-sleeved service uniform shirts. The necktie is required for wear when the long-sleeved shirt is worn without the Class A coat, and when the short- and long-sleeved shirts are worn with the Class A coat. It is optional when the short-sleeved shirt is worn with the Class B uniform, and when either the short- or long-sleeved shirt is worn with the black pullover or cardigan sweater. The necktie is worn with the Army service/dress uniform before retreat or on duty. Personnel may wear the four-in-hand tie with the blue service/dress uniform after retreat, when the dress code is “military informal.”

## **18-Overcoat,ceremonial,blue**

*a. Type.* The Ceremonial Blue Overcoat (CBO) is an optional purchase item authorized for male or female General Officers, their aides-de-camp, their CSM, and their enlisted aides are authorized to wear the CBO with the white scarf.

(1) Upon reassignment, the General Officer and their CSM/SGM will retain the overcoat. The CBO will be turned in upon expiration term of service.

(2) The aide-de-camp and the enlisted aides must turn their CBO in the central issuing facility upon reassignment.

*b. Description.*

*c. How worn.* The CBO with the white scarf is worn on formal ceremonial occasions. The CBO is appropriate for wear when cold-weather conditions would reasonably preclude the wear of the Army Service Uniform coat alone. It is recognized that certain ceremonies, which may take place during periods of cold-weather, demand a level of formality and solemnity that cannot be achieved by wearing the standard black all-weather coat. Shoulder straps (shoulder boards with

ranks) will be worn on all the CBO for GOs. The ASU coat will not be worn under the CBO. The CBO will have rear pleats and should be worn with the white scarf.

#### **18–22. Overshoes, black**

- a. Type.* The overshoes are optional purchase items.
- b. Description.* The material is rubber or synthetic, of a commercial design.
- c. How worn.* The overshoes are for optional wear with oxford shoes by male personnel during inclement weather, when not in formation. They are worn with service, dress, and mess uniforms.

#### **18–23. Scarves**

- a. Dress, black.*
  - (1) *Type.* Black scarves are optional purchase items.
  - (2) *Description.* The material is wool, silk, or rayon of a commercial design, approximately 12 by 52 inches.
  - (3) *How worn.* The scarf is authorized for with the cold weather utility coats and ECWCS.
- b. Other.*
  - (1) *Type.* Olive green 208 scarves are organizational issue items.
  - (2) *Description.* The material is wool, flat-jersey knit, in olive green shade 208, in a tubular, seamless-type style with reinforced ends, 51 1/2 to 55 1/2 inches long, by 8 1/2 to 9 1/2 inches wide.
  - (3) *How worn.* The scarf is authorized for wear with the cold-weather utility coats (field jackets and ECWCS ). The scarf is worn with the lengths folded in half lengthwise and crossed left over right at the neck, with the ends of the scarf tucked neatly into the neckline of the outer garment. When worn properly, the folded portion of the scarf may be slightly visible above the collar of the outer garment.

#### **18–24. Shirts, white**

*Note:* See paragraphs 11–9 and 12–10 for the descriptions of the white shirts worn with the service and dress uniforms.

- a. Shirt, white, formal, female mess.*
  - (1) *Type.* The shirt is an optional purchase item.
  - (2) *Description.* There are two types of option purchase white formal female mess shirt authorized for wear:
    - (a) Type I:* The shirt is a tuck-in style made of polyester and cotton fabric, with a front closure containing seven removable, dome-shaped, pearl-like buttons. The shirt has three vertical rows of ruffles on each side of the front opening. It has short sleeves and a rounded collar. A quarter moon shaped neck tab is worn with this shirt.
    - (b) Type II:* The shirt is a tuck-in style made of polyester and cotton fabric, with a front closure containing seven removable, dome-shaped, pearl-like buttons. The shirt has short sleeves, a pleated front, and a rounded collar. A quarter moon shaped neck tab is worn with this shirt.
  - (3) *How worn.* The shirt is worn with mess and evening mess uniforms.
- b. Shirt, white, semiformal, dress, male mess.*
  - (1) *Type.* The shirt is an optional purchase item.
  - (2) *Description.* The shirt is a white, semiformal dress shirt with long sleeves, a soft bosom, French cuffs, and a standard turndown collar.
  - (3) *How worn.* The shirt is worn with the blue and white mess uniforms.
- c. Shirt, white, formal, male evening mess.*
  - (1) *Type.* The shirt is an optional purchase item.
  - (2) *Description.* The shirt is a white, formal dress shirt with long sleeves, a stiff bosom, French cuffs, and a wing collar.
  - (3) *How worn.* The shirt is worn with the evening mess uniforms.

#### **18–25. Shoes**

- a. Shoes, oxford, black, female.*
  - (1) *Type.* The shoes are clothing bag issue items.
  - (2) *Description.*
    - (a)* The shoes are made from an approved specification or pattern, or from a similar commercial design and are made of leather, poromeric, or patent leather. The shoe is dress tie-oxford style, with at least three eyelets and a closed toe and heel, with the heel no higher than 2 inches. The shoe is plain, with no design in the shoe material.
    - (b)* As an option, commanders may authorize females to wear an ankle-high boot, similar to a jodhpurs (riding) boot, when wearing slacks. If worn, the boot must be black, plain, without straps or buckles, with a noncontrasting heel and sole, and a heel no higher than 2 inches. An inconspicuously placed zipper is authorized.



(3) *How worn.* The oxford shoe is worn with the service, and garrison culinary uniforms.

*b. Optional footwear, inclement weather, female.*

(1) *Type.* The footwear is an optional purchase item.

(2) *Description.* The footwear is a commercially designed, over-the-foot boot in black leather, rubber, or other synthetic material. The boot must be plain and untrimmed, with heels no higher than 2 inches. The boots may have an inconspicuously placed zipper or snap-type closure and may not exceed 12 inches in height.

(3) *How worn.* Females may wear these commercial boots with service uniforms while going to or from duty in inclement weather. They also may wear these boots with the dress and mess uniforms in inclement weather, while in transit. Personnel will exchange the boots for standard footgear when indoors.

*c. Shoes, oxford, black, male.*

(1) *Type.* The shoes are clothing bag issue items.

(2) *Description.*

(a) The shoes are made from an approved specification or pattern, or from a similar commercial design and are made of leather, poromeric, or patent leather. The shoe is dress tie-oxford style, with at least three eyelets, and a closed toe and heel. The shoe is plain, with no design in the shoe material.

(b) As an option, commanders may authorize males to wear an ankle-high boot, similar to a jodhpurs (riding) or riding boot. If worn, the boot must be black, plain, without straps or buckles, with a noncontrasting heel and sole, and a heel no higher than 2 inches. An inconspicuously placed zipper is authorized.

(3) *How worn.* The oxford shoes are authorized for wear with service, dress, mess, evening mess, and garrison culinary uniforms.

*d. Optional footwear, inclement weather, male.*

(1) The footwear is an optional purchase item.

(2) The footwear is a commercially designed over-the-foot boot in black leather, rubber, or other synthetic material. The boot must be plain and untrimmed, with heels no higher than 2 inches. The boots may have an inconspicuously placed zipper or snap-type closure and may not exceed 12 inches in height.

(3) Males may wear these commercial boots with service uniforms while going to or from duty in inclement weather. They also may wear these boots with the dress and mess uniforms in inclement weather, while in transit. Personnel will exchange the boots for standard footgear when indoors.

*e. Shoes, pumps, black or white, female.*

(1) *Type.* Black service pumps are a one-time cash allowance item as part of the initial clothing bag allowance. White service pumps are optional purchase items.

(2) *Description.* The pumps are of a commercial design in fine grain leather, poromeric, or patent leather. Suede pumps are not authorized. The pumps are untrimmed, with a closed toe and heel. The heel must be at least 1/2 inch but no more than 3 inches. The sole thickness will not exceed 1/2 inch.

(3) *How worn.*

(a) Black service pumps are authorized for wear by all female personnel with the service, dress, and mess uniforms. The black service pumps are required for all female personnel.

(b) White service pumps are authorized for wear by all female personnel with the all-white mess uniforms.

*f. Shoes, dress, pumps, black or white, fabric.*

(1) *Type.* The shoes are optional purchase items.

(2) *Description.* The pumps are of a commercial design in black or white fabric. The pumps are untrimmed, with a closed toe and heel. The heel must be at least 1/2 inch but no more than 3 inches. The sole thickness will not exceed 1/2 inch. When a handbag is carried, the shoes and handbag must be made of the same material.

(3) *How worn.*

(a) Black dress fabric pumps are authorized for wear with the blue and white mess uniforms; with all evening mess uniforms; and with the Army dress uniform after duty hours.

(b) White dress fabric pumps are authorized for wear with the all-white mess uniform.

## **18–26. Socks**

*a. Socks, tan, green, or black, cushion sole.*

(1) *Type.* The socks are clothing bag issue items or optional purchase items.

(2) *Description.* The socks are tan, green, or black, stretch type, calf-length with a cushion sole.

(3) *How worn.* The cushion sole socks are worn by all personnel when wearing combat or organizationally issued boots. They can also be worn as a two-sock system with the standard liner sock (also called the black dress sock) for additional foot protection.

*b. Socks, black dress; sock, boot liner.*

- (1) *Type.* The socks are clothing bag issue items or optional purchase items .
  - (2) *Description.* The socks are made from an approved specification or commercial design. They are calf-length, black polyester and nylon.
  - (3) *How worn.* Black socks are worn with black oxford shoes.
- c. Stockings, sheer.
- (1) *Type.* The stockings are a one-time cash allowance as part of the initial clothing bag allowance.
  - (2) *Description.* The stockings are sheer or semisheer, without seams, and of tones complementary to the wearer's skin tone and to the uniform. No patterned or pastel stockings are authorized while in uniform.
  - (3) *How worn.* The stockings are worn with the service, dress, and mess uniforms. As an option when wearing slacks, females may wear black socks with the black oxford shoe or the optional ankle boots. The socks must be calf- length, plain, black cotton, or cotton and nylon (see para b, above).

### **18–27. Suspenders**

- a. *Type.* Suspenders are optional purchase items.
- b. *Description.* They are of commercial design.
- c. *How worn.* Males may wear suspenders with the dress, mess, and evening mess uniforms, as long as the suspenders are not visible when worn.

### **18–28. Sweaters**

- a. *Cardigan, black, unisex.*
- (1) *Type.* The black cardigan is an optional purchase item.
- (2) *Description.* The black cardigan is 50/50 acrylic and wool, in a long-sleeved coat style, with five buttons, and shoulder epaulets (see fig 18–12).



**Figure 18–12. Black unisex cardigan**

---

(3) *How worn.*

(a) The black cardigan is authorized for wear by all personnel with the Class B uniform, and by Senior Culinary Management NCOs with the Senior Culinary Management NCO uniform. Personnel may wear the black cardigan indoors or outdoors. When worn indoors, personnel may wear the cardigan buttoned or unbuttoned; when outdoors, personnel, except for pregnant Soldiers, must button all five buttons.


(b) When the black cardigan is worn with the long- or short-sleeved service uniform shirts, personnel have the option of wearing a necktie or neck tab. Personnel may wear the collar of the shirts inside or outside the cardigan. Personnel may cuff the sleeves of the black cardigan, but they may not roll or push up the sleeves.

(c) Officers and enlisted personnel in the rank of corporal or higher will wear shoulder marks on the epaulets of the black cardigan. Personnel will not wear the nameplate, DUI, or RDI on the black cardigan. Personnel may wear the black cardigan without rank insignia when wearing civilian clothes.

*b. Pullover, black, unisex.*

(1) *Type.* The black pullover is an optional purchase item.

(2) *Description.* The black pullover is available in either 100-percent wool or 100-percent acrylic, in a V-neck style, with shoulder, elbow, and chest patches made in a polyester and cotton fabric (see fig 18–13).



**Figure 14–13. Black pullover**

---

(3) *How worn.*

(a) The black pullover is authorized for wear by all personnel with the Class B uniform and by Senior Culinary Management NCOs with the Senior Culinary Management NCO uniform.

(b) When the black pullover is worn with the long- or short-sleeved service uniform shirts, personnel have the option of wearing a necktie or neck tab. Personnel will wear the collar of the shirts outside the black pullover if they do not wear a necktie or neck tab. Personnel may cuff the sleeves of the black pullover, but they may not roll or push up the sleeves.

(c) Officers and enlisted personnel in the rank of corporal or higher will wear shoulder marks on the epaulets of the black pullover. The nameplate is worn centered 1/4 inch above the bottom of the chest patch, and the DUI is worn centered above the nameplate, from left to right and from top to bottom on the chest patch. Soldiers not authorized a DUI will wear the RDI instead of a DUI. Chaplains will wear their branch insignia in lieu of the DUI or RDI. Recruiters will wear the recruiting badge in lieu of the DUI or RDI. Personnel may adjust the placement of the nameplate and insignia up or down on the patch, to allow for larger sized DUI or RDI, or to adjust to body configuration.

(d) Personnel may wear the black pullover under the black all-weather coat and black windbreaker. When worn under the windbreaker, the black pullover must not be visible below the windbreaker. Personnel may wear the black pullover without insignia when wearing civilian clothes.

### **18–29. Umbrella**

a. *Type.* The umbrella is an optional purchase item.

b. *Description.* The umbrella is black, plain, with no logos or designs, and of a commercial design.

*c. How worn.* Soldiers may carry and use an umbrella, only during inclement weather, when wearing the service (Class A and Class B), dress, and mess uniforms. Umbrellas are not authorized in formations or when wearing field or utility uniforms. Commanders may further restrict Soldiers' use of umbrellas, as appropriate.

### **18–30. Undergarments**

*a. Brassieres and underpants (female).*

(1) *Type.* Brassieres and underpants are a one-time cash allowance purchase as part of the initial clothing bag allowance.

(2) *Description.* Brassieres and underpants may be of a commercial design, in white, black, or other neutral colors that are not readily apparent when worn under the uniform. The category of brassieres also includes sports bras.

(3) *How worn.* Females will wear brassieres and underpants with all uniforms.

*b. Camisole (female).*

(1) *Type.* The camisole is an optional purchase item.

(2) *Description.* The camisole is of a commercial design in white, black, or other neutral colors not readily apparent under the uniform.

(3) *How worn.*

(a) Females are authorized to wear the camisole with all uniforms. The camisole is not a substitute for the tan or sand 499 undershirt when the tan or sand 499 undershirt is normally part of the uniform (such as the ACU, flight uniform, cold-weather uniform, and so forth).

(b) The camisole is not a substitute for brassieres. Females will ensure that uniforms fit properly when wearing the camisole.

*c. Drawers (male).*

(1) *Type.* Drawers are clothing bag issue items or optional purchase items for males.

(2) *Description.* The drawers are brown, in brief length.

(3) *How worn.* Males will wear drawers with all uniforms. Either the brief or boxer style drawers are authorized for wear. Males also may wear commercially purchased brief or boxer versions of drawers, in white, brown, tan, sand, or other neutral colors.

*d. Slips (female).*

(1) *Type.* Slips are a one-time cash allowance purchase as part of the initial clothing bag allowance.

(2) *Description.* Slips will be of a commercial design, in white, black, or other neutral colors not readily apparent under the uniform.

(3) *How worn.* Females will wear slips with the service, dress, and mess skirts, and with the garrison culinary dresses.

*e. Undershirt, sand or tan 499 (male and female).*

(1) *Type.* The undershirt is a clothing bag issue item or optional purchase items.

(2) *Description.* The material is cotton knitted cloth or 50 percent cotton and 50 percent polyester, with quarter-length sleeves and a crew neck, or is of a similar commercial design.

(3) *How worn.* All personnel will wear the sand or tan 499 undershirt with all utility uniforms, except for and garrison culinary uniforms.

(4) *Foliage green undershirt alternative.* Is a standard 100 percent cotton green undershirt and is authorized for wear in lieu of the sand or tan 499 undershirt, by those Soldiers in jobs that have an associated flame risk or hazard. Those Soldiers authorized wear are outlined in CTA 50–900, table 4. The foliage green undershirt is required to support those individuals in armor and aviation fields that cannot wear the sand or tan 499 moisture-wicking t-shirt, to include fuel handlers and others who handle hazardous materials.

*f. Undershirt, white, crew neck (male).*

(1) *Type.* The crew neck undershirt is a clothing bag issue item for males.

(2) *Description.* The white undershirt is of a commercial design, short-sleeved, in a crew neck style.

(3) *How worn.*

(a) Males wear the white crew neck undershirt with the service, dress, mess, and garrison culinary uniforms.

(b) Personnel are not authorized to wear the white crew neck undershirt with the ACU, flight uniforms, CVC uniforms, or other utility or field uniforms that require wearing the sand or tan 499 undershirt.

*g. Undershirt, white, V-neck .*

(1) *Type.* The V-neck undershirt is an optional purchase item for all Soldiers.

(2) *Description.* The white V-neck undershirt is of a commercial design, short-sleeved, in a V-neck style.

(3) *How worn.*

(a) Soldiers may wear the V-neck undershirt with the service, dress, mess, and garrison culinary uniforms. Females may not substitute the V-neck undershirt for brassieres, and they must ensure that uniforms fit properly when wearing the V-neck undershirt. Males may not substitute the V-neck undershirt for the crew neck undershirt.

(b) Personnel are not authorized to wear the white V-neck undershirt with the ACU, flight uniforms, CVC uniforms, or other utility or field uniforms that require wearing the sand or tan 499 undershirt.

**18-31. Vest, white, male**

a. *Type.* The vest is an optional purchase item.

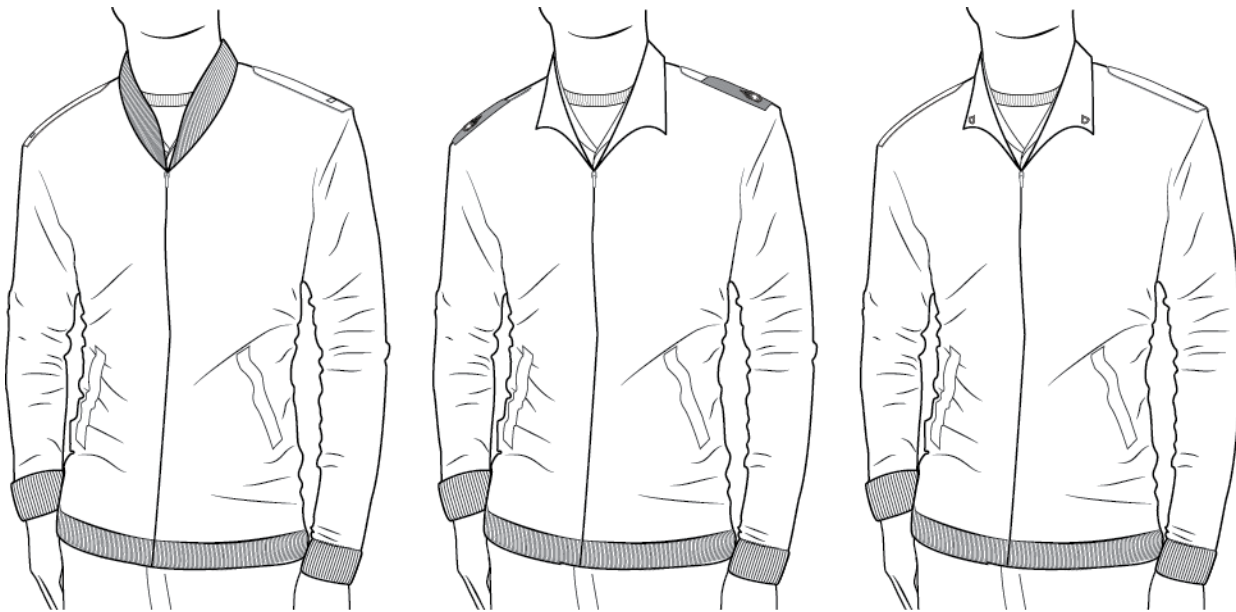
b. *Description.* The materials are cotton twill, white; polyester and wool-blended fabrics in tropical, white; polyester and wool-blended fabrics in twill weave, white; or polyester-textured woven serge, white. The white vest is single-breasted, cut low with a rolling collar and pointed bottom, and fastened with three detachable, small white buttons.

c. *How worn.* Male personnel will wear the white vest when wearing the Army white or blue evening mess uniforms .

**18-32. Windbreaker, black**

a. *Type.* The windbreaker is an optional purchase item.

b. *Description.* The black windbreaker is made of polyester and wool (65/35), in Army shade 458, and has a hook-and-loop-in liner. The officer windbreaker has a knit collar, cuffs, and waist. The enlisted windbreaker has a standard collar, knit cuffs, and waist. Female windbreakers have bust darts. Females are authorized to wear the female or male windbreakers (see fig 18-14).



Officer

Noncommissioned Officer

Enlisted

Figure 18-14. Windbreakers

c. *How worn.* All personnel may wear the windbreaker with the Class B and garrison culinary uniforms. Personnel will not wear the windbreaker in formations unless authorized by the commander. Personnel will wear the windbreaker zipped to at least the second button down from the top of the shirt. Officers wear nonsubdued pin-on grade insignia on the shoulder loops of this coat. Noncommissioned officers wear shoulder marks on the shoulder loops. Enlisted personnel wear nonsubdued grade insignia on the collars. Personnel may wear the windbreaker without insignia when wearing civilian clothing.

## Chapter 19 Wear of Insignia and Accouterments

### 19–1. General

See AR 670–1 for general policy regarding wear of insignia and accouterments.

### 19–2. General description

*a. Material.* Officers may wear embroidered insignia in lieu of nonsubdued metal insignia on mess and evening mess uniforms. All personnel may wear either subdued embroidered cloth insignia or subdued metal insignia on utility uniforms; they may not mix the two. When personnel sew on badges, the following must also be sewn on the utility uniform coat: nametape, U.S. Army tape, and grade insignia. This requirement does not apply to the patrol cap. If a Soldier sews on a U.S. Army tape, nametape, or grade insignia, then all three items must be sewn on. Soldiers may wear subdued pin-on badges with sewn on name tape, U.S. Army tape, and grade insignia. Subdued embroidered insignia is on a cloth backing and will not be embroidered directly on the uniform. Personnel may not wear embroidered, sew-on subdued insignia on organizational items, unless otherwise specified in this pamphlet.

*b. Attachment.* Personnel will attach insignia directly on the uniform so that it rests firmly without turning. Soldiers will ensure that embroidered cloth insignia is sewn on the uniform so the stitching blends inconspicuously with the background material. Visible objects, such as clear badge holders worn on the outside of the uniform, are not authorized to aid in affixing insignia to the uniform.

### 19–3. Headgear insignia

*a. Service cap, Army blue, male; and hat, drill sergeant, male .* Male personnel wear the following insignia, secured through the front eyelet, on the service cap and drill sergeant hat.

(1) *Officers.* The insignia is the coat of arms of the United States, 2 3/8 inches in height, in gold-colored metal (see fig 19–1). It is worn by commissioned officers and warrant officers.



Figure 19–1. Service cap insignia, officer, male

(2) *Sergeant Major of the Army.* The insignia is the coat of arms of the United States within a wreath, 1–15/16 inches in height, in gold-colored metal (see fig 19–2).



**Figure 19–2. Service cap insignia, Sergeant Major of the Army**

---

(3) *Enlisted personnel.* The insignia is a plain, gold-colored disk, 1 1/2 inches in diameter, with a gold-colored metal coat of arms of the United States attached to the disk (see fig 19–3).

---



**Figure 19–3. Service cap insignia, enlisted, male**

---

*b. Service hat, Army blue, female; and hat, drill sergeant, female.* Female personnel wear the headgear insignia centered on the hatband of the service hat. On the drill sergeant hat, the insignia is worn centered between the top of the hat and the hatband.

(1) *Officers.* The insignia is the coat of arms of the United States, 1 5/8 inches in height, in gold-colored metal (see fig 19–4). It is worn by commissioned officers and warrant officers.





**Figure 19–4. Service cap insignia, officer, female**

---

(2) *Enlisted personnel.* The insignia is the coat of arms of the United States, within a ring that is 1 3/4 inches in diameter, in gold-colored metal (see fig 19–5).

---

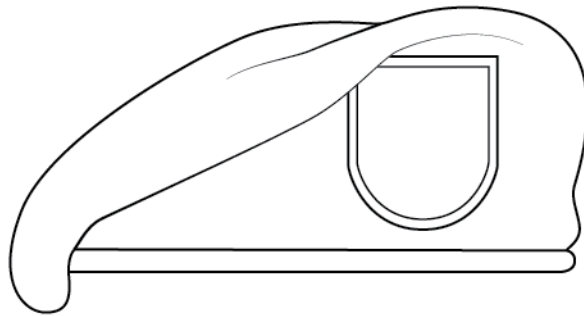


**Figure 19–5. Service cap insignia, enlisted female**

---

*c. Beret (black, tan, green, and maroon).* See paragraph 18–3 for additional beret wear guidance. Personnel will wear the following insignia on berets:

(1) Soldiers assigned to units authorized an organizational beret (maroon, tan, green) and all Special Forces Soldiers wear their unit's distinctive flashe on the beret. All other Soldiers wear the Army flash on the black beret, unless authorization for another flash was granted before implementing the black beret as a standard Army headgear. The flash is sewn centered on the stiffener of the beret, with noncontrasting thread (see fig 19–6).

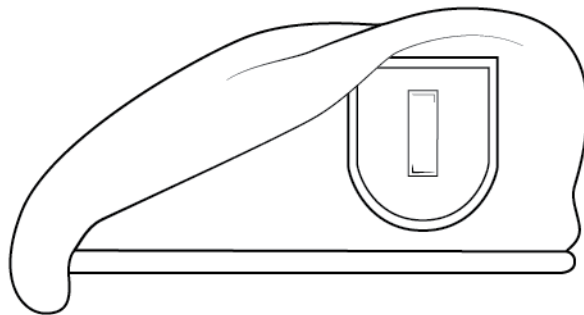


**Figure 19–6. Beret with flash**

---

(2) Officers wear nonsubdued grade insignia centered on the flash; chaplains wear their branch insignia (see fig 19–7). See paragraph 19–5*b*(1)(*c*) for wear guidance of general officer grade insignia on the beret.

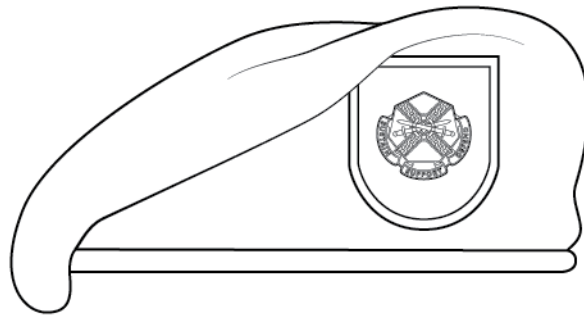
---



**Figure 19–7. Beret with flash, officer**

---

(3) Enlisted personnel wear their DUI centered on the flash. Soldiers assigned to units without a DUI wear the RDI on the flash (see fig 19–8).



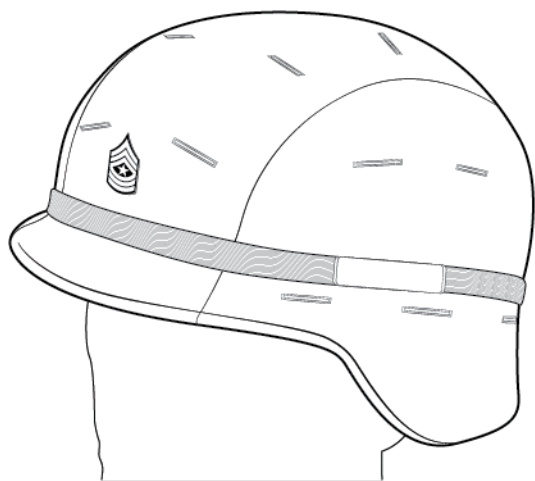
**Figure 19–8. Beret with flash, enlisted**

---

*d. Helmet liner and helmet camouflage cover.* Only the insignia prescribed below is authorized for wear on the helmet liner or helmet camouflage cover, as indicated. Personnel will not alter the color of the helmet except for safety or training requirements.

(1) *All personnel, except chaplains.* All personnel, except chaplains, wear their subdued grade insignia centered on the front of the camouflage cover, approximately 2 1/2 inches up from the bottom rim (see fig 19–9). Subdued pin-on or embroidered sew-on grade insignia is authorized for wear on the camouflage cover. Commanders may not require enlisted Soldiers to attach embroidered grade insignia, unless it is issued and attached without cost to the Soldier. Wearing name-tapes or using other means to apply names to helmet bands is determined by the commander and is provided to Soldiers at no cost.

*Note.* Chaplains wear their subdued branch insignia, in lieu of grade insignia.




**Figure 19–9. Helmet cover with rank insignia**

---

(2) *Military police personnel.* MP personnel may have the letters “MP” in white, centered on the front of the helmet liner, 1 1/2 inches up from the bottom rim (see fig 19–10). On helmets with camouflage covers, MP personnel are authorized to have the letters “MP” in black, 1 1/2 inches up from the rim. Personnel will center their grade insignia 1/2 inch above the white or black “MP” letters. Helmets also must have a painted stripe, 1 1/4 inches wide and 2 inches up from the bottom rim, parallel to the rim and following the contour of the helmet liner. As an option, MP personnel may wear the numerical designation of their unit and DUI over the left and right ears, respectively, centered on the painted stripe. Personnel will wear the following color stripes on the helmet liner:


---



**Figure 19–10. Helmet insignia, military police**

---

(a) *Division units.* A red stripe, 1 1/4 inches wide (see fig 19–11).




**Figure 19–11. Helmet insignia, military police division unit**

---

*(b) Corps units.* A blue stripe, 5/8 inch wide, above a 5/8 inch wide red stripe (see fig 19–12).


---



**Figure 19–12. Helmet insignia, military police corps unit**

---

*(c) Army units.* A white stripe, 5/8 inch wide, above a 5/8 inch wide red stripe (see fig 19–13).



**Figure 19–13. Helmet insignia, military police Army unit**

---

*(d) All other military police units.* A white stripe, 1 1/4 inches wide (see fig 19–11).

*e. Patrol cap, and sun (boonie) hat.* Enlisted personnel, officers, and warrant officers will wear subdued grade insignia on the patrol cap and sun (boonie) hat. Grade insignia (branch insignia for chaplains) is centered on the front of the headgear left to right, and top to bottom; no other insignia other than the nametape is worn on the headgear (see figs 19–14 and 19–15).

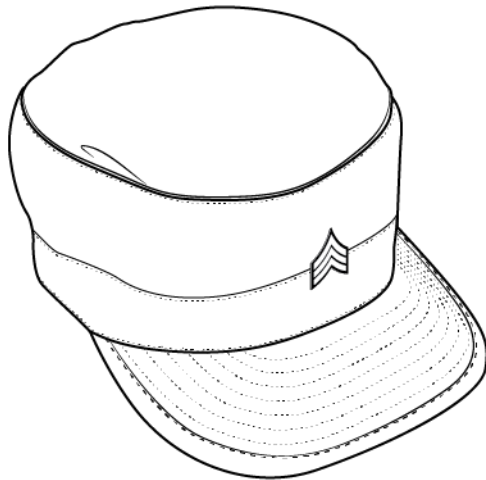


Figure 19–14. Patrol cap insignia, enlisted

---

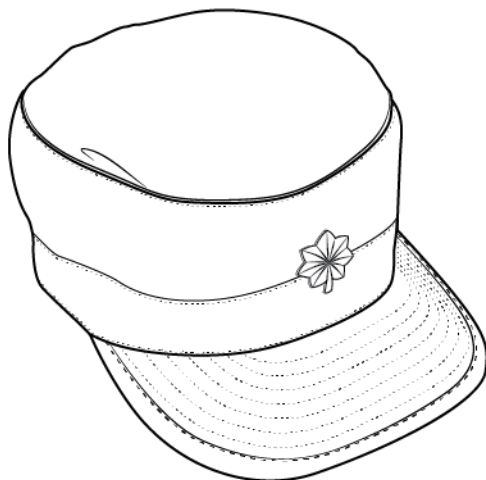


Figure 19–15. Patrol cap insignia, officer

---

#### 19–4. U.S. insignia

*a. All officers.*

(1) *Description.* The U.S. insignia consists of the block letters, “U.S.” in gold-colored metal, 7/16 inch in height, with each letter followed by a period (see fig 19–16).



Figure 19–16. U.S. insignia, officer

---

(2) *How worn.*

(a) *Male officers.* On the male Army service/dress uniform coat, officers wear the U.S. insignia  $\frac{5}{8}$  inch above the notch on both collars, with the centerline of the insignia bisecting the notch, and parallel to the inside edge of the lapel (see fig 19–17).

---


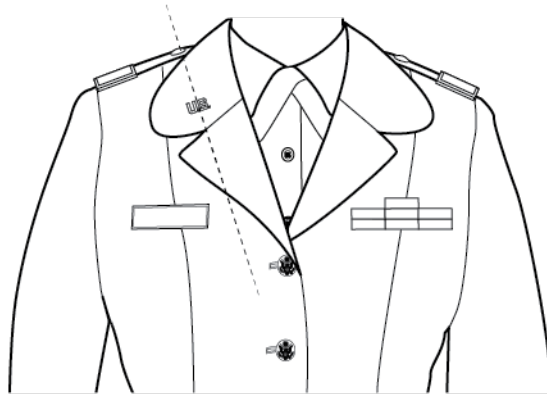


Figure 19–17. Wearing U.S. insignia, officer, male

---

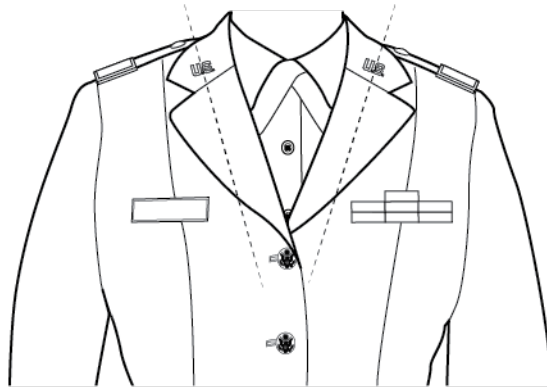
(b) *Female officers.* There are two versions of the female Army service/dress uniform coat: the old version produced prior to 10 August 1992, and the new version produced after that date. On the old version of the female service/dress uniform coat, the U.S. insignia is centered 1 inch above the notch on the right collar, with the centerline of the insignia bisecting the notch, and parallel to the inside edge of the lapel (see fig 19–18). On the new version of the female service/dress uniform coat, the U.S. insignia is centered on both collars, approximately  $\frac{5}{8}$  inch up from center of the collar and lapel seam, with the centerline of the insignia parallel to the inside edge of the lapel (see fig 19–19).





**Figure 19–18. Wearing U.S. insignia, officer, female, (old version)**

---




**Figure 19–19. Wearing U.S. insignia, officer, female (new version)**

---

*b. Enlisted personnel.*

(1) *Description.* The enlisted U.S. insignia consists of the block letters “U.S.” in gold-colored metal, 7/16 inch in height, with each letter followed by a period. The “U.S.” is placed on a 1-inch diameter disk in gold-colored metal (see fig 19–20).




**Figure 19–20. U.S. insignia, enlisted**

---

*(2) How worn.*

*(a) All male enlisted personnel except basic trainees.* On the male Army service/dress uniform coat, the bottom of the U.S. insignia disk is placed approximately 1 inch above the notch, centered on the right collar, with the centerline of the insignia parallel to the inside edge of the lapel (see fig 19–21).

---



**Figure 19–21. Wearing U.S. insignia, enlisted, male**

---

*(b) All female enlisted personnel except basic trainees.* There are two versions of the female Army service/dress uniform coat: the old version produced prior to 10 August 1992, and the new version produced after that date. On the old version of the female service/dress uniform coat, the bottom of the U.S. insignia disk is centered approximately 1 inch above the notch on the right collar, with the centerline of the insignia bisecting the notch, and parallel to the inside edge of the lapel (see fig 19–22). On the new versions of the female service/dress uniform coat, the bottom of the U.S. insignia disk is centered on the right collar, approximately 5/8 inch up from center of the collar and lapel seam, with the centerline of the insignia parallel to the inside edge of the lapel (see fig 19–23).

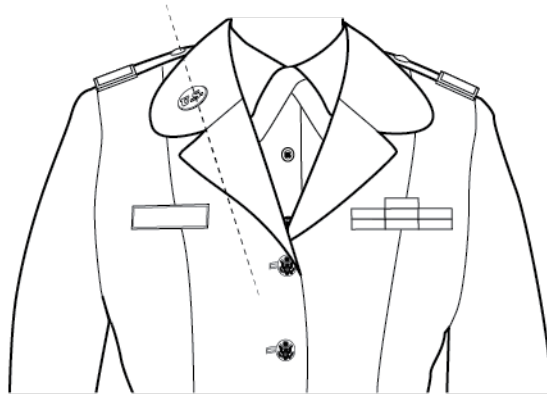


Figure 19–22. Wearing U.S. insignia, enlisted, female (old version)

---




Figure 19–23. Wearing U.S. insignia, enlisted, female (new version)

---

(c) *Basic trainee personnel.* The U.S. insignia is worn on both collars of the Army service/dress uniform coat in the same manner as described for enlisted male and female personnel above. Upon award of their primary military occupational specialty (PMOS), trainee personnel will wear the appropriate branch insignia on the left collar, in accordance with paragraphs 19–10 and 19–12.

c. *Criminal Investigation Division special agents.* When wearing utility uniforms, special agents of CID (MOS 31D and 311A) may wear the subdued U.S. insignia in lieu of insignia of rank, as directed by the Commanding General, U.S. Army Criminal Investigation Command.

(1) *Description.* The subdued U.S. insignia consists of the block letters “U.S.” in black-colored metal, 7/16 inch in height, with each letter followed by a period.

(2) *How worn.* Subdued U.S. insignia is worn in lieu of subdued rank insignia on combat uniforms, cold weather gear, headgear, and other uniform or OCIE items on which rank is normally worn. The subdued U.S. insignia will be worn in the same manner prescribed for subdued rank for the uniform item on which it is worn.

#### 19–5. Grade insignia for general officers

a. *Description.* The grade insignia described below applies to male and female general officers.

(1) *General.* The nonsubdued grade insignia has four silver-colored, five-pointed stars, each 1 inch in diameter. Medium silver-colored stars, 3/4 inch in diameter, and miniature silver-colored stars, 5/8 inch in diameter, also are authorized. The general officer subdued grade insignia will be 3/4 inch stars point to vertex, 1/8 inch apart. The subdued grade insignia will be four black stars embroidered on the camouflage pattern, 2 inches by 3 1/4 inches overall, with both hook-and-loop fastener attached for wear on utility uniforms and ECWCS (see fig 19–24).



**Figure 19-24. Insignia of grade, general**

---


(2) *Lieutenant general*. The nonsubdued grade insignia has three silver-colored, five-pointed stars, each 1 inch in diameter. Medium silver-colored stars  $\frac{3}{4}$  inch in diameter and miniature silver-colored stars,  $\frac{5}{8}$  inch in diameter, also are authorized. The subdued lieutenant general grade insignia will be three black stars embroidered on the matching camouflage pattern, 2 inches by  $3\frac{1}{4}$  inches, and will have both hook-and-loop fastener attached for wear on utility uniforms and ECWCS (see fig 19-25).



**Figure 19–25. Insignia of grade, lieutenant general**

---

(3) *Major general.* The nonsubdued grade insignia has two silver-colored, five-pointed stars, each 1 inch in diameter. Medium silver-colored stars, 3/4 inch in diameter, and miniature silver-colored stars, 5/8 inch in diameter, also are authorized. The subdued major general grade insignia will be two black stars embroidered on the matching camouflage pattern, 2 inches by 2 inches, overall with hook-and-loop fastener for wear on utility uniforms and ECWCS (see fig 19–26).



**Figure 19–26. Insignia of grade, major general**

---

(4) *Brigadier general*. The nonsubdued grade insignia has one silver-colored, five-pointed star, 1 inch in diameter. Medium silver-colored stars, 3/4 inch in diameter, and miniature silver-colored stars, 5/8 inch in diameter, also are authorized. The subdued brigadier general grade insignia will be one black star embroidered on the matching camouflage pattern, 2 inches by 2 inches overall, with hook-and-loop fastener for wear on utility uniforms and ECWCS (see fig 19–27).



**Figure 19–27. Insignia of grade, brigadier general**

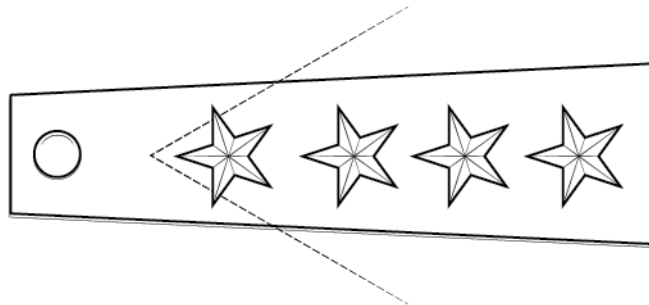
---

*b. How worn.*

(1) *Nonsubdued.*

(a) The appropriate number of stars is worn centered on the shoulder loops, equidistant between the outside edge of the shoulder loop and the outer edge of the shoulder loop button on the all-weather coat and the windbreaker. Stars are worn “point to V” on shoulder loops (see fig 19–28).

---

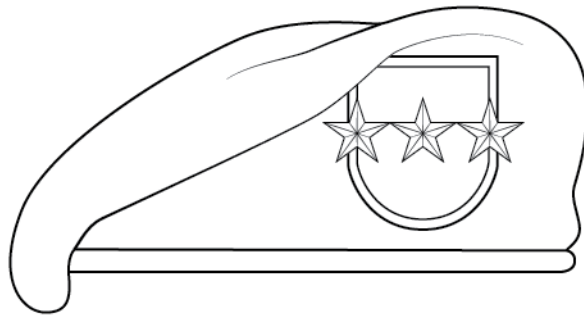


**Figure 19–28. Insignia of grade, general officers, on shoulder loop**

---

(b) Shoulder marks with the appropriate number of stars are worn on the service uniform long- and short-sleeved shirts, the black unisex cardigan sweater, and the black pullover sweater.

(c) The appropriate number of stars is worn centered on the beret flash, point to point. General officers may wear full-, medium-, or miniature-sized stars on the beret. Stars are centered horizontally on the flash point-to-point, and they may be mounted on a bar as an option. Overlapping the stars beyond the flash is authorized (see fig 19–29).



**Figure 19–29. Insignia of grade, general officers, on beret**

---

(d) General officers may wear medium or miniature stars in lieu of regular-sized stars. As an option, general officers may mount full-sized, medium, or miniature stars on a bar for wear on coats, jackets, and the beret. When this option is chosen, the bar is worn centered on the shoulder loop or beret flash.


(2) *Subdued.* The subdued grade insignia point-to-point stars are worn on the patrol cap and sun (boonie) hat centered on the front of the headgear left to right and top to bottom, and centered on the front of the camouflage helmet cover approximately 2 1/2 inches up from the bottom rim, as prescribed in paragraph 19–3, above.

#### **19–6. Grade insignia for other officers**

*a. Description.* The insignia described below applies to both male and female officers.

(1) *Colonel.* The nonsubdued colonel grade insignia is a silver-colored spread eagle, in a shiny finish, 3/4 inch high, with 1 1/2 inches between the tips of the wings. The head of the eagle faces to the wearer's right or to the front. The subdued colonel grade insignia is the same as above, except the color is black (see fig 19–30). The subdued colonel grade insignia will be embroidered on a camouflage pattern background 2 inches by 2 inches, with hook-and-loop fastener for wear on utility uniforms and ECWCS.





Right shoulder



Left shoulder

Figure 19–30. Insignia of grade, colonel

---

(2) *Lieutenant colonel*. The nonsubdued lieutenant colonel grade insignia is a silver-colored oak leaf, in a satin finish with an irregular surface, 1 1/8 inches high and 1 inch wide. The leaf is worn with the stem facing the outside shoulder seam. The subdued lieutenant colonel grade insignia is the same as above, except the color is black (see fig 19–31). The subdued lieutenant colonel grade insignia will be embroidered on a camouflage pattern background, 2 inches by 2 inches, with hook-and-loop fastener for wear on utility uniforms and ECWCS.

---





Figure 19–31. Insignia of grade, lieutenant colonel (silver)

---

(3) *Major*. The nonsubdued major grade insignia is a gold-colored oak leaf, in a satin finish with an irregular surface, 1 1/8 inches high and 1 inch wide. The leaf is worn with the stem facing the outside shoulder seam. The subdued major grade insignia is the same as above, except the color is brown (see fig 19–32). The subdued major grade insignia will be embroidered on a camouflage pattern background 2 inches by 2 inches with hook-and-loop fastener for wear on utility uniforms and ECWCS.

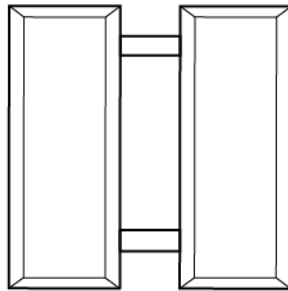


**Figure 19–32. Insignia of grade, major (gold)**

---

(4) *Captain.* The nonsubdued captain grade insignia is two silver-colored bars, each  $\frac{3}{8}$  inch in width and 1 inch in length, with a smooth surface. The bars are spaced  $\frac{1}{4}$  inch apart and are worn lengthwise on shirt collars, parallel to the shoulder seam on shoulder loops. The subdued captain grade insignia is the same as above, except the color is black (see fig 19–33). The subdued captain grade insignia will be embroidered on the camouflage pattern background, 2 inches by 2 inches, with hook-and-loop fastener for wear on utility uniforms and ECWCS.

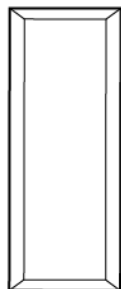
---



**Figure 19–33. Insignia of grade, captain**

---

(5) *First lieutenant.* The nonsubdued first lieutenant grade insignia is one silver-colored bar,  $\frac{3}{8}$  inch in width and 1 inch in length, with a smooth surface. The bar is worn lengthwise on shirt collars, parallel to the shoulder seam on shoulder loops. The subdued first lieutenant grade insignia is the same as above, except the color is black (see fig 19–34). The subdued first lieutenant grade insignia will be embroidered on the camouflage pattern background, 2 inches by 2 inches, with hook-and-loop fastener for wear on utility uniforms and ECWCS.



**Figure 19–34. Insignia of grade, first lieutenant (silver)**

---

(6) *Second lieutenant.* The nonsubdued second lieutenant grade insignia is one gold-colored bar, 3/8 inch in width and 1 inch in length, with a smooth surface. The bar is worn lengthwise on shirt collars, parallel to the shoulder seam on shoulder loops. The subdued second lieutenant grade insignia is the same as above, except the color is brown (see fig 19–35). The subdued second lieutenant grade insignia will be embroidery on a camouflage pattern background, 2 inches by 2 inches, with hook-and-loop fastener for wear on utility uniforms and ECWCS.


---



**Figure 19–35. Insignia of grade, second lieutenant (gold)**

---

(7) *Chief warrant officer 5.* The nonsubdued CW5 grade insignia is a silver-colored bar, 3/8 inch in width and 1 1/8 inches in length, with a black line in the center of the bar. The bar is worn lengthwise on shirt collars, parallel to the shoulder seam on shoulder loops. The subdued CW5 grade insignia is the same as above, except that the color is olive drab with black squares (see fig 19–36). The subdued CW5 grade insignia will be embroidery on a camouflage pattern background, 2 inches by 2 inches, with hook-and-loop fastener for wear on utility uniforms and ECWCS .



**Figure 19–36. Insignia of grade, chief warrant officer 5**

---

(8) *Chief warrant officer 4.* The nonsubdued CW4 grade insignia is a silver-colored bar, 3/8 inch in width and 1 1/8 inches in length, with four black enamel squares. The bar is worn lengthwise on shirt collars, parallel to the shoulder seam on shoulder loops. The subdued CW4 grade insignia is the same as above, except that the color is olive drab with black squares (see fig 19–37). The subdued CW4 grade insignia will be embroidered on a camouflage pattern background, 2 inches by 2 inches, with hook- and-loop fastener for wear on utility uniforms and ECWCS.

---



**Figure 19–37. Insignia of grade, chief warrant officer 4**

---

(9) *Chief warrant officer 3.* The nonsubdued CW3 grade insignia is a silver-colored bar, 3/8 inch in width and 1 1/8 inches in length, with three black enamel squares. The bar is worn lengthwise on shirt collars, parallel to the shoulder seam on shoulder loops. The subdued CW3 grade insignia is the same as above, except that the color is olive drab with black squares (see fig 19–38). The subdued CW3 grade insignia will be embroidered on a camouflage pattern background, 2 inches by 2 inches, with hook- and-loop fastener for wear on utility uniforms and ECWCS.




**Figure 19–38. Insignia of grade, chief warrant officer 3**

---

(10) *Chief warrant officer 2 (CW2)*. The nonsubdued CW2 grade insignia is a silver-colored bar, 3/8 inch in width and 1 1/8 inches in length, with two black enamel squares. The bar is worn lengthwise on shirt collars, parallel to the shoulder seam on shoulder loops. The subdued CW2 grade insignia is the same as above, except that the color is olive drab with black squares (see fig 19–39). The subdued CW2 grade insignia will be embroidered on a camouflage pattern background, 2 inches by 2 inches, with hook- and-loop fastener for wear on utility uniforms and ECWCS.

---



**Figure 19–39. Insignia of grade, chief warrant officer 2**

---

(11) *Warrant officer 1 (WO1)*. The nonsubdued WO1 grade insignia a silver-colored bar, 3/8 inch in width and 1 1/8 inches in length, with one black enamel square. The bar is worn lengthwise on shirt collars, parallel to the shoulder seam on shoulder loops. The subdued WO1 grade insignia is the same as above, except that the color is olive drab with one black square (see fig 19–40). The subdued WO1 grade insignia will be embroidered on a camouflage pattern background, 2 inches by 2 inches, with hook- and-loop fastener for wear on utility uniforms and ECWCS.



**Figure 19–40. Insignia of grade, warrant officer one**

---

*b. How worn.*

(1) Nonsubdued. On the all-weather coat and the windbreaker, officer grade insignia is worn on the shoulder loops, 5/8 inch from the outside shoulder seam, and centered front to back (see fig 19–41). See paragraph –3 for guidelines on head-gear grade insignia.

---



**Figure 19–41. Insignia of grade, other officers, on shoulder loops**

---

(2) Subdued. All officers will wear subdued grade insignia on utility uniforms, the cold-weather coat, and on the ECWCS jackets. On the utility uniforms, the subdued grade insignia will be worn centered on the front hook and loop face pad. On the ECWCS jackets, the subdued insignia is worn either centered on the hook- and-loop face pad or centered on the front tab. Wearing cloth rank insignia tab on the front tab of the ECWCS parka is authorized, as described in paragraph 19–8*d*, below.

### 19-7. Grade insignia for enlisted personnel

a. *Description.* The insignia described below applies to both male and female enlisted personnel.

(1) The Sergeant Major of the Army (SMA): three chevrons above three arcs, with the eagle from the Great Seal of the United States centered between two five-pointed stars, centered horizontally between the chevrons and arcs (see fig 19-42).

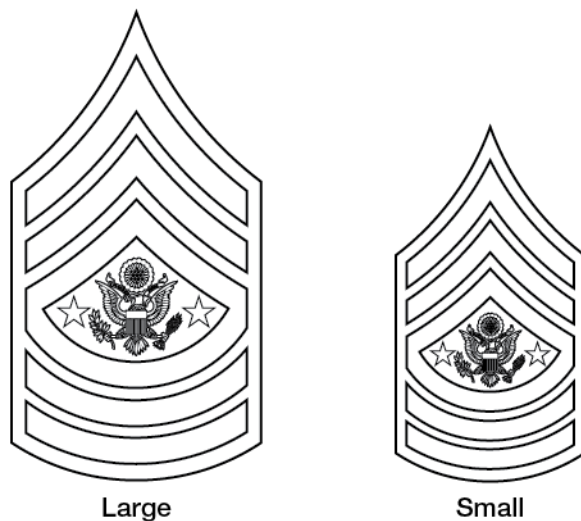


Figure 19-42. Insignia of grade, Sergeant Major of the Army

(2) *Command sergeant major:* three chevrons above three arcs, with a five-pointed star within a wreath between the chevrons and arcs (see fig 19-43).

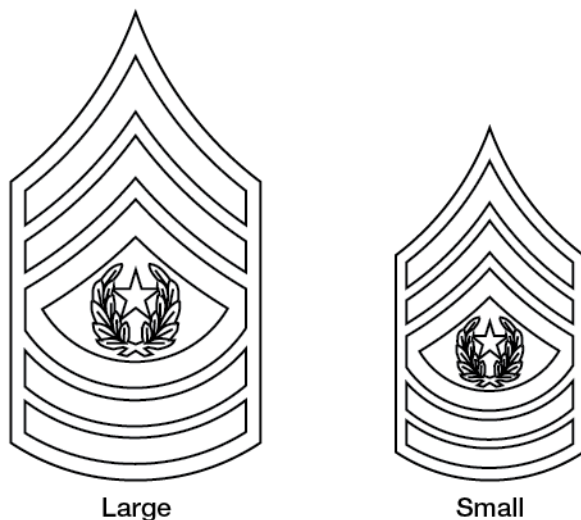


Figure 19-43. Insignia of grade, command sergeant major

(3) *Sergeant major:* three chevrons above three arcs, with a five-pointed star between the chevrons and arcs (see fig 19-44).

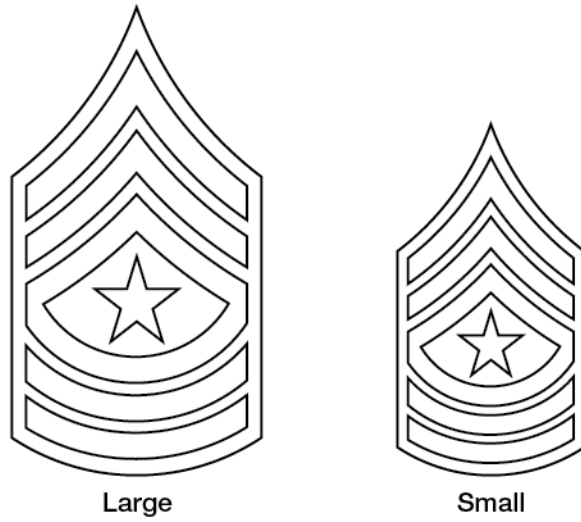


Figure 19–44. Insignia of grade, sergeant major

---

(4) *First sergeant*: three chevrons above three arcs, with a pierced lozenge between the chevrons and arcs (see fig 19–45).

---

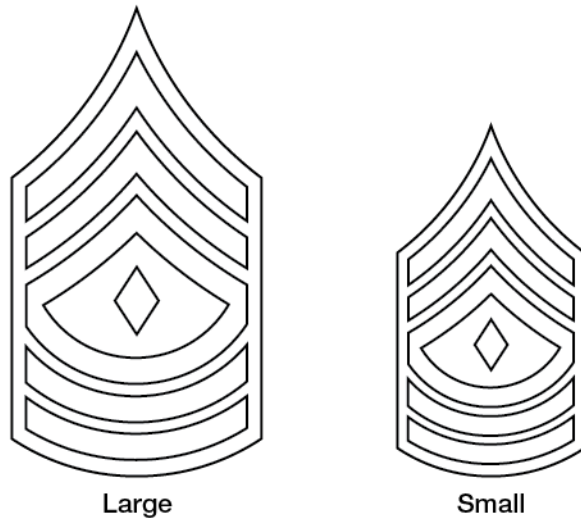
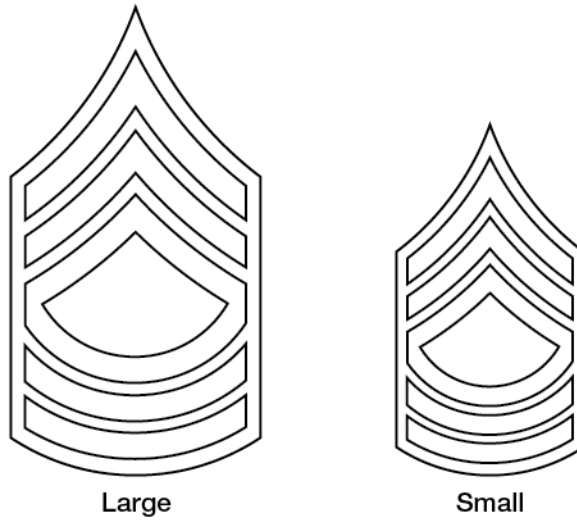


Figure 19–45. Insignia of grade, first sergeant

---

(5) *Master sergeant*: three chevrons above three arcs (see fig 19–46).



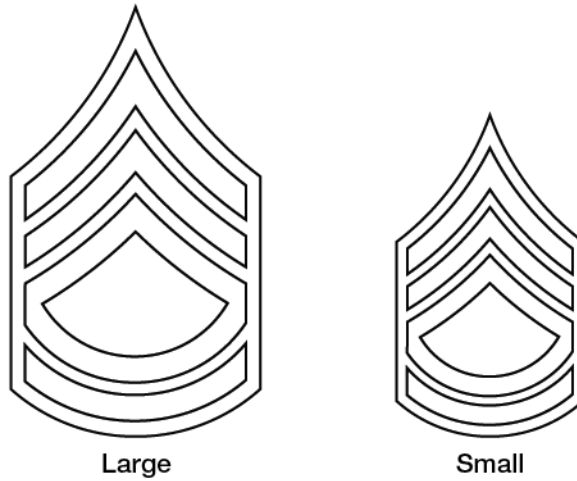


**Figure 19-46. Insignia of grade, master sergeant**

---

(6) *Sergeant first class*: three chevrons above two arcs (see fig 19-47).

---



**Figure 19-47. Insignia of grade, sergeant first class**

---

(7) *Staff sergeant*: three chevrons above one arc (see fig 19-48).

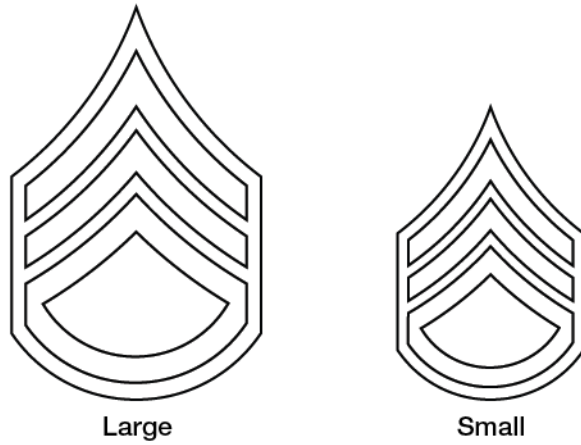


Figure 19–48. Insignia of grade, staff sergeant

---

(8) *Sergeant*: three chevrons (see fig 19–49).

---

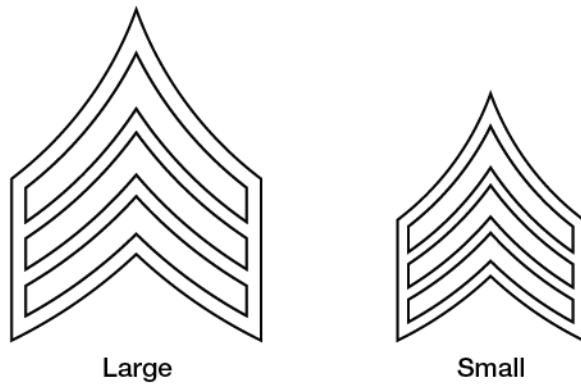


Figure 19–49. Insignia of grade, sergeant

---

(9) *Corporal*: two chevrons (see fig 19–50).

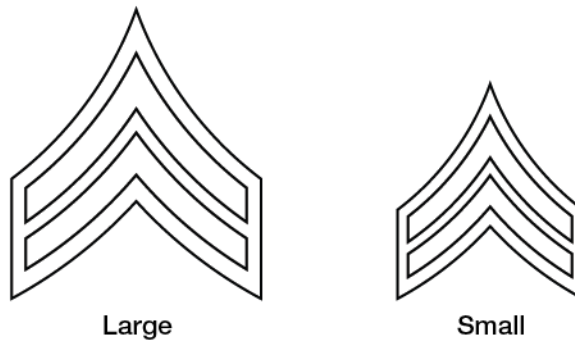


Figure 19-50. Insignia of grade, corporal

---

(10) *Specialist*: shaped like an inverted chevron at the bottom, with an eagle device in the center. (see fig 19-51).

---




Figure 19-51. Insignia of grade, specialist

---

(11) *Private first class*: one chevron above one arc (see fig 19-52).

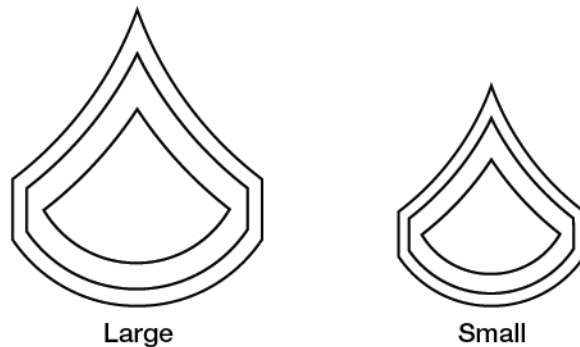


Figure 19-52. Insignia of grade, private first class

---

(12) *Private (PV2)*: one chevron (see fig 19-53).

---

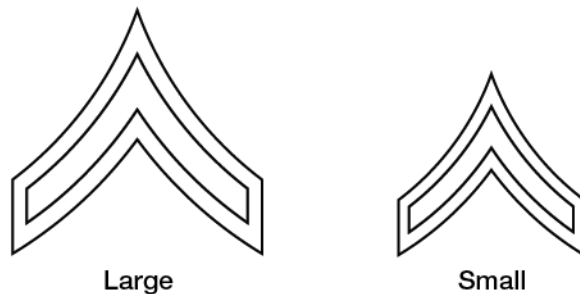


Figure 19-53. Insignia of grade, PV2

---

(13) *Private (PVT)*: no insignia.

*b. Nonsubdued, sew-on grade insignia.* Embroidered, sew-on grade insignia is a golden-light color with a background in Army blue or white cloth.

(1) *Large insignia.*

(a) For ranks other than specialist, the width of each chevron and arc is  $\frac{5}{16}$  inch, with a  $\frac{3}{16}$ -inch space between each chevron and each arc. The insignia is 3 inches wide, which provides a  $\frac{1}{8}$ -inch edging around the entire insignia. The lowest chevron joins the topmost arc at each side of the insignia.

(b) Specialist rank insignia is  $2\frac{7}{8}$  inches wide, which provides a  $\frac{1}{8}$ -inch edging around the entire insignia


(2) *Small insignia.*

(a) For ranks other than specialist, the width of each chevron and arc is  $\frac{1}{4}$  inch with a  $\frac{5}{32}$ -inch space between each chevron and each arc. The insignia is  $2\frac{1}{2}$  inches wide, which provides a  $\frac{1}{8}$ -inch edging around the entire insignia. 19The lowest chevron joins the topmost arc at each side of the insignia.

(b) Specialist rank insignia is  $2\frac{1}{2}$  inches wide, which provides a  $\frac{1}{8}$ -inch edging around the entire insignia

*Note.* The old “female” size insignia is no longer authorized for wear.

c. *Nonsubdued pin-on grade insignia for enlisted personnel.* Polished brass, pin-on grade insignia for all enlisted personnel is identical in design to the nonsubdued grade insignia described above, except that the width of each chevron and arc is  $\frac{3}{32}$  inch, with a  $\frac{1}{16}$ -inch open space between the chevrons and arcs (see fig 19–54).



Sergeant Major of the Army

Command Sergeant Major

Sergeant Major

First Sergeant

Master Sergeant



Sergeant First Class



Staff Sergeant



Sergeant



Corporal



Private First Class



Private E2



Specialist

Figure 19-54. Pin-on insignia of grade, enlisted

*d. Subdued pin-on grade insignia for enlisted personnel.* Subdued metal pin-on grade insignia is identical to the non-subdued pin-on grade insignia described above, except the insignia has a dull, flat black finish.

*e. How worn.*

(1) *Nonsubdued grade insignia, sew-on.* Enlisted nonsubdued cloth grade insignia is sewn on each sleeve of the Army blue service/dress uniform coat, and on each sleeve of the mess jacket. Insignia with a blue background is worn on the blue service/dress uniform coat and on the blue mess jackets; insignia with a white background is worn on the white mess jacket. Enlisted personnel may wear either the large- or small-sized insignia. The insignia is worn centered between the shoulder seam and elbow (see fig 19-55).

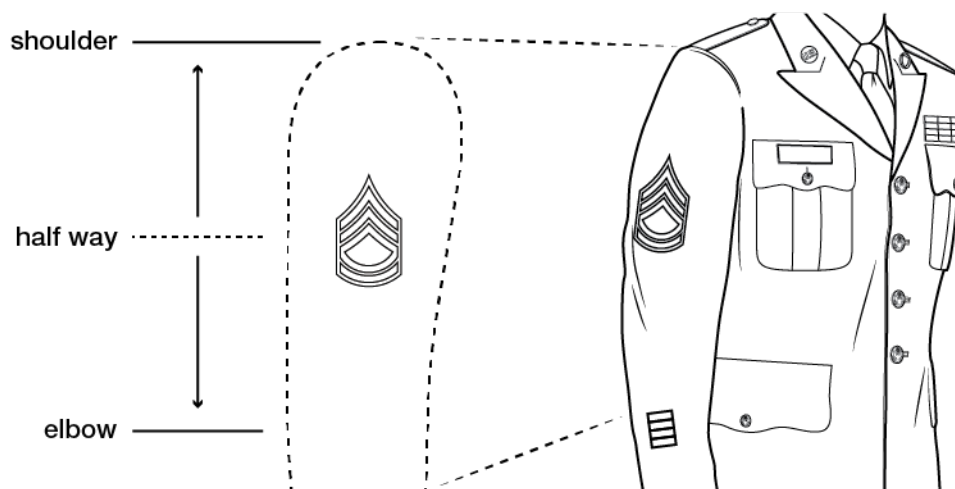


Figure 19–55. Wearing sew-on insignia of grade, enlisted

(2) *Nonsubdued grade insignia, pin-on.*

(a) All specialists and below will wear the nonsubdued, pin-on grade insignia on the collar of the service uniform shirt, the black all-weather coat, and the windbreaker. Insignia is worn centered on both collars, with the centerline of the insignia bisecting the points of the collar, 1 inch up from the collar point (see fig 19–56).




Figure 19–56. Wearing pin-on insignia of grade on collars, nonsubdued

(b) All enlisted culinary personnel will wear nonsubdued pin-on insignia centered 1/4 inch above the nameplate on the garrison culinary smock, or centered on both collars of the medical assistant smock, one inch up from the collar point and with the centerline of the insignia bisecting the points of the collar.

(3) *Subdued grade insignia.* All enlisted personnel will wear subdued grade insignia on utility uniforms and on the ECWCS jackets. On the utility uniforms, the subdued grade insignia will be worn centered on the hook- and-loop face pad. On the ECWCS jackets, the subdued insignia is worn either centered on the hook- and-loop face pad or centered

on the front tab . Wearing the cloth rank insignia tab on the front tab of the ECWCS parka is authorized, as described in paragraph 19–8d.

**19–8. Other grade insignia**

*a. Shoulder marks.*

(1) *Officers.* Shoulder marks for officers are black with a 1/8-inch yellow stripe below the embroidered grade insignia (see fig 19–57).



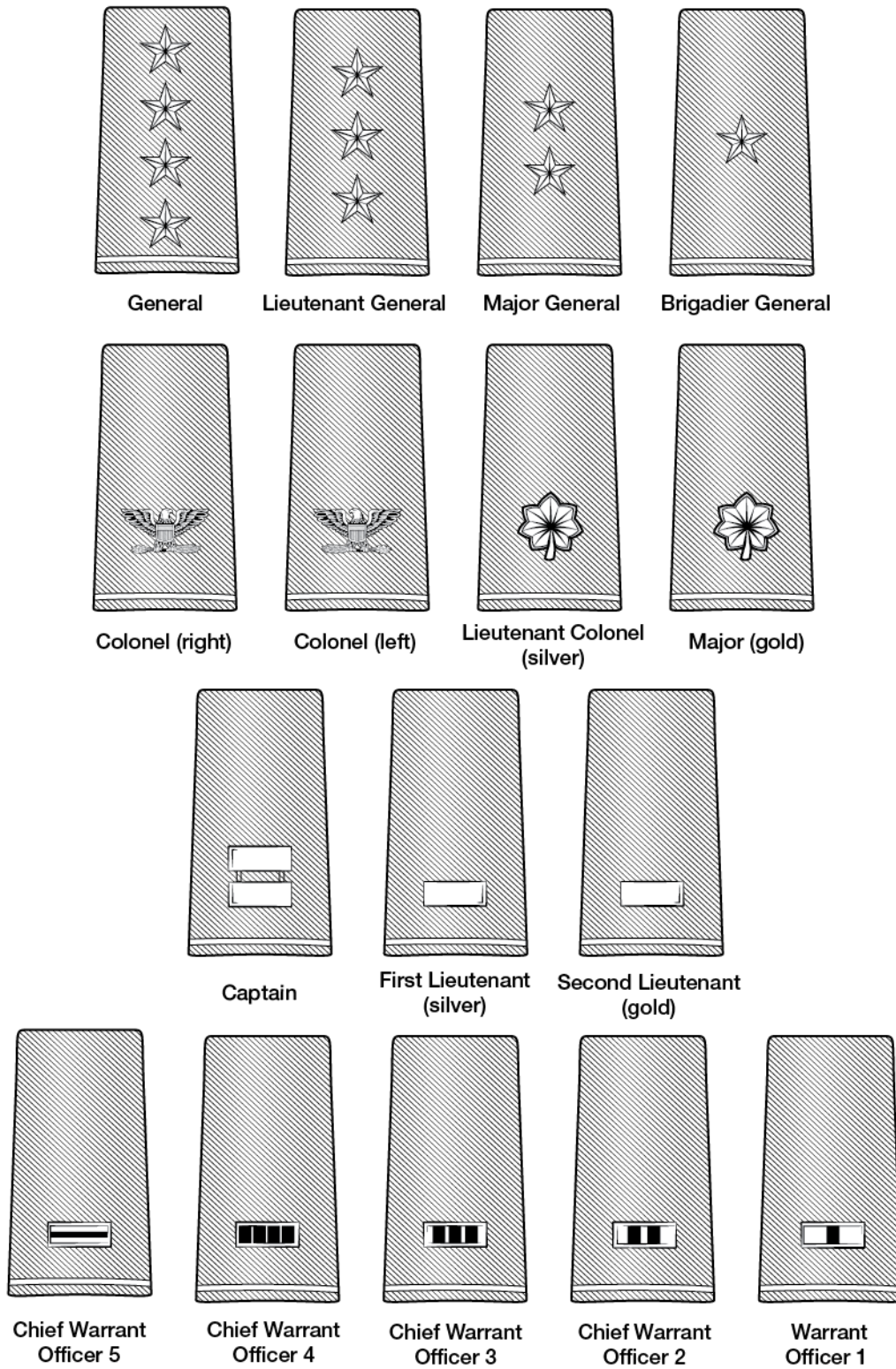


Figure 19-57. Shoulder marks, officer

(2) *Enlisted personnel.* Shoulder marks for enlisted personnel are black with grade insignia embroidered 5/8 inch from the lower end of the shoulder mark (see fig 19–58).

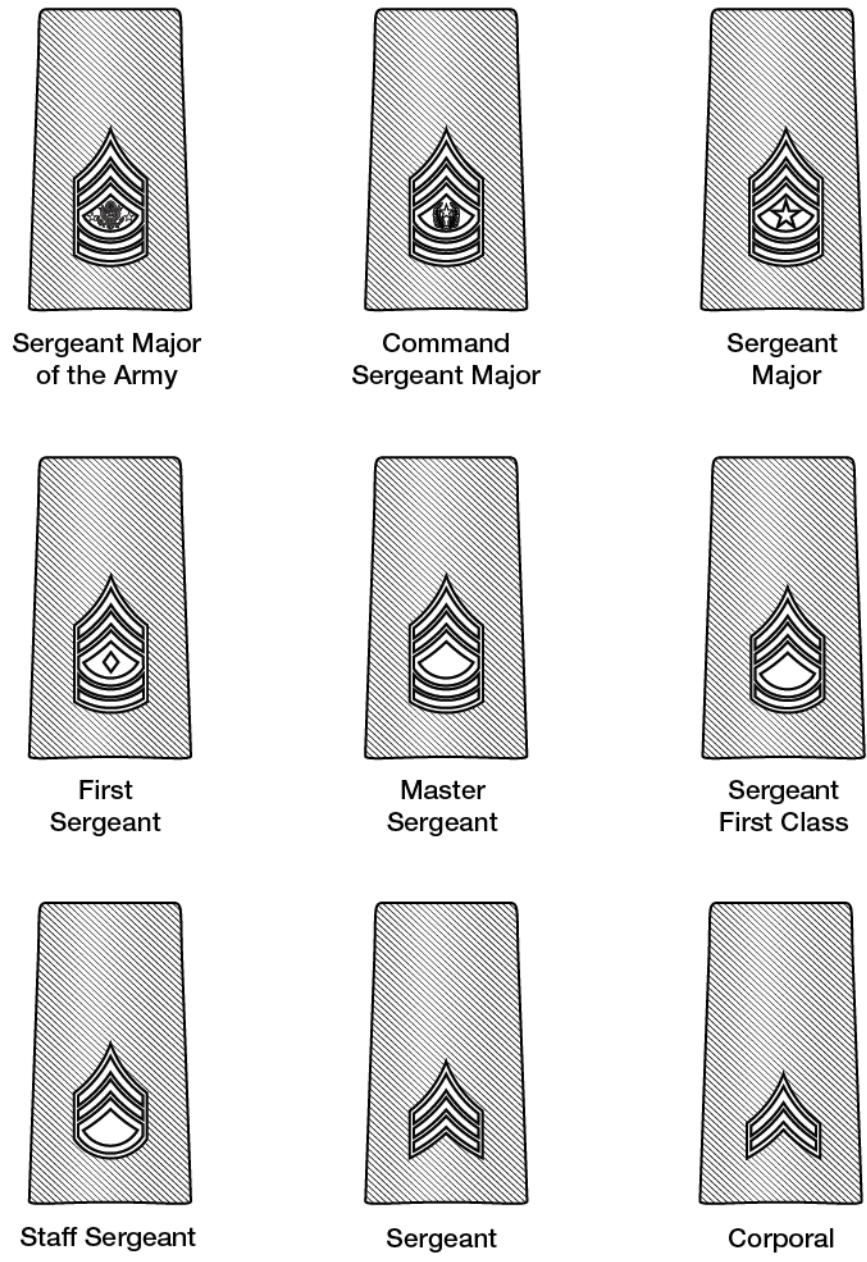


Figure 19-58. Shoulder marks, enlisted

(3) *Sizes.* Shoulder marks come in two sizes to accommodate differences in the manufacturing of shoulder loops on shirts and sweaters. All personnel may wear either size of the shoulder marks. The shoulder mark fits the shoulder loop properly when the hook-and-loop attachments or buttons are completely exposed, enabling exact alignment of the hook-and-loop attachments or fastening of buttons.

(a) *Large.* The large shoulder mark is 2 1/8 inches wide at the base and 4 1/4 inches in length, tapering to 1 3/4 inches wide at the top.

(b) *Small.* The small shoulder mark is 2 1/8 inches wide at the base and 3 1/4 inches in length, tapering to 1–25/32 inches wide at the top.

(4) *How worn.* Shoulder marks are worn by all personnel in the rank of corporal and above on the shoulder loops of the service uniform shirts, the maternity shirt, the black unisex cardigan, and the black pullover cardigan. Noncommissioned officers wear shoulder marks on the all-weather coat and the windbreaker. When the maternity tunic is worn, pregnant Soldiers will button the shoulder loop of the maternity shirt over the top of the tunic shoulder piece, so the shoulder mark is visible.

*b. Shoulder straps (officer personnel only).*

(1) *Sizes.* Shoulder straps are made in large and small sizes.

(a) *Male.* The shoulder strap is 1 5/8 inches wide and 4 inches long.

(b) *Female.* The shoulder strap is 1 5/8 inches wide and 3 1/2 inches long.

(2) *Design.* For general officers, the background is blue-black velvet. For all other officers, the background is a rayon-grograin ribbon of the first-named color of the officer's basic branch. The strap has an 1 1/32-inch gold-colored border, surrounded on the inside and outside by a single strand in gold jaceron. If the officer's branch has two colors, the second branch color is used as a 1/8-inch inside border, in lieu of gold jaceron. Insignia and borders are rayon embroidered or bullion and jaceron (see fig 19–59).

(3) *Insignia.* Grade insignia for officers is embroidered on the shoulder straps in the following designs:

(a) *General officers.* The insignia is the appropriate number of silver-colored stars, each 5/8 inch in diameter. All stars are worn with one point facing the neck. Stars on the shoulder straps are placed point to point.

(b) *Colonel.* The insignia is a silver-colored spread eagle, 5/8 inch in height with 1 1/4 inches between the tips of the wings. Shoulder straps are made in pairs; on each strap, the eagle is centered with the head facing forward.

(c) *Lieutenant colonel.* The insignia is a silver-colored oak leaf, 5/8 inch in length and 5/8 inch in width, positioned on each end of the shoulder strap.

(d) *Major.* The insignia is a gold-colored oak leaf, 5/8 inch in length and 5/8 inch in width, positioned on each end of the shoulder strap.

(e) *Captain.* The insignia is two silver-colored bars, each 1/4 inch in width and 5/8 inch in length, parallel to the ends of the strap, 3/16 of an inch apart and 3/16 of an inch from the inside border, positioned at each end of the shoulder strap.

(f) *First lieutenant.* The insignia is one, silver-colored bar, 1/4 inch in width and 5/8 inch in length, parallel to the ends of the strap and 3/16 of an inch from the inside border, positioned at each end of the shoulder strap.

(g) *Second lieutenant.* The insignia is one, gold-colored bar, 1/4 inch in width and 5/8 inch in length, parallel to the ends of the strap and 3/16 of an inch from the inside border, positioned at each end of the shoulder strap.

(h) *Chief warrant officer 5.* The insignia is a silver-colored bar, 1/4 inch in width and 3/4 inch in length, with one black line in the center of the insignia.


(i) *Chief warrant officer 4.* The insignia is a silver-colored bar, 1/4 inch in width and 3/4 inch in length, with four black squares centered on the bar, positioned parallel to, and at each end, of the shoulder strap.

(j) *Chief warrant officer 3.* The insignia is a silver-colored bar, 1/4 inch in width and 3/4 inch in length, with three black squares centered on the bar, positioned parallel to, and at each end, of the shoulder strap.

(k) *Chief warrant officer 2.* The insignia is a silver-colored bar, 1/4 inch in width and 3/4 inch in length, with two black squares centered on the bar, positioned parallel to, and at each end, of the shoulder strap.

(l) *Warrant officer 1.* The insignia is a silver-colored bar, 1/4 inch in width and 3/4 inch in length, with one black square centered on the bar, positioned parallel to, and at each end, of the shoulder strap.

(4) *How worn.* On each shoulder, the shoulder strap is sewn, snapped, or hooked to the coat of the Army service/dress uniform, centered lengthwise on the outside shoulder seam.



**Figure 19-59. Shoulder straps**

*c. Shoulder boards (female officers).* Shoulder boards are worn by female officers (in the ranks of colonel and below) on the old version of the white mess uniform jackets (see fig 19-60). The shoulder board is 4-11/16 inches long and 2 inches wide at the outer end. The background is wool facing cloth, in silk or synthetic grosgrain or in satin cloth, of the first-named color of the officer's basic branch. The shoulder board has a gold or gold-colored nylon, rayon, or synthetic metallic gold band 3/8 inch wide, placed 1/16 inch from the outer edge of each side of the board. If the officer's branch has two colors, the second-named color is used as a 1/8-inch border placed against the inside edge of each gold band. The grade insignia is embroidered in gold or silver bullion or synthetic metallic yarn and is centered 5/8 inch from the lower edge of the shoulder board. Detachable shoulder boards are worn on each shoulder with the square end of the shoulder board positioned on the outside shoulder seam.

*Note.* Enlisted females may not wear the older version of the white mess uniform.

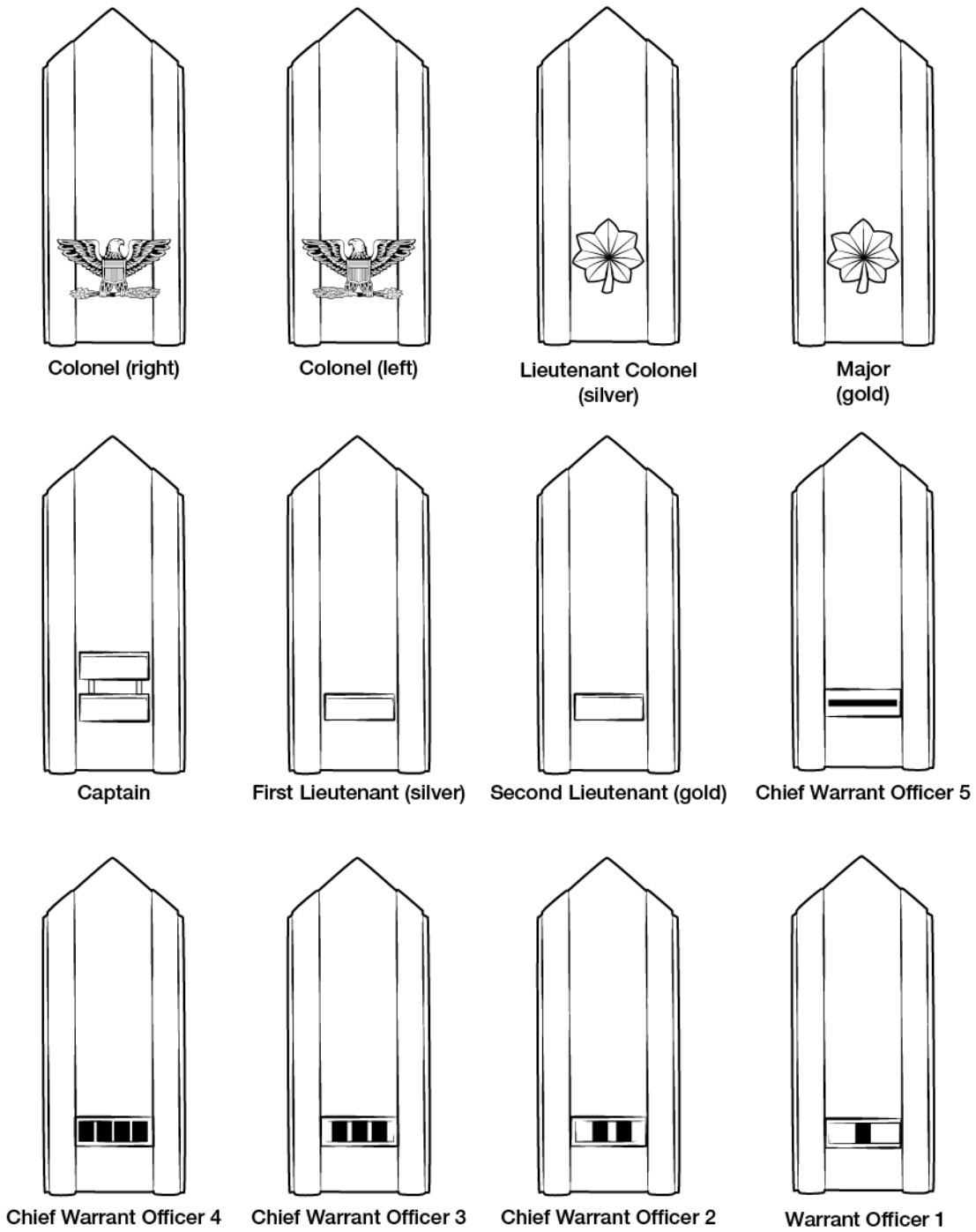


Figure 19–60. Shoulder boards

*d. Rank insignia tabs.* Subdued cloth rank insignia tabs are optional purchase items for wear on the ECWCS (Gore-Tex®) parka. Tabs are 1 1/2 inches wide by 2 inches long, on a camouflage background, and are sewn closed. The rank insignia tabs slip over the front tab of the parka.

#### **19–9. Branch insignia**

See AR 670–1 for authorization to wear a type of branch insignia.

#### **19–10. Branch insignia-other**

*a. Regimental collar insignia.* See AR 670–1 for authorization to wear regimental and other branch insignia. The regimental number for the combat arms branches is positioned as shown in figure 19–61. For armor, cavalry, special forces, infantry, aviation and field artillery officer branches, personnel may wear the regimental number as a separate item, positioned in the same location as illustrated for the one-piece insignia.

*b. Other.* Numerals are 1/4 inch for officers and 3/16 inch for enlisted Soldiers for the branch insignia with the numerical designation of the battalion or regiment affixed as authorized by AR 670–1. The regimental number for the combat arms branches is positioned as shown in figure 19–61. For armor, cavalry, special forces, infantry, aviation and field artillery officer branches, personnel may wear the regimental number as a separate item, positioned in the same location as illustrated for the one-piece insignia.





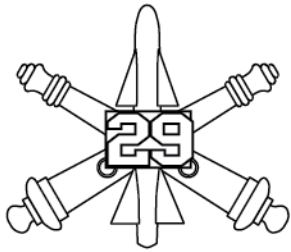


Figure 19-61. Regimental numbers attached to insignia



c. Listed below are branch insignia authorized for wear:

(1) *Acquisition Corps*. The collar insignia (enlisted personnel only) is a tripartite gold scroll inscribed with “Innovation, Excellence, and Dedication” with the Alpha and Omega interlaced and an eagle’s head superimposed. Two gold-colored laurel branches cross at the base of the 1-inch gold-colored insignia (see fig 19–62).

---



Figure 19–62. Collar insignia, Acquisition Corps, (enlisted only)

---

(2) *Adjutant General’s Corps*. The officer branch insignia is a silver-colored shield, 1 inch in height, on a blue chief upon which there are 1 large and 12 small silver stars and 13 vertical stripes (7 silver and 6 red). Enlisted personnel have the same design centered on a 1-inch disk in gold-colored metal (see fig 19–63).

---

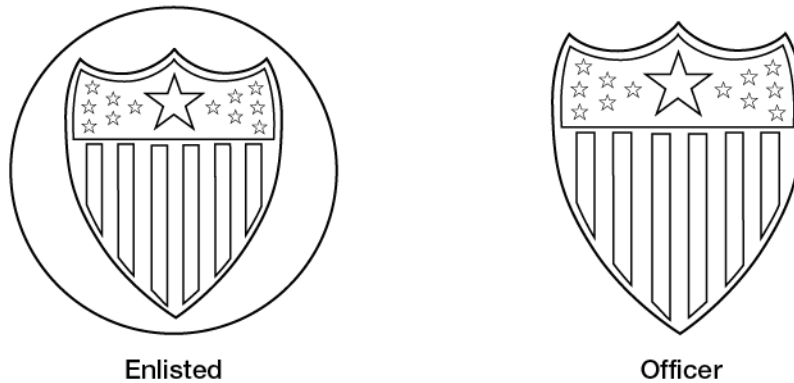



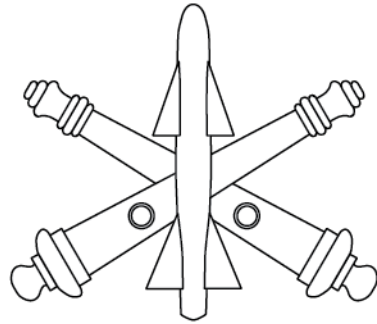
Figure 19–63. Insignia of branch, Adjutant General's Corps

---

(3) *Air Defense Artillery*. The officer branch insignia is a missile surmounting two crossed field guns, in gold-colored metal, 1 1/8 inches in height. Enlisted personnel have the same design centered on a 1-inch disk in gold-colored metal (see fig 19–64).



Enlisted



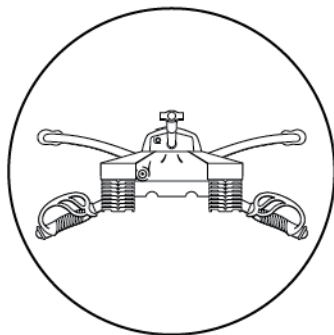
Officer

Figure 19–64. Insignia of branch, Air Defense Artillery

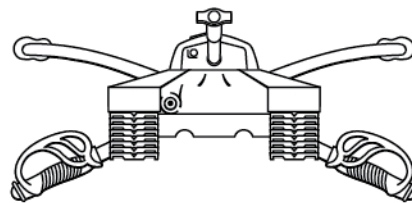
---

(4) *Armor*. The officer branch insignia is the front view of an M-26 tank gun, slightly raised and superimposed on two crossed cavalry sabers in scabbards with the cutting edge up, 13/16 inch in height overall, in gold-colored metal. Enlisted personnel have the same design centered on a 1-inch disk in gold-colored metal (see fig 19–65).

---



Enlisted



Officer

Figure 19–65. Insignia of branch, Armor

---

(5) *Army Medical Specialist Corps (officers only)*. The branch insignia is a gold-colored metal caduceus, 1 inch in height, with a 3/8-inch monogram consisting of the letter “S” in black enamel, superimposed upon the caduceus (see fig 19–66).



**Figure 19–66. Insignia of branch, Army Medical Specialist Corps, officer**

---

(6) *Army Nurse Corps (officers only)*. The branch insignia is a gold-colored metal caduceus, 1 inch in height, with a 3/8-inch monogram consisting of the letter “N” in black enamel, superimposed upon the caduceus (see fig 19–67).

---



**Figure 19–67. Insignia of branch, Army Nurse Corps, officer**

---

(7) *Aviation*. The officer branch insignia is a vertical silver propeller between two horizontal gold wings, 1 1/8 inches in width. Enlisted personnel have the same design on a 1-inch disk, in gold-colored metal (see fig 19–68).



Enlisted



Officer

Figure 19–68. Insignia of branch, Aviation

---

(8) *Band*. The band collar insignia (enlisted personnel only) is a music lyre on a 1-inch disk, in gold-colored metal (see fig 19–69).

---





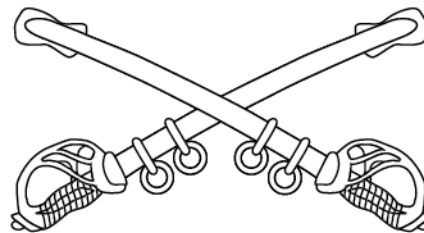
Figure 19–69. Collar insignia, Band, enlisted

---

(9) *Cavalry*. Officers and enlisted personnel assigned to cavalry regiments, cavalry squadrons, or separate cavalry troops are authorized to wear cavalry collar insignia in lieu of the branch insignia, when approved by the ACOM commander. The officer collar insignia is two crossed sabers in scabbards with the cutting edge up, 11/16 inch in height, in gold-colored metal. The enlisted collar insignia is the same design on a 1-inch disk, in gold-colored metal (see fig 19–70).



Enlisted



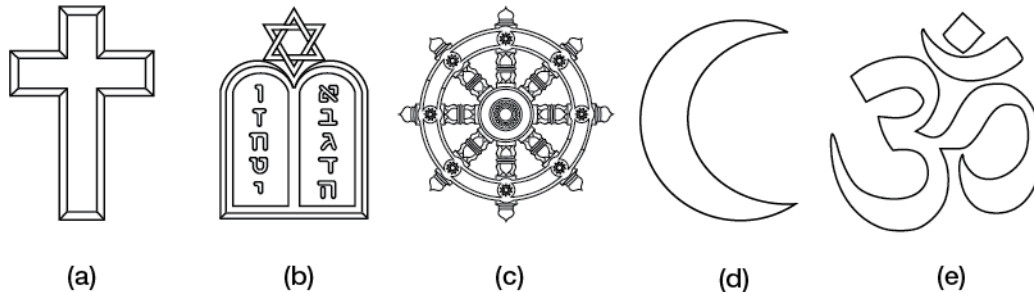
Officer

Figure 19–70. Insignia of branch, cavalry

---

(10) *Chaplains*. Chaplains will wear chaplain branch insignia on the service uniform shirt (as described in para -13b), and on the combat uniform coat. On the combat uniform coat, subdued branch insignia is worn centered 1/8 inch above the nametape. Chaplains may sew branch insignia on the combat uniform coat if name tape, U.S. Army tape, and grade insignia are also sewn on. If name tape, U.S. Army tape, and grade insignia are not sewn on, Chaplains will wear either pin on branch insignia or are authorized to incorporate a 2 x 2 inch hook-and-loop fastener to the combat uniform coat above the nametape. Pin-on insignia may not be mixed with sew on badges. Pin on insignia is not authorized for wear in a field or deployed environment. Chaplains will continue to wear their rank insignia on the ECWCS jackets. The following are chaplain branch insignia (see fig 19–71):

- (a) Christian faith (officers only). The insignia is a silver-colored Latin cross, 1 inch in height.
- (b) Jewish faith (officers only). The insignia is a silver-colored double tablet bearing Hebrew numerals from I to X, surmounted by two interlaced, equilateral triangles, 1 inch in height.
- (c) Buddhist faith (officers only). The insignia is a silver-colored dharma cakra (8-spoked wheel), 1 inch in height.
- (d) Muslim faith (officers only). The insignia is a silver-colored crescent moon.
- (e) Hindu faith (officers only). The insignia is a silver-colored, Sanskrit syllable for the Hindu sound, OM, 1 inch in height.




**Figure 19-71. Insignia of branch, chaplain, officer**

---

(11) *Chaplain assistant* (enlisted only). Enlisted personnel insignia consists of stylized hands enclosing a chapel, door open, on a 1-inch disk, in gold-colored metal (see fig 19-72).

---



**Figure 19-72. Collar insignia, chaplain assistant, enlisted**

---


(12) *Chaplain candidate*. The Chaplain candidate insignia consists of two laurel branches crossed at the stems over the lower corners of an open book, with a shepherd's crook overall, all gold (see fig 19-73). The insignia is 1 inch in height and 1 1/4 inches in width. Chaplain candidates are authorized to wear Chaplain candidate branch insignia on the combat uniform coat, service uniform coat and service uniform shirt. Chaplain candidates are no longer authorized to wear staff specialist insignia. Chaplain candidates will wear Chaplain candidate branch insignia on the service uniform shirt (as described in para -13), and on the combat uniform coat. On the combat uniform coat, subdued chaplain candidate branch insignia is worn centered 1/8 inch above the nametape. Chaplain candidates may sew on branch insignia on the combat uniform coat if name tape, U.S. Army tape, and grade insignia are also sewn on. If name tape, U.S. Army tape, and grade insignia are not sewn on, Chaplain candidates will wear either pin on branch insignia or are authorized to incorporate a 2

x 2 inch hook-and-loop fastener to the combat uniform coat, centered above the nametape. Pin-on insignia may not be mixed with sew on badges. Pin on insignia is not authorized for wear in a field or deployed environment.

(a) Chaplain candidates are authorized to wear black piping for branch color. Chaplain candidates are no longer authorized to wear green piping for branch color.

(b) Chaplain candidates are prohibited from wearing AOC 56A Religious/Denomination based insignia on the ACU or ASU coat. Chaplain candidates will continue to wear their rank insignia on all headgear and ECWCS jackets.


---



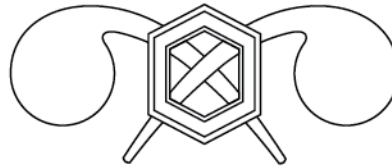
**Figure 19–73. Insignia of branch, chaplain candidate, officer only**

---

(13) *Chemical corps.* The officer insignia is a benzene ring of cobalt blue enamel, superimposed in the center of crossed gold-colored retorts, 1/2 inch in height and 1–13/16 inch in width overall. Enlisted personnel have the same design on a 1-inch disk, in gold-colored metal (see fig 19–74).



Enlisted



Officer

Figure 19-74. Insignia of branch, chemical corps

---

(14) *Civil affairs*. The officer branch insignia is a gold-colored globe 5/8 inch in diameter, upon which is superimposed a torch of liberty, 1 inch in height, surmounted by a scroll and sword crossed in saltire. Enlisted personnel have the same design on a 1-inch disk, in gold-colored metal (see fig 19-75).

---



Enlisted




Officer

Figure 19-75. Insignia of branch, Civil Affairs


---

(15) *Corps of Engineers*. The officer branch insignia is a gold-colored, triple-turreted castle, 11/16 inch in height. Enlisted personnel have the same design on a 1-inch disk, in gold-colored metal (see fig 19-76).





Enlisted




Officer

Figure 19–76. Insignia of branch


---

(16) *Cyber*. The officer branch insignia is two crossed lightning bolts, surmounted by a vertical dagger, pointed up, all gold, 13/16 inches in height and 1 7/6 inch wide. Enlisted personnel have the same design on a 1-inch disk, in all gold-colored material (see fig 19–77).

---



Enlisted



Officer

Figure 19–77. Insignia of branch, Cyber

---

(17) *Dental corps (officers only)*. The insignia is a gold-colored metal caduceus, 1 inch in height with a 3/8-inch monogram consisting of the letter “D” in black enamel, superimposed upon the caduceus (see fig 19–78).




Figure 19–78. Insignia of branch, Dental corps, officer


---

(18) *Electronic warfare.* The officer branch insignia is a gold- and black-colored metal and enamel shield, 1 inch in height. The center of the shield consists of a key and a lightning bolt, crossed at the center. The key has three knobs on the bow of the key and a “E, W” shaped ward. The lightning bolt has three sharp bends. Enlisted personnel have the same design on a 1-inch disk, in gold-colored metal (see fig 19–79).

---



Enlisted




Officer

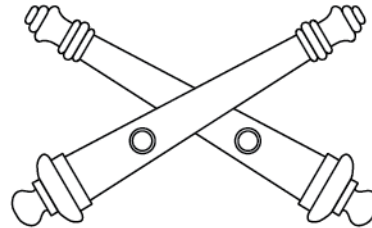
Figure 19–79. Insignia of branch, Electronic Warfare

---

(19) *Field artillery.* The officer branch insignia is two crossed field guns in gold-colored metal, 13/16 inch in height. Enlisted personnel have the same design on a 1-inch disk, in gold-colored metal (see fig 19–80).



Enlisted



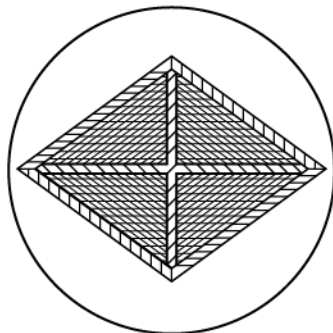
Officer

Figure 19–80. Insignia of branch, field artillery

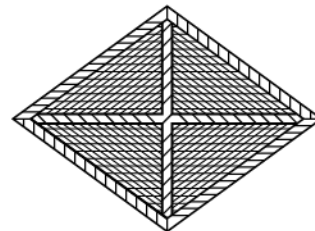
---

(20) *Finance corps*. The officer branch insignia is a gold-colored metal diamond, 1 inch by 3/4 inch, with the short axis vertical. Enlisted personnel have the same design on a 1-inch disk, in gold-colored metal (see fig 19–81).

---



Enlisted



Officer

Figure 19–81. Insignia of branch, finance corps

---

(21) *General staff (commissioned and warrant officers only)*. The insignia is the coat of arms of the United States, 5/8 inch in height, in gold-colored metal, superimposed on a five-pointed, silver-colored star, 1 inch in diameter. The shield consists of enamel stripes of white and red, on a blue chief and a blue glory (see fig –82). The insignia is worn by officers and WOs as prescribed in AR 670–1, paragraph 19–9.

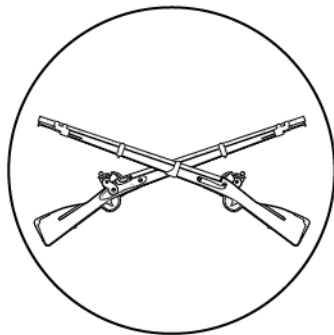


**Figure 19–82. Insignia of branch, general staff, officer**


---

(22) *Infantry*. The officer branch insignia is two gold-colored crossed muskets, 3/4 inch in height. Enlisted personnel have the same design on a 1-inch disk, in gold-colored metal (see fig 19–83).

---



**Enlisted**



**Officer**

**Figure 19–83. Insignia of branch, infantry**

---

(23) *The Inspector General*. The officer branch insignia is a sword and fasces, 3/4 inch in height, crossed and wreathed in gold-colored metal with the inscription “DROIT ET AVANT” (right and forward) in blue enamel, on the upper part of wreath. Enlisted personnel have the same design on a 1-inch disk, in gold-colored metal (see fig 19–84).



Enlisted



Officer

Figure 19–84. Insignia of branch, Inspector General Corps

---

(24) *Judge Advocate General's Corps*. The officer branch insignia is a gold-colored sword and pen, crossed and wreathed, 11/16 inch in height. Enlisted personnel have the same design on a 1-inch disk, in gold-colored metal (see fig 19–85).

---



Enlisted




Officer

Figure 19–85. Insignia of branch, Judge Advocate General's Corps

---

(25) *Logistics*. The officer branch insignia is diagonally crossed cannon, muzzle up and key, ward down and pointing in, surmounted by a ship's steering wheel, all in gold colored metal; bearing on the hub a stylized star and inscribed on the ship's wheel in Latin, above "SUSTINENDUM" and below "VICTORIAM" all in Soldier red . Overall dimension is 1 inch in height (see fig 19–86).



**Figure 19–86. Insignia of branch, Logistics**

---

(a) All ordnance (OD), quartermaster (QM) and transportation (TC) basic branch officers in the rank of captain or above, in all components, who have graduated from the Combined Logistics Captains Career Course or equivalent RC Captains Career Course are designated as logistics branch.

(b) When officers wear the logistic branch insignia, they are authorized to wear the RDI (when worn) of their assigned functional area of expertise (secondary specialty) within the logistics branch (88 Series - Transportation; 91 Series - Ordnance; 92 Series - Quartermaster).

(26) *Medical corps*. The officer branch insignia is a gold-colored caduceus, 1 inch in height. Enlisted personnel have the same design on a 1-inch disk, in gold-colored metal (see fig 19–87).

---



Enlisted



Officer

**Figure 19–87. Insignia of branch, medical corps**

---

(27) *Medical service corps (officers only)*. The branch of insignia is a silver-colored caduceus, 1 inch in height, with a 3/8 -inch monogram consisting of the letters “M” in black enamel, superimposed upon the caduceus (see fig 19–88).




**Figure 19–88. Insignia of branch, medical service corps, officer**


---

(28) *Military intelligence*. The officer branch insignia is a gold-colored metal dagger, point up, 1 1/4 inches overall in height, upon which there is a gold-colored metal heraldic sun composed of four straight and four wavy alternating rays, surmounted by a gold heraldic rose with dark blue enamel petals. Enlisted personnel have the same design on a 1- inch disk, in gold-colored metal (see fig 19–89).

---



**Enlisted**




**Officer**

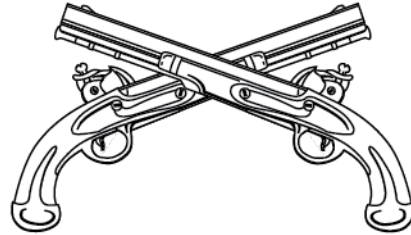
**Figure 19–89. Insignia of branch, military intelligence**

---

(29) *Military police corps*. The officer branch insignia is two crossed gold-colored metal pistols, 3/4 inch in height inch in height. Enlisted personnel have the same design on a 1-inch disk, in gold-colored metal (see fig 19–90).



Enlisted




Officer

**Figure 19–90. Insignia of branch, military police corps**

---

(30) *National Guard Bureau (officers only)*. The branch insignia is two crossed gold-colored fasces superimposed on an eagle displayed with wings reversed, 3/4 inch in height (see fig 19–91).

---



**Figure 19–91. Insignia of branch, National Guard Bureau, officer**

---

(31) *Nominative senior enlisted leader collar insignia (previously command sergeant major collar insignia) (enlisted personnel only)*. The branch insignia is the coat of arms of the United States, on a 1-inch disk, in gold-colored metal (see fig 19–92).






**Figure 19–92. Collar insignia, nominative senior enlisted leader collar insignia**

---

(32) *Ordnance corps*. The officer branch insignia is a gold-colored shell and flame, 1 inch in height. Enlisted personnel have the same design on a 1-inch disk, in gold-colored metal (see fig 19–93).

---



**Figure 19–93. Insignia of branch, ordnance corps**

---

(33) *Psychological operations*. The officer branch insignia is a gold-colored Trojan horse with lightning bolts and two swords, 1 inch in height. Enlisted personnel have the same design on a 1-inch disk (see fig 19–94).



Enlisted




Officer

**Figure 19–94. Insignia of branch, psychological operations**

---

(34) *Public affairs collar insignia (enlisted personnel only)*. The insignia consists of a quill crossed with an electronic flash with a broadsword, on a 1-inch disk, in gold-colored metal (see fig 19–95).

---



**Figure 19–95. Collar insignia, Public Affairs, enlisted**

---

(35) *Quartermaster corps*. The officer branch insignia is a gold-colored sword and key crossed on a wheel surmounted by a flying eagle, with the felloe of the wheel set with 13 stars, 3/4 inch in height. The felloe of the wheel is blue enamel, and the hub center is red, edged with white. Enlisted personnel have the same design on a 1-inch disk, in gold-colored metal (see fig 19–96).



Enlisted




Officer

Figure 19–96. Insignia of branch, quartermaster corps


---

(36) *Signal corps*. The officer branch insignia is two signal flags crossed, the dexter flag white with a red center, the other flag red with a white center, with staffs of gold and a flaming torch in gold-colored metal, upright at the center of the crossed flags, 7/8 inch in height. Enlisted personnel have the same design on a 1-inch disk, in gold-colored metal (see fig 19–97).

---



Enlisted




Officer

Figure 19–97. Insignia of branch, signal corps

---

(37) *Staff specialist, Army National Guard (officers only)*. The branch insignia is a sword, 1 3/8 inches in length, laid horizontally across the upper part of an open book. Below the sword and across the lower corners of the book are two laurel branches crossed at the stems. The insignia is 13/16 inch in height, in gold-colored metal (see fig 19–98).

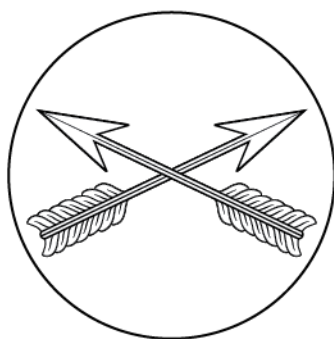


**Figure 19–98. Insignia of branch, staff specialist, ARNG, officer**

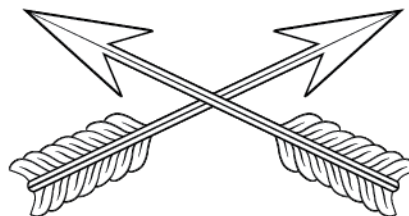
---

(38) *Special Forces*. The officer branch insignia is two crossed, gold-colored arrows, 3/4 inch in height. Enlisted personnel have the same design on a 1-inch disk, in gold-colored metal (see fig 19–99).

---



**Enlisted**



**Officer**

**Figure 19–99. Insignia of branch, Special Forces**

---

(39) *The Sergeant Major of the Army collar insignia*. The insignia is a gold-colored shield, 3/4 inch in height, with the base divided diagonally from the upper left to the lower right. The upper part of the insignia is red and the lower part is white. The insignia consists of a silver five-pointed star surmounted by the coat of arms of the United States, in color, between two white five-pointed stars at the top, and two red five-pointed stars at the base. The shield is on a 1- inch disk, in gold-colored metal (see fig 19–100).



---

**Figure 19–100. Collar insignia, Sergeant Major of the Army**

---

(40) *Senior Enlisted Advisor to the Chairman, Joint Chiefs of Staff, Collar Insignia.* The insignia is a gold-colored disc, 1-inch in diameter, upon which is mounted a gold shield,  $\frac{3}{4}$ -inch in overall width. The shield is divided diagonally from upper left to lower right, the upper portion enameled blue and the lower portion, white. There are two five-pointed white stars outlined in gold at the top and two five-pointed blue stars outlined gold at the bottom of the shield. A gold eagle device,  $\frac{1}{2}$ -inch in overall width, surmounted by the coat of arms of the United States, is centered on the shield (see fig 19–101).

---



---

**Figure 19–101. Senior Enlisted Advisory to the Chairman, Joint Chiefs of Staff, Collar Insignia**

---

(41) *Transportation corps.* The officer branch insignia is a ship's steering wheel, upon which is superimposed a shield charged with a winged car wheel on a rail, all in gold-colored metal, 1 inch in height. Enlisted personnel have the same design on a 1-inch disk, in gold-colored metal (see fig 19–101).



Enlisted



Officer

**Figure 19–102. Insignia of branch, transportation corps**

---

(42) *Veterinary corps (officers only)*. The branch insignia is a gold-colored metal caduceus, 1 inch in height, with a 3/8-inch monogram consisting of the letter “V” in black enamel, superimposed upon the caduceus (see fig 19–102).

---



**Figure 19–103. Insignia of branch, veterinary corps, officer**

---

*d. Branch insignia signified on the lapel of mess and evening mess uniforms.* The lapels of the male and female Army blue mess and evening mess jackets are made from rayon, acetate, or other synthetic fabric with a satin face, in the following colors:

- (1) General officers (except chaplains) and enlisted personnel: dark blue.
- (2) All chaplains: black.
- (3) All other officers: the first-named color of their basic branch.

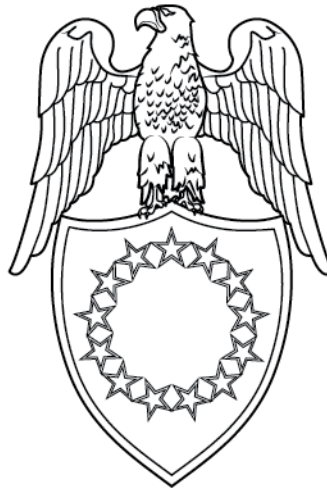
*e. Ornamentation and branch insignia for detailed officers.* Detailed officers will wear shoulder straps, shoulder boards, and other colors of ornamentation (lapel facing, sleeve braid, cape lining; and blue service cap hatband for other

than general officers) on the service/dress and mess uniforms in the colors of their basic branch. Detailed officers will wear the branch insignia for the branch to which they are detailed.

**19–11. Insignia for aides**

*a. Aides to the President of the United States.* The insignia is a blue shield bearing a circle of 13 white stars, supporting a gold eagle displayed with wings inverted and displayed above the shield, 1 1/4 inches in height overall (see fig 19–103).


---



**Figure 19–104. Insignia for aides to the President of the United States**

---

*b. Aides to the Vice-President of the United States.* The insignia is a white shield bearing a circle of 13 blue stars, supporting a gold-colored eagle displayed with wings inverted above the shield, 1 1/4 inches in height overall (see fig 19–104).




**Figure 19–105. Insignia for aides to the Vice President of the United States**

---

*c. Aides to the Secretary of Defense.* The insignia is a blue shield, 3/4 inch in height, bearing three gold-colored crossed arrows between four white enameled stars (two and two), supporting a gold-colored eagle displayed with wings reversed above the shield, 1/2 inch in height (see fig 19–105).

---



**Figure 19–106. Insignia for aides to the Secretary of Defense**

---

*d. Aides to the Secretary of the Army.* The insignia is a red shield bearing the coat of arms of the United States in gold-colored metal, between four white enameled stars (two and two), supporting a gold-colored eagle displayed with wings reversed above the shield, 1 1/4 inches in height overall (see fig 19–106).





**Figure 19–107. Insignia for aides to the Secretary of the Army**

---

*e. Aides to the Under Secretary of the Army.* The insignia is a white shield bearing the coat of arms of the United States in gold-colored metal, between four red enameled stars (two and two), supporting a gold-colored eagle displayed with wings reversed above the shield, 1 1/4 inches in height overall (see fig 19–107).

---



**Figure 19–108. Insignia for aides to the Under Secretary of the Army**

---

*f. Aides to the Chairman, Joint Chiefs of Staff.* The insignia is a shield, 3/4 inch in height, with the base divided diagonally from the upper left to the lower right. The upper part of the insignia is blue and the lower part is white. The shield bears a gold-colored eagle between two white five-pointed stars at the top and two blue five-pointed stars at the base. The shield supports a gold-colored eagle displayed with wings reversed above the shield, 1/2 inch in height (see fig 19–108).



**Figure 19–109. Insignia for aides to the Chairman, Joint Chiefs of Staff**

---

*g. Aides to the Vice Chairman, Joint Chiefs of Staff.* The insignia is a white shield, 3/4 inch in height, bearing a gold-colored eagle between two five-pointed stars at the top and two five-pointed stars at the base (blue star on white, and white star on blue). The shield supports a gold-colored eagle displayed with wings reversed above the shield, 1/2 inch in height (see fig 19–109).

---



**Figure 19–110. Insignia for aides to the Vice Chairman, Joint Chiefs of Staff**

---

*h. Aides to the Chief of Staff of the Army.* The insignia is a shield, 3/4 inch in height, with the base divided diagonally from the lower left to the upper right. The upper part of the insignia is red and the lower part is white. The shield bears a silver, five-pointed star surmounted by the coat of arms of the United States in gold-colored metal, between two white five-pointed stars at the top, and two red five-pointed stars at the base. The shield supports a gold-colored eagle displayed with wings reversed above the shield, 1/2 inch in height (see fig 19–110).



**Figure 19–111. Insignia for aides to the Chief of Staff of the Army**

---

*i. Aides to the Vice Chief of Staff of the Army.* The insignia is a shield, 3/4 inch in height, with the base divided saltire-wise. The upper and lower parts of the shield are white, and each side is red. The shield bears a silver five-pointed star surmounted by the coat of arms of the United States in gold-colored metal, between two red five-pointed stars at the top and two red five-pointed stars at the base. The shield supports a gold-colored eagle displayed with wings reversed above the shield, 1/2 inch in height (see fig 19–111).

---



**Figure 19–112. Insignia for aides to the Vice Chief of Staff of the Army**

---

*j. Aides to a General of the Army .* The insignia is a blue shield, 3/4 inch in height, with five white stars arranged in a circle, inner points touching, surmounted above by a . The shield supports a gold colored eagle displayed with wings reversed 1/2 inch in height (see fig 19–112 ).



**Figure 19–113. Insignia for aides to a General of the Army**

---

*k. Aides to the Chief of the National Guard Bureau.* The insignia is a shield, 3/4 inch in height, divided diagonally from upper left to lower right, the upper part ultramarine blue and the lower part dark blue, superimposed on an eagle displayed with wings inverted, two crossed fasces, all gold, between four white five pointed stars, two above and two below . The shield supports a gold-colored eagle displayed with wings reversed above the shield, 1/2 inch in height (see figs 19–113).

---



**Figure 19–114. Insignia for aides to the Chief of the National Guard Bureau**

---

*l. Aides to the Vice Chief of the National Guard Bureau.* The insignia is a shield, 3/4 inch in height, with the base divided diagonally crossed from upper left to lower right and from upper right to lower left, the upper and lower sections ultramarine blue and the right and left sections dark blue, superimposed on an eagle displayed with wings inverted, two crossed fasces, all gold, between three white five pointed stars, one above and one to the left and one to the right. The shield supports a gold-colored eagle displayed with wings reversed above the shield, 1/2 inch in height (see figs 19–114).



**Figure 19–115. Insignia for aides to the Vice Chief of the National Guard Bureau**

---

*m. Aides to general officers.* The insignia is a shield, 3/4 inch in height, with a blue chief and 13 vertical stripes (seven silver and six red). Above the chief is the applicable number of silver stars reflecting the grade of the general officer the aide is serving. The shield supports a gold-colored eagle displayed with wings reversed above the shield, 1/2 inch in height (see figs 19–115 through 19–118).



Figure 19-116. Insignia for aides to a general

---




Figure 19-117. Insignia for aides to a lieutenant general

---




Figure 19–118. Insignia for aides to a major general

---




Figure 19–119. Insignia for aides to a brigadier general

---

## 19–12. Branch insignia-how worn


*a.* As used in this paragraph, the word “collar” refers to that part of the coat or shirt (around the neck) that forms a neckband and turnover piece. Bold borders on figures 19–120 through 19–121 depict the collar area. The word “lapel” is used when referring to the fold of the front of the coat that is a continuation of the collar (usually separated by a notch in the collar).

*b.* Nonsubdued branch insignia.

(1) *Male officers.* On the Army service/dress uniform coat, male officers wear their branch insignia centered on both lapels, approximately 1 1/4 inches below the U.S. insignia. The branch insignia is positioned so that the centerline of the insignia bisects the centerline of the U.S. insignia and is parallel to the inside edge of the lapel (see fig 19–119). Except for chaplains and chaplain candidates, male officers will not wear their branch insignia on the service uniform shirt. Male chaplains and chaplain candidates wear their branch insignia centered immediately over the left breast pocket (see fig 19–


120). On the black pullover sweater, chaplains and chaplain candidates will wear their branch insignia centered above the nameplate, in lieu of the DUI.

---



**Figure 19–120. Wearing insignia of branch on the Army service/dress uniform, male officer**

---



**Figure 19–121. Wearing chaplain insignia on the service uniform shirt**

---

(2) *Male enlisted personnel.* On the Army service/dress uniform coat, enlisted males wear their branch insignia centered on the left collar, with the bottom of the disk approximately 1 inch above the notch, with the centerline of the branch insignia bisecting the notch, and parallel to the inside edge of the lapel (see fig 19–1).

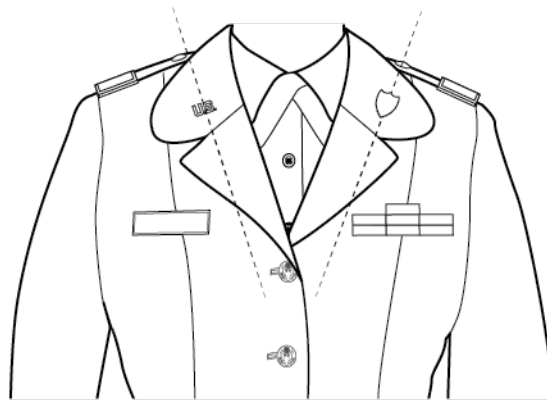




**Figure 19–122. Wearing insignia of branch on the Army service/dress uniform, male enlisted**

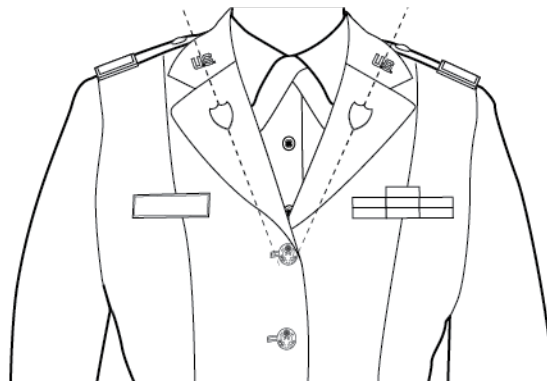
---

(3) *Female officers.* On the old version of the Army service/dress uniform coat, female officers wear their branch insignia centered on the left collar, 1 inch above the notch. The branch insignia is positioned so that the centerline of the insignia bisects the notch and is parallel to the inside edge of the collar (see fig 19–122). On the new version of the Army service/dress uniform coat, female officers wear their branch insignia centered on both lapels, approximately 1 1/4 inches below the U.S. insignia. The branch insignia is positioned so that the centerline of the insignia bisects the centerline of the U.S. insignia and is parallel to the inside edge of the lapel (see fig 19–123). Except for chaplains and chaplain candidates, female officers will not wear branch insignia on the service uniform shirt. Female chaplains and chaplain candidates wear their branch insignia in a location similar to that described for male chaplains (see para 12–12a(1)). On the black pullover sweater, chaplains and chaplain candidates wear their branch insignia centered above the nameplate, in lieu of the DUI.



**Figure 19–123. Wearing insignia of branch on the Army service/dress uniform (old version), female officer**

---



**Figure 19–124. Wearing insignia of branch on the Army service/dress uniform (new version), female officers**

---

(4) *Female enlisted.* On the old version of the Army service/dress uniform coat, enlisted females wear their branch insignia centered on the left collar, with the bottom of the disk approximately 1 inch above the notch, with the centerline of the branch insignia bisecting the notch, and parallel to the inside edge of the collar (see fig 19–124). On the new version of the Army service/dress uniform coat, enlisted females wear their branch insignia centered on the left collar, with the bottom of the disk approximately 5/8 inch up from center of the collar and lapel seam, with the centerline of the branch insignia bisecting the notch, and parallel to the inside edge of the lapel (see fig 19–125).

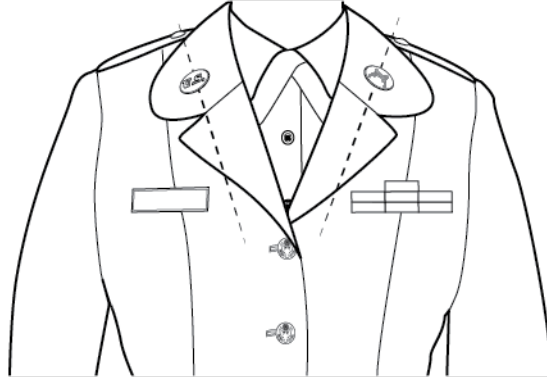


Figure 19–125. Wearing insignia of branch on the Army service/dress uniform (old version), enlisted female

---




Figure 19–126. Wearing insignia of branch on the Army service/dress uniform (new version), enlisted female

---

### 19–13. Insignia for U.S. Military Academy staff

The USMA nonsubdued branch insignia is the USMA coat of arms, 1 inch in height. The coat of arms consists of the shield of the United States bearing a Greek sword surmounted by the helmet of Pallas. The shield supports an eagle displayed with scroll and USMA motto, in gold-colored metal. Permanent professors, registrars, and civilian instructors of the USMA wear this insignia in the same manner as prescribed in paragraph 1–12 for all other branch insignia (see fig 19–126).



Figure 19–127. U.S. Military Academy staff personnel insignia

---

#### 19–14. Branch insignia for officer candidates

*a. Description.* The nonsubdued OCS insignia consists of the block letters “O.C.S.” in gold-colored metal, 7/16 inch in height, with each letter followed by a period. The subdued insignia is the same design as above, except it is black (see fig 19–127).

---



Figure 19–128. Officer candidate insignia

---

*b. How worn.* Officer candidates wear their insignia as follows:

(1) Male candidates wear the insignia centered on both collars of the Army service/dress uniform coat, approximately 1 inch above the notch, with the centerline of the insignia bisecting the notch, and parallel to the inside edge of the lapel. Female candidates wear the insignia centered on both collars of the Army service/dress uniform coat, approximately 5/8 inch up from the collar and lapel seam, with the centerline of the insignia bisecting the notch, and parallel to the inside edge of the lapel. On the male and female service uniform shirt collars, the insignia is worn on both collars, 1 inch above the point of the collar, with the centerline of the insignia bisecting the point of the collar (see figs 19–128 and 19–129).




Figure 19–129. Wearing officer candidate insignia on coat lapels

---

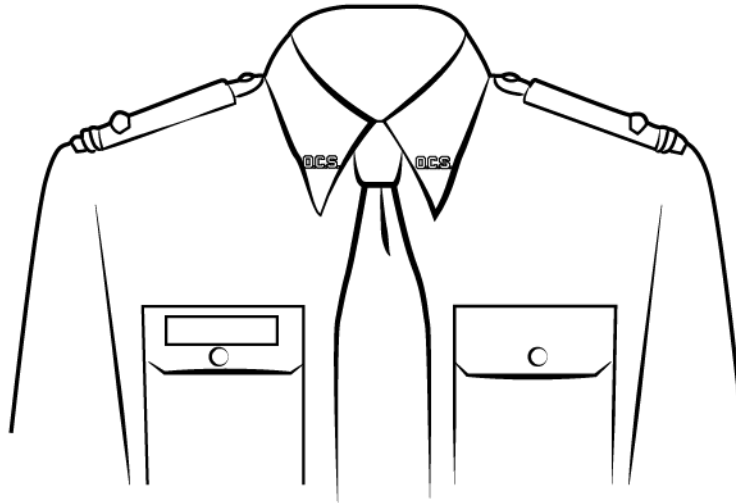


Figure 19–130. Wearing officer candidate insignia on shirt collars

---

- (2) Headgear insignia for service hats and caps are the same as prescribed for enlisted personnel (see fig 19–3 and fig 19–5).
- (3) Senior candidates may wear the cloth O.C.S. design on the ascot (see fig 19–130).




Figure 19–131. Wearing officer candidate ascot

---

#### 19–15. Insignia for warrant officer candidates

*a. Description.* The nonsubdued WOC insignia consists of the block letters “W.O.C.” in gold-colored metal, 7/16 inch in height, with each letter followed by a period. The subdued insignia is the same design as above, except it is black (see fig 19–131).

---

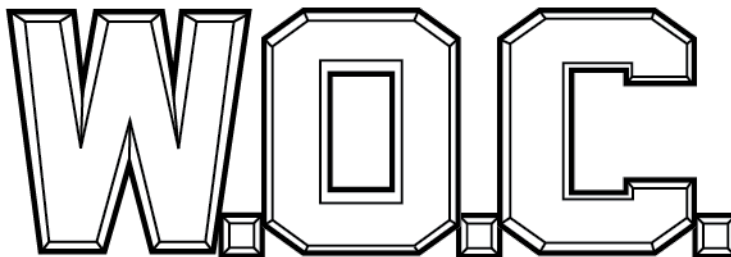


Figure 19–132. Wearing warrant officer candidate insignia

---

*b. How worn.* Warrant officer candidates wear their insignia as follows:

- (1) On the Army service/dress uniform coat, candidates wear the insignia on both collars, in the same manner as described in para –14.
- (2) Headgear insignia for service hats and caps are the same as prescribed for enlisted personnel (see fig 19–3 and fig 19–5).
- (3) On the helmet liner, candidates wear the W.O.C. decal painted on the front of the liner, in a prescribed color and size, 2 1/2 inches from the bottom rim of the liner .

c. *When worn.* All AA personnel wear the insignia beginning on date of entry into the resident WO entry course; the resident WO entry course; all RC personnel wear the insignia beginning on the date of the board selection to enter WOC status. Both AA and RC WOC personnel will wear the insignia until appointed to the WO category, or eliminated from WOC status.

### 19-16. Shoulder sleeve insignia-current organization

a. *Authorization.* Authorization for shoulder sleeve insignia is found in AR 670-1.

b. *The U.S. Army Logo.* The Army logo may be worn when authorized by the Chief of Staff, Army provided the shape, colors, and stylistic design of any such patch conforms with the design of the logo as prescribed by the Assistant Secretary of the Army (Manpower and Reserve Affairs). When worn on a uniform, the logo will not be accompanied by the trademark symbol. The U.S. Army logo patch is not considered a distinctive insignia in the same manner as the SSI. The U.S. Army logo patch is authorized for wear by the following:

- (1) U.S. Army Accessions Command.
- (2) U.S. Army Accession Command Support Brigade.
- (3) Officer and Enlisted personnel assigned to HQDA (HQDA staff only).
- (4) IET and one station unit training (OSUT) Soldiers.

c. *How worn.*

(1) All personnel will wear the subdued SSI centered on the hook-and-loop-faced pad already provide on the left sleeve of the utility uniforms. On uniforms with pocket flaps, the SSI is worn centered both horizontally and vertically from the bottom of the pocket flap to the bottom of the pocket. On uniforms without pocket flaps, the SSI is worn centered both horizontally and vertically from the top of the pocket to the bottom of the pocket. If a brassard is worn on a uniforms without pocket flaps, the SSI will be worn centered from the bottom of the brassard to the bottom of the pocket (see fig 19-132). Personnel will not wear the subdued SSI on the garrison culinary uniform. Soldiers will not sew the SSI on the uniform.

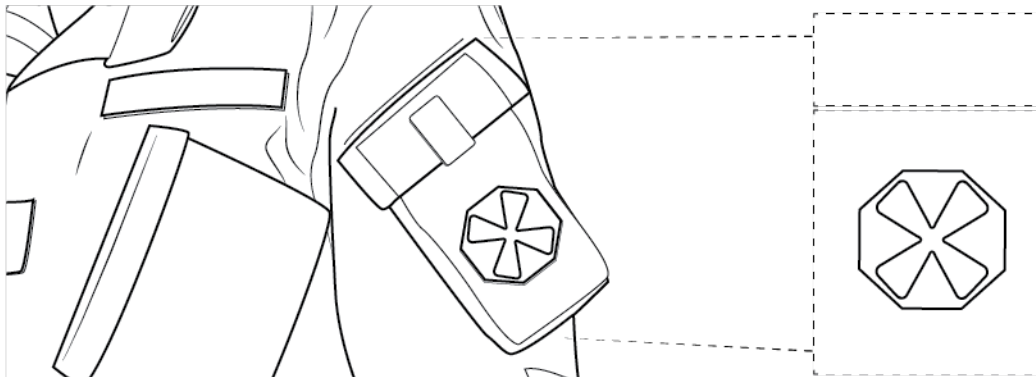


Figure 19-133. Wearing shoulder sleeve insignia current organization

### 19-17. Shoulder sleeve insignia-former wartime service

a. Authorization to wear a SSI indicating FWTS applies only to Soldiers who are/were assigned to U.S. Army units that meet all of the criteria outlined in AR 670-1.

b. *How worn.*

(1) Authorized personnel may wear the subdued SSI-FWTS centered on the hook-and-loop-faced pad already provide on the right sleeve of the utility uniform. On uniforms with pocket flaps, the SSI-FWTS is worn centered both horizontally and vertically from the bottom of the pocket flap to the bottom of the pocket. On uniforms without pocket flaps, the SSI-FWTS is worn centered both horizontally and vertically from the bottom of the U.S. flag insignia to the bottom of the pocket. The SSI-FWTS is not authorized for wear on organizational uniforms, except as prescribed in this paragraph (see fig 19-133).

c. Soldiers who are authorized to wear more than one SSI-FWTS have the option of choosing which SSI-FWTS they will wear. Soldiers will not sew the SSI-FWTS on the uniform. Soldiers may also elect not to wear a SSI-FWTS.

### 19–18. Wear of U.S. flag embroidered insignia

*a. Description.* The colors of the U.S. flag embroidered insignia (full color) are red, white, and blue. The size is approximately 2 inches by 3 inches.

*b. How worn.*

(1) The U.S. flag insignia (full color or subdued) is worn on the right shoulder pocket flap of utility uniforms. On uniforms with pocket flaps, the flag insignia is placed directly on top of the hook-and-loop-faced-pad already provided on the uniforms shoulder pocket flap. On uniforms without pocket flaps, the flag insignia is worn on the upper most portion of the hook-and-loop-faced pad with the top of the insignia at the top of the pad. The subdued U.S. flag insignia is worn when directed by the commander under tactical field conditions. Soldiers will not sew the U.S. Flag on the uniform.

(2) All personnel will wear the subdued SSI centered on the hook-and-loop faced pad already provided on the left sleeve of the utility uniforms. The U.S. flag embroidered insignia is worn so that the star field faces forward, or to the flag's own right. When worn in this manner, the flag is facing to the observer's right and gives the effect of the flag flying in the breeze as the wearer moves forward. The appropriate replica for the right shoulder sleeve is identified as the reverse side flag (see fig 19–133).

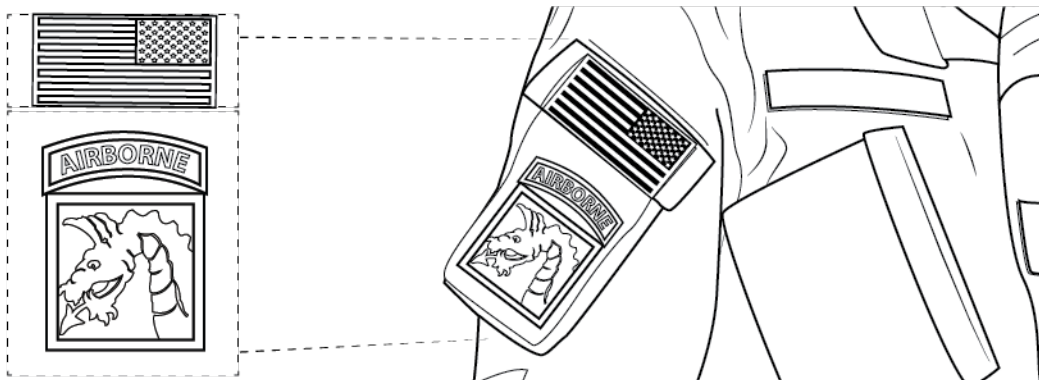


Figure 19–134. Wearing a shoulder sleeve insignia-former wartime service, with U.S. flag embroidered insignia, right sleeve

### 19–19. Branch colors

- a.* Adjutant general corps: dark blue and scarlet (cable numbers 65012 and 65006).
- b.* Air defense artillery: scarlet (cable number 65006).
- c.* Armor: yellow (cable number 65002).
- d.* Army medical specialist corps: maroon and white (cable numbers 65017 and 65005).
- e.* Army Nurse Corps: maroon and white (cable numbers 65017 and 65005).
- f.* Aviation: ultramarine blue and golden orange (cable numbers 65010 and 65003).
- g.* Branch immaterial: teal blue and white (cable numbers 65024 and 65005).
- h.* Cavalry: yellow (cable number 65002).
- i.* Chaplains: black (cable number 65018).
- j.* Chemical corps: cobalt blue and golden yellow (cable numbers 65011 and 65001).
- k.* Civil affairs: purple and white (cable numbers 65009 and 65005).
- l.* Corps of Engineers: scarlet and white (cable numbers 65006 and 65005).
- m.* Cyber: steel gray and black (cable numbers 67199 and 67138).
- n.* Dental corps: maroon and white (cable numbers 65017 and 65005).
- o.* Electronic Warfare: golden yellow and black (cable numbers 65001 and 65018).
- p.* Field artillery: scarlet (cable number 65006).
- q.* Finance corps: silver gray and golden yellow (cable numbers 65008 and 65001).
- r.* General staff: no color assigned.
- s.* Infantry: light blue (cable number 65014).
- t.* The Inspector General: dark blue and light blue (cable numbers 65012 and 65014).
- u.* Judge Advocate General's Corps: dark blue and white (cable numbers 65012 and 65005).
- v.* Logistics: Soldier red (cable number 80095).
- w.* Medical corps: maroon and white (cable numbers 65017 and 65005).



- x. Medical service corps: maroon and white (cable numbers 65017 and 65005).
- y. Military intelligence: oriental blue and silver gray (cable numbers 65027 and 65008).
- z. MP corps: green and yellow (cable numbers 65007 and 65002).
- aa. National Guard Bureau: dark blue (cable number 65012).
- ab. Ordnance corps: crimson and yellow (cable numbers 65013 and 65002).
- ac. Psychological Operations: Bottle green and silver gray (cable number 67191 and 67137).
- ad. Quartermaster corps: buff (cable number 65015).
- ae. Signal corps: orange and white (cable numbers 65004 and 65005).
- af. Special Forces: jungle green (cable number 65025).
- ag. Staff specialist, USAR: green (cable number 65007).
- ah. The SMA: no color assigned.
- ai. Transportation corps: brick red and golden yellow (cable numbers 650 and 65001).
- aj. Veterinary corps: maroon and white (cable numbers 65017 and 65005).

### 19–20. Branch scarves

Personnel may wear branch scarves as authorized by AR 670–1. These scarves are a bib-type design in the following colors, for wear by personnel as indicated:

- a. Black: chaplain.
- b. Brick red: transportation.
- c. Buff: supply, QM, supply and service, supply and transportation, and support.
- d. Cobalt blue: chemical.
- e. Crimson: OD and maintenance.
- f. Dark blue: NGB, Judge Advocate General, The Inspector General, and The Adjutant General.
- g. Green: MP and staff specialist.
- h. Infantry blue: Infantry.
- i. Jungle green: Special Forces.
- j. Maroon: Army medical specialist, Army Nurse, dental, medical, medical service, and veterinary corps.
- k. Orange: signal.
- l. Oriental blue: intelligence.
- m. Purple: civil affairs.
- n. Scarlet: artillery, engineers and permanent professors, registrar, and civilian instructors of the USMA.
- o. Silver gray: finance.
- p. Steel gray: cyber
- q. Teal blue: branch immaterial.
- r. Ultramarine blue: aviation.
- s. Yellow: armor and cavalry.
- t. Camouflage: as determined by local commander.
- u. Bottle green: psychological operations.

*Note.* Branch scarves are provided without cost to all personnel, when prescribed for wear.


### 19–21. Distinctive unit insignia

*a. Authorization.* DUI of a design approved by The Institute on Heraldry, DA, are authorized and prescribed for wear on the service uniform of personnel in the echelons outlined in AR 670–1. The design of the DUI is metal, or metal and enamel, only.

*b. By whom worn.* When a DUI is authorized, all personnel assigned to the organization wear the insignia, except general officers and the SMA. General officers wear their RDI on the black pullover sweater. The SMA wears the SMA insignia in lieu of the DUI.

*c. How worn.*

(1) Enlisted personnel wear the DUI on the service uniform coat, centered on the shoulder loops an equal distance from the outside shoulder seam to the outside edge of the button, with the base of the insignia toward the outside shoulder seam. Enlisted personnel are not authorized to wear the DUI on the dress uniform (see fig 19–134).



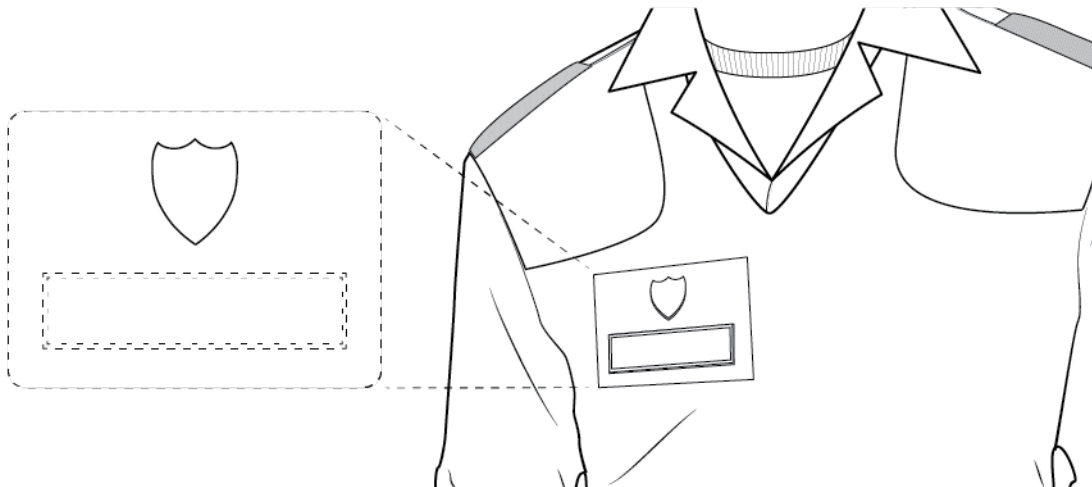
**Figure 19–135. Wearing DUI on shoulder loops**

---

(2) On the beret, enlisted personnel wear the DUI centered on the organizational flash. Soldiers assigned to units not authorized a DUI wear the RDI on the beret in the same manner as the DUI. The SMA and enlisted staff members assigned to the Office of the SMA wear the SMA collar insignia in lieu of the assigned DUI. A CSM assigned as the SEAC wears the SEAC the SEAC collar insignia in lieu of the DUI designated for Joint or DOD agencies. Soldiers assigned to units not authorized a DUI wear the RDI on the beret in the same manner as the DUI.

(3) Soldiers (except chaplains, general officers, and the SMA) wear the DUI centered above the nameplate on the black pullover cardigan, with the top edge of the insignia 1/4 inch below the top edge of the patch on the cardigan. Soldiers assigned to units not authorized the DUI wear the RDI on the black pullover cardigan in the same manner as the DUI (see fig 19–135). Soldiers currently on recruiting duty wear the recruiting badge in lieu of the DUI or RDI on the black pullover sweater. Chaplains wear their branch insignia, general officers wear the RDI, a CSM assigned a the SEAC wears SEAC insignia, the SMA and enlisted staff members assigned to the Office of the SMA wear the SMA insignia in the same manner. All Soldiers may adjust the placement of the DUI or RDI, up or down on the patch, to allow for large size DUI or RDI, or to adjust to body configuration.

---



**Figure 19–136. Wearing DUI/RDI on black pullover cardigan**

---

## **19–22. Regimental distinctive insignia**

*a. Authorization.* Soldiers wear regimental distinctive insignia when affiliated with a regiment or whole-corps regiment (based on a Soldier’s branch/corps/special branch as determined by PMOS or specialty).

*b. How worn.*

(1) *Males.*

(a) On the Army service/dress uniform and the service uniform shirt, males wear the RDI centered 1/8 inch above the top of the pocket flap or 1/4 inch above any unit awards or foreign badges that are worn (see fig 19–136). When the coat lapel obscures the RDI, Soldiers may wear the RDI aligned to the right edge of the unit awards or the nameplate. Wearing the RDI on the service uniform shirt is optional.




Figure 19–137. Wearing RDI on green and blue uniforms, male

(b) On the blue and white mess uniform, males wear the RDI centered on the right lapel. On the blue mess uniform, the RDI is worn centered on the satin facing, 1/2 inch below the notch in the lapel. On the white mess uniform, the RDI is worn centered on the lapel, 1/2 inch below the notch. The RDI is worn so that the vertical axis of the insignia is perpendicular to the ground (see fig 19–137).

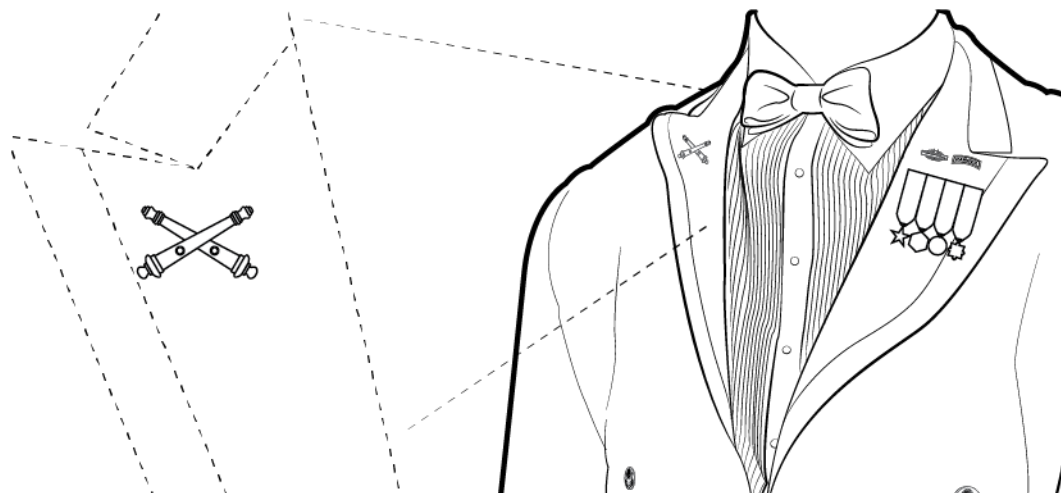


Figure 19–138. Wearing RDI on Army blue and white mess uniforms, male

(2) *Females.*

(a) On the Army service/dress uniform, the service uniform shirts, and maternity tunic, females wear the RDI centered 1/2 inch above the nameplate or 1/4 inch above any unit awards or foreign badges that are worn. When the coat lapel obscures the RDI, Soldiers may wear the RDI aligned to the right edge of the unit awards or the nameplate. Wearing the RDI on the service uniform shirt is optional.

(b) On the blue mess uniform and the new version of the white mess uniform, females wear the RDI centered on the right lapel, with the top of the RDI aligned with the top row of miniature medals. On the old version white mess uniform, females wear the RDI on the right side of the jacket (not on the lapels), centered between the lapel and shoulder seam, with the top of the RDI aligned with the top row of miniature medals. The RDI is worn so that the vertical axis of the insignia is perpendicular to the ground.

(3) *Regimental distinctive insignia and distinctive unit insignia.* The RDI and DUI will be the same for Soldiers who are assigned to, and affiliated with, the same unit. Soldiers who are assigned to a unit or agency not authorized a DUI will wear the RDI on the beret and the black pullover cardigan in lieu of a DUI.

### **19–23. Insignia representing regimental affiliation**

a. *Authorization.* AR 670–1 authorizes insignia used to represent regimental affiliation to consist of either the RDI or DUI. A Soldier's Regimental affiliation using an RDI is based on a Soldier's branch/corps/special branch as determined by PMOS or specialty. A Soldier's Regimental affiliation using a DUI is based on a unit in which the Soldier is serving or previously successfully served. Soldiers may wear the RDI for their affiliated regiment or may wear the DUI for a unit in which they are serving or have previously successfully served based off their assignment history as indicated in their personnel record.

b. *How worn.* The RDI or DUI, when worn as insignia to represent regimental affiliation, are worn as outlined in paragraph 19–22. Soldiers (except chaplains, general officers, a CSM assigned as the SEAC, the SMA's enlisted staff members) wear the DUI centered above the nameplate on the black pullover cardigan, with the top edge of the insignia 1/4 inch below the top edge of the patch on the cardigan. Soldiers assigned to units not authorized the DUI wear the RDI on the black pullover cardigan in the same manner as the DUI (see fig 19–135). Chaplains wear their branch insignia, general officers wear the RDI, a CSM assigned as the SEAC wears the SEAC insignia, the SMA and enlisted staff members assigned to the office of the SMA wear the SMA insignia in the same manner. All Soldiers may adjust the placement of the DUI or RDI, up or down on the patch, to allow for large size DUI or RDI, or to adjust to body configuration.

### **19–24. Insignia, distinguishing, U.S. Army tape, nametape, and nameplate**

a. *Insignia, distinguishing, U.S. Army tape.*

(1) *Description.* For the combat utility uniforms and ECWCS, the insignia is a 5 inches hook-and-loop-faced pad with the inscription "U.S. Army" in black block letters sewn on a camouflaged pattern tape to match the uniform. The letters are 3/4 inch high and 1/2 inch wide.

(2) *How worn.* The "U.S. Army" tape is worn on the wear's left breast pocket of the combat uniform immediately above the top of the slanted chest pocket flap and parallel to the ground (see fig 19–138). The background of the U.S. Army insignia is a camouflage pattern that matches the uniform. When personnel sew on badges, the following must also be sewn on the utility uniform coat: nametape, U.S. Army tape, and grade insignia. This requirement does not apply to the patrol cap. If a Soldier sews on a U.S. Army tape, nametape, or grade insignia, then all three items must be sewn on.

*Note.* Personnel will not wear the U.S. Army insignia tape on the garrison culinary uniform. Personnel are not authorized to have the words U.S. Army embroidered directly on the uniform.



**Figure 19–139. Wearing nametape and U.S. Army distinguishing nametape**

---

b. *Insignia, nametape.*

(1) *Description.* For the combat utility uniforms and applicable ECWCS jackets, the insignia is a 5 inch hook-and-loop-faced pad with the individual's last name in black block letters sewn on a camouflaged pattern tape to match the uniform. The nametape is worn above the wearer's right breast pocket above chest pocket flap. The letters are 3/4 inch high and 1/2 inch wide. No punctuation, symbols, or special characters are authorized on the nametape. (Last names consisting of 11 letters or more are constructed using Franklin gothic extra-condensed print (48 point), 1/2 inch high.)

(2) *How worn.*

(a) *Combat Uniform.* The nametape is worn on the wear's right breast pocket of the combat uniform immediately above the top of the slanted chest pocket flap and parallel to the ground (see fig 19–138). The background of the nametape insignia is a camouflage pattern that matches the uniform. When personnel sew on badges, the following must also be sewn on the utility uniform coat: nametape, U.S. Army tape, and grade insignia. This requirement does not apply to the patrol cap. If a Soldier sews on a U.S. Army tape, nametape, or grade insignia, then all three items must be sewn on.

(b) *ECWCS Jacket.* For ECWCS jackets with hook-and-loop-faced pads, personnel wear hook-and-loop nametape and U.S. Army tape insignias on the applicable cold weather garments. For ECWCS jackets without hook-and-loop-faced pads, personnel will wear the nametape on the left sleeve pocket flap. The nametape is a strip of camouflage pattern cloth, 1/2 inch wide and either 3 1/2 inches long or 5 1/4 inches long, depending on the size of the pocket flap, with the individual's last name in 1/4 inch wide black block lettering. The nametape can accommodate up to 14 characters. No other size nametape is authorized to be worn on the parka. The nametape will be centered left to right on the bottom of the pocket flap, 1/4 inch above the bottom of the flap. Personnel are not authorized to wear the nametape in any other location other than the pocket flap, and they are not authorized to embroider the name directly onto the pocket flap.

*Note.* For wearing nametapes on helmet bands, see paragraph 19–3.

(3) *How to obtain.* Initial and replacement nametapes are provided at no cost to enlisted members and are procured from appropriated funds. If facilities are not available at installations for inscribing and attaching nametapes, contracting for such services with local vendors is authorized.

c. *Insignia, nameplate.*

(1) *Description.*

(a) The nameplate is a black, laminated plastic plate, 1 inch by 3 inches, 1/16 inch thick, with a white border not to exceed 1/32 inch in width. Lettering is block type, indented white lettering, 3/8 inch in height, and centered on the plate. Only last names are used on the nameplates. No punctuation symbols, or special characters are authorized. Gloss or nongloss finish is authorized on the nameplate.

(b) Modifications to the nameplate to add other insignia or information are prohibited unless authorized by HQDA. Personnel will not wear nameplates with unauthorized additions or translations outside of the area for which they are authorized.

(2) How worn.

(a) *Male personnel.* On the service uniform shirt, and on the Army service/dress uniform coat, the nameplate is worn centered left to right on the flap of the right breast pocket, and centered between the top of the button and the top of the pocket. (See illustrations in individual uniform chapters.) On the garrison culinary smock, the nameplate is worn centered horizontally on the wearer's right side, to the right of the first and second buttons, with the bottom of the nameplate parallel to the top of the left breast pocket. On the black pullover sweater, the nameplate is worn centered on the black patch of the sweater, except when wearing the DUI or RDI. When wearing a DUI or RDI, the nameplate is placed 1/4 inch above the bottom of the black patch, with the top of the DUI or RDI placed 1/4 inch below the top edge of the patch, and centered left to right. Personnel may adjust the placement of the nameplate and DUI or RDI, up or down on the patch, to allow for large size DUI or RDI, or to adjust to body configuration.

(b) *Female personnel.* On the Army service/dress uniform, the nameplate is worn 1 to 2 inches above the top button of the coat and centered horizontally on the wearer's right side (see fig 19–139). On the service uniform shirt and maternity tunic the nameplate is worn in a comparable position. On the garrison culinary smock, the nameplate is worn centered horizontally on the wearer's right side, to the right of the first and second buttons, with the bottom of the nameplate parallel to the top of the left breast pocket. On the old-style Army blue uniform, the nameplate is worn centered horizontally on the wearer's right side, slightly above the top edge of the top button. (See illustrations in individual uniform chapters.) On the black pullover sweater, the nameplate is worn centered on the black patch of the sweater, except when wearing the DUI or RDI. When wearing a DUI or RDI, the nameplate is placed 1/4 inch above the bottom of the black patch, with the top of the DUI or RDI placed 1/4 inch below the top edge of the patch, and centered left to right. Personnel may adjust the placement of the nameplate and DUI or RDI, up or down on the patch, to allow for large size DUI or RDI, or to adjust to body configuration.

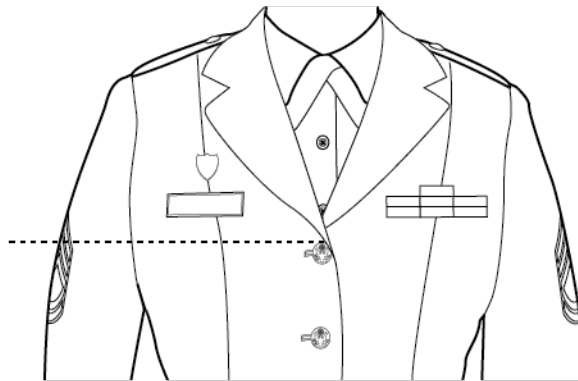



Figure 19–140. Wearing the nameplate on service and dress uniforms, female


## 19–25. Aiguillette, service

a. *Description.* The service aiguillette is a one-piece braided gold, gold-colored nylon, or synthetic metallic gold-colored cord, 3/16 inch in diameter, and 30 1/2 inches in length, with each end equipped with a hook and one end equipped with an eye. The front part of the aiguillette is 8 1/2 inches in length and consists of 1 1/2 inches of cord equipped with a hook, a knot 1 3/4 inches in length, a cord 2 inches in length, and a 3-inch ferrule.

b. *How worn.* The military aide to the President, White House social aides while on duty with the First Family, and officers designated as aides to foreign heads of state wear the service aiguillette on the right side of the uniform. All other aides wear aiguillettes on the left side. The cord is placed under the arm with the hook engaging the eyes on each side of the appropriate shoulder loop. The end equipped with the eye is worn to the front. The hook of the front part of the aiguillette is engaged in the eye of the cord (see fig 19–140).



Female



Male

Figure 19–141. Wearing service aiguillettes

---

*c. By whom worn.* Army attachés, assistant Army attachés, and aides wear the service aiguillette on the Army service/dress uniforms when they are worn for informal occasions. Males will wear the four-in-hand necktie with the uniform when wearing the service aiguillette. When personnel wear the black all-weather coat, they may wear the service aiguillette on the outside of the garment. The aiguillette is worn only when personnel are performing duties as aides.

#### 19–26. Aiguillette, dress

*a. Description.*


(1) The front of the dress aiguillette is the same as the service aiguillette, except the front part is replaced by a piece that is 25 inches in length, with 15 inches of braiding, with 2 inches from the braiding to the button loop and knot. The knot is 1 3/4 inches in length, the cord is 3 1/4 inches, and the ferrule is 3 inches. The braided end is equipped with a hook.

(2) The back of the dress aiguillette consists of a braided gold cord or gold-colored nylon cord, 3/16 inch in diameter and 30 1/2 inches in length, with an additional part 34 inches in length that consists of 24 inches of braiding, with 2 inches


from the braiding to the button loop and knot. The knot is 1 3/4 inches in length, the cord is 3 1/4 inches, and the ferrule is 3 inches and is fastened to a triangular piece of brass with a hook on the inside. This hook is attached to a small strip of brass which slips under the shoulder loop, shoulder strap, or shoulder knot. The brass strip for the shoulder strap is curved to conform to the contour of the shoulder and is 5/8 inch in width and 3 7/8 inches in length, with a rectangular opening at each end, 3/8 inches in length. The brass strip for shoulder knots is 5/8 inch in width and 3 3/8 inches in length, with an extra piece fastened to form a standing loop 1 inch in length that permits the flexible backing of the shoulder knot to pass through. The brass strip for the shoulder loop of the Army white mess uniform coat is the same as that used for the shoulder knot, without the standing loop.

*b. How worn.* The military aide to the President, White House social aides while on duty with the First Family, and officers designated as aides to foreign heads of state wear the aiguillette on the right side of the uniform. All other authorized personnel wear aiguillettes on the left side. Aiguillettes are secured to the coat before the opening of the brass strip, and the front part is hooked into the eye of the service aiguillette. The 34-inch part is passed under the arm, and the button loop of the 25-inch part is inserted through the button loop of the 34-inch part, past the button loop of the 25-inch part notch in the lapel, and attached to the button under the collar. The button under the collar is attached to the body of the coat so that the knot of the 25-inch part will easily clear the notch in the lapel. The loops of both cords cross on the outside of the arm with the front loop on top. Either gold cord or gold-colored nylon cord may be worn, depending upon the importance of the occasion and the individual's preference (see fig 19–141).





Female



Male

Figure 19–142. Wearing dress aiguillettes

---

*c. By whom worn.* The dress aiguillette is worn only when personnel are performing duties as aides. Army attachés, assistant Army attachés, and aides wear the dress aiguillette with the Army blue and white mess uniforms, when prescribed. Personnel may wear the dress aiguillette with the blue dress uniform only at formal occasions (when the bow tie is worn).

*d. How to obtain.* Aiguillettes are procured locally as expendable property by the organization to which the individual is assigned for supply purposes. A gold cord, gold-colored nylon cord, or synthetic metallic gold-colored cord is authorized for purchase.

## 19–27. Service stripes

*a. Large.*

(1) A golden-lite, rayon-embroidered diagonal stripe, 3/16 inch wide and 1 5/16 inches long, on a blue background that forms a 3/32-inch border around the stripe. The large service stripes are authorized on the service/dress uniforms. Soldiers must wear the large service stripes when wearing the large rank insignia.

(2) A gold-colored rayon or a golden-lite rayon or nylon braid, 1/2 inch wide, and of variable length. The large service stripe braid is authorized for wear by all enlisted Soldiers on the Army blue and white mess, and evening mess uniforms. Soldiers must wear the large service stripes when wearing large rank insignia.

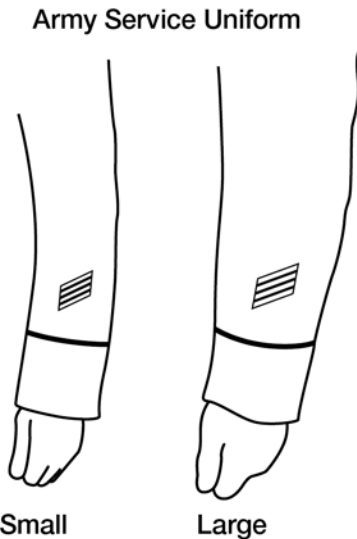
*b. Small.*

(1) A golden-lite rayon-embroidered diagonal stripe, 5/32 inch wide and 1 1/4 inches long on a blue background, that forms a 5/64 inch border around the stripe. The small service stripes are authorized on the service/dress uniforms. Soldiers must wear the small service stripes when wearing the small rank insignia.

(2) A gold-colored rayon or golden-lite rayon or nylon braid, 1/4 inch wide, and of variable length. The small service stripe braid is authorized for wear by all enlisted Soldiers on the Army blue and white mess, and evening mess uniforms. Soldiers must wear the small service stripes when wearing small rank insignia.

*c. How worn.*

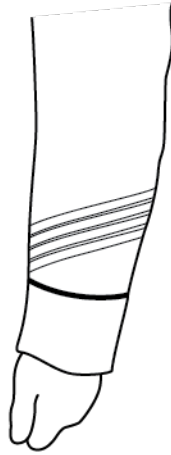
(1) Service stripes covered in paragraphs a(1) and b(1), above, are worn on the Army service/dress uniform coat. The service stripes are worn centered on the outside bottom half of the left sleeve. The first stripe is sewn on an angle of 45 degrees, with the lower end toward the inside seam of the sleeve, 4 inches from the bottom of the sleeve. Each additional stripe is spaced 1/16 inch above and parallel to the first stripe (see fig 19-142).



**Figure 19-143. Wearing service stripes, enlisted**

---

(2) Service stripes covered in paragraphs a(2) and b(2), above, are worn on the Army blue and white mess uniform. The service stripes are worn centered from seam to seam on the outside bottom half of both sleeves. The first stripe is sewn on an angle of 30 degrees, with the lower end inserted in the front inside seam, 1/4 inch above the cuff braid of the Army blue mess uniform, and 3 inches above the bottom of the sleeve on the Army white mess uniform. The upper end of the stripe is inserted in the back seam of the sleeve. Each additional stripe is spaced 1/8 inch above and parallel to the first stripe (see fig 19-143).



**Figure 19–144. Wearing service stripes on Army mess, enlisted**

---

*d. By whom worn.* Soldiers are authorized wear of the service stripes as outlined in AR 670–1.

#### **19–28. Overseas service bars**

*a. Large.* A golden-lite rayon-embroidered bar,  $\frac{3}{16}$  inches wide and  $1\frac{5}{16}$  inches long, on a blue background that forms a  $\frac{3}{32}$ -inch border around the bar. All personnel are authorized to wear the large overseas service bar. Enlisted Soldiers must wear large overseas service bars when wearing large rank and service stripe insignia.

*b. Small.* A golden-lite rayon-embroidered bar,  $\frac{5}{32}$  inch wide and  $\frac{13}{32}$  inch long, on a blue background that forms a  $\frac{5}{64}$ -inch border around the bar. All personnel are authorized to wear the small overseas service bar. Enlisted Soldiers must wear small overseas service bars when wearing small rank and service stripe insignia.

*c. How worn.* The overseas service bars are worn on the Army service/dress uniform coat. The overseas service bars are worn centered on the outside bottom half of the right sleeve. The first bar is sewn parallel to the bottom of the sleeve, with the lower edge of the overseas service bar  $\frac{1}{4}$  inch above the sleeve braid of the coat for officer personnel, and 4 inches above the bottom of the sleeve for enlisted personnel. Each additional bar is spaced  $\frac{1}{16}$  inch above and parallel to the first bar (see fig 19–144).

*d. By whom worn.* Soldiers are authorized wear of the overseas service bar as outlined in AR 670–1.

---

## Army Service Uniform

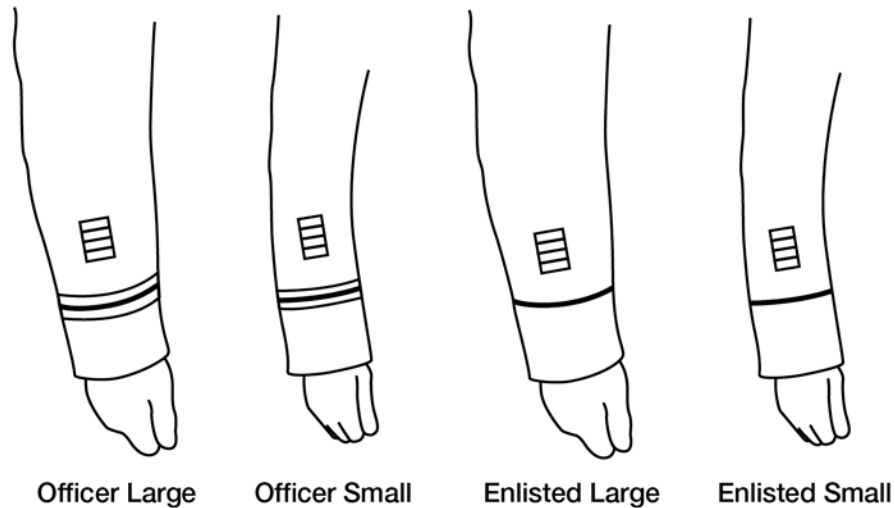


Figure 19–145. Wearing overseas service bars, all ranks

---

### 19–29. Brassards

*a. Authorization.* Brassards are worn as ID to designate personnel who are required to perform a special task or to deal with the public. Brassards are authorized for wear only while actively engaged in the duty associated with the brassard and identification of personnel is required, such as field operations and event response. Brassards are not intended for wear while performing daily or routine job related activities. For example, a member of an Explosive Ordnance Disposal (EOD) Team would wear the EOD brassard while actively conducting disposal operations in an environment where non-EOD personnel are present and identification of EOD personnel is necessary; the brassard is not worn while conducting staff activities, routine maintenance and preparations, or while in an on-call or stand-by status.

*b. Description.*

(1) *Nonsubdued.* Nonsubdued brassards are made of cloth 17 to 20 inches long and 4 inches wide of colors specified below. When more than one color is specified for the cloth brassard, the colors are of equal width and run lengthwise on the brassard. Cloth brassards are worn on the left sleeve of the outer garment, with the bottom edge of the brassard approximately 2 inches above the elbow (see fig 19–145).

(2) *Subdued.* Subdued brassards are a rectangular shaped embroidered device with an overall dimension of 1 13/16 inches in height by 3 1/4 inches in width, all within a 1/8 border. The subdued brassard is a hook-and-loop insignia and is worn attached to the left sleeve of the combat uniform coat shoulder pocket. On uniforms with pocket flaps, the brassard is placed directly on top of the hook-and-loop-faced-pad already provided on the uniforms shoulder pocket flap. On uniforms without pocket flaps, the brassard is worn on the upper most portion of the hook-and-loop-faced pad with the top of the insignia at the top of the pad. (see fig 19–145).

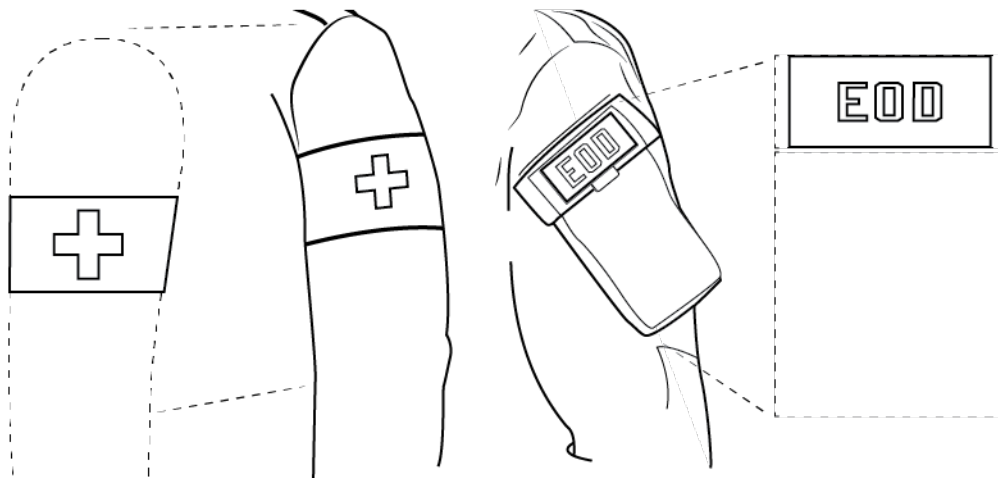


Figure 19-146. Wearing brassards

---

*c. Authorized brassards.*

(1) *The Directorate of Evaluation and Standardization brassard.* The Directorate of Evaluation and Standardization (DES) brassard is subdued brassard consisting of three black letters “DES” 1 11/32 inches in height (see fig 19-146).

---



Figure 19-147. Brassard, Directorate of Evaluation and Standardization

---

(2) *Acting noncommissioned officer brassard.* The acting noncommissioned officer brassard is a nonsubdued brassard consisting of gold-colored chevrons on a dark blue background. Trainees or candidates acting as noncommissioned officers in schools or training centers wear this brassard. (See figs 19-147 and 19-148 for the sergeant and corporal brassards.)




Figure 19-148. Brassard, sergeant

---


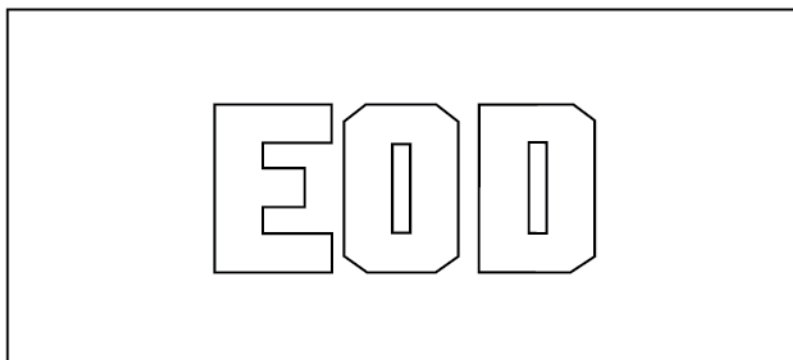


Figure 19-149. Brassard, corporal

---

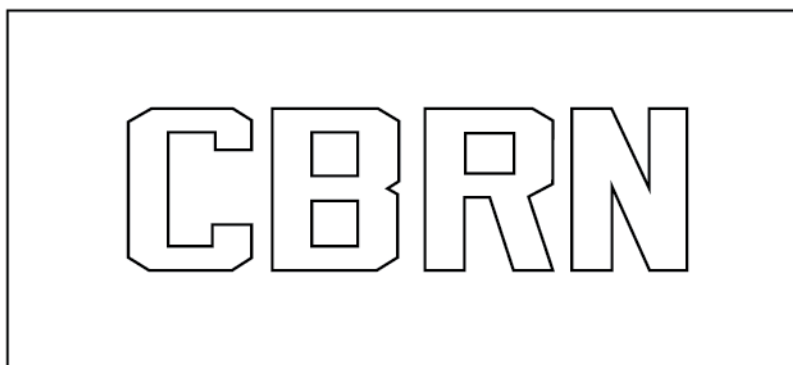
(3) *Explosive ordnance disposal brassard.* The EOD brassard is a subdued brassard consisting of three black letters “EOD” 1 5/16 inches in height (see fig 19-149).



**Figure 19–150. Brassard, explosive ordnance disposal**

---

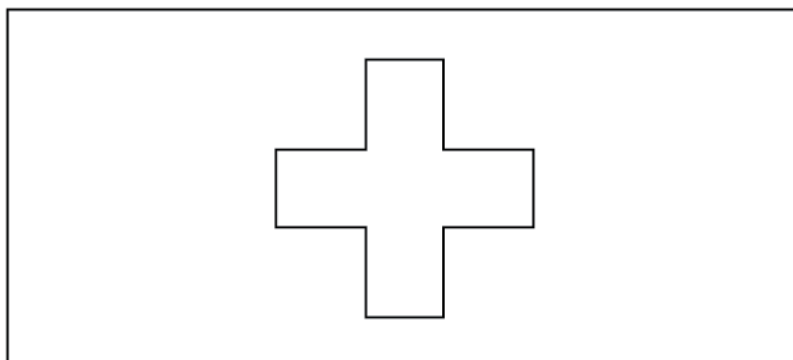
- (4) *Chemical, Biological, Radiological, and Nuclear brassard.*
- (a) *Nonsubdued.* The nonsubdued CBRN brassard consists of the letters “CBRN” in golden-orange block letters, on a cobalt blue background.
- (b) *Subdued.* The subdued CBRN brassard consists of four black letters “CBRN” 1–11/32 inches in height (see fig 19–150).
- 



**Figure 19–151. Brassard, CBRN**

---

- (5) *Medical Services Geneva Convention brassard.* The Medical Services Geneva Convention brassard is a nonsubdued brassard consisting of a red Geneva cross on a white background (see fig 19–151).

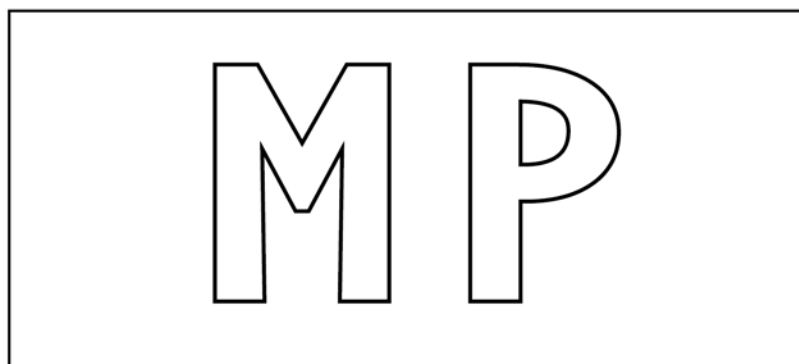


**Figure 19–152. Brassard, Geneva Convention**

---

(6) *Military police brassard.* The MP brassard is a subdued brassard consisting of two black letters “MP” 1 5/16 inches in height, with an overall dimensions of 1 13/16 inches) in height (see fig 19–152).

---

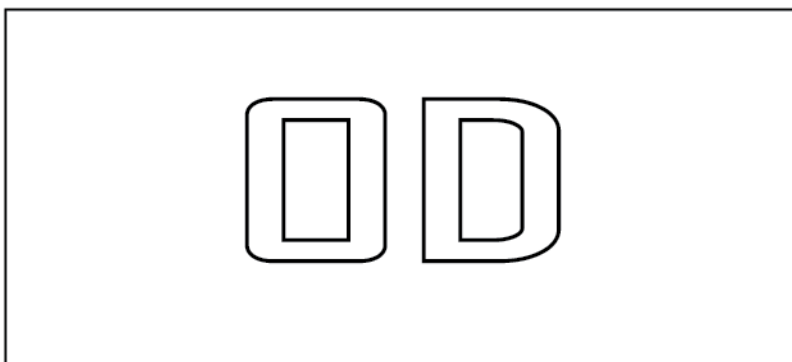


**Figure 19–153. Brassard, military police**

---

(7) *Officer of the day brassard.* The officer of the day brassard is a nonsubdued brassard consisting of the letters “OD” in yellow block letters on a dark-blue background. (see fig 19–153).





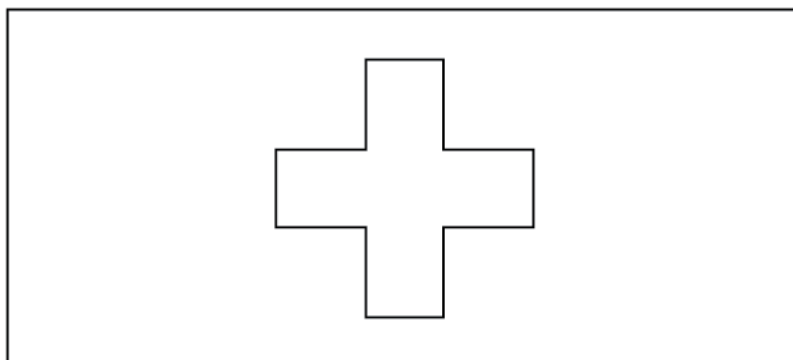
**Figure 19-154. Brassard, officer of the day**

- 
- (8) *Courtesy patrol brassard.*
- (a) *Nonsubdued.* The nonsubdued CP brassard consists of the letters “CP” in yellow block letters on a dark-blue background.
- (b) *Nonsubdued.* The subdued CP consists of two black letters “CP” 1 5/16 inches in height (see fig 19-154).
- 



**Figure 19-155. Brassard, courtesy patrol**

- 
- (9) *Veterinary Corps brassard.* The veterinary corps brassard is a nonsubdued brassard consisting of a green cross on a white background (see fig 19-155).



**Figure 19–156. Brassard, Veterinary Corps**

---

(10) *Criminal Investigation Division brassard.* The Criminal Investigation Division (CID) brassard is a subdued brassard consisting of three black letters “CID” 1 5/16 inches in height (see fig 19–156).

---



**Figure 19–157. Brassard, Criminal Investigation Division**

---

(11) *Staff duty brassard.*

(a) *Nonsubdued.* The nonsubdued staff duty brassard consists of the letters “SD” in yellow block letters on a dark blue background.

(b) *Subdued.* The subdued staff duty brassard consists of two black letters “SD” 1 5/16 inches in height (see fig 19–157).



Figure 19–158. Brassard, staff duty

---


### 19–30. Distinctive items authorized for infantry personnel

a. *Cord, shoulder.*

(1) *Description.* The shoulder cord is infantry blue, and it is formed by a series of interlocking square knots around a center cord.

(2) *Authority for wear.* AR 670–1 identifies the approval authority to authorize the wear of the shoulder cord to infantryman, the authorized wearers, and the authorized assignments for wear of the shoulder cord. Since this shoulder cord is not a considered a permanent award, it should not be worn by Soldiers in an official DA photo.

(3) *How worn.* The shoulder cord is worn on the right shoulder of the Army service/dress uniform coat and the service uniform shirt. The cord is passed under the arm and over the right shoulder under the shoulder loop, and secured to the button on the shoulder loop. In order to attach the cord, officer personnel will attach a 20-ligne button to the right shoulder seam, 1/2 inch outside the collar edge (see fig 19–158).



**Figure 19–159. Distinctive items authorized for infantry personnel**

---

*b. Insignia disk; branch and U.S. insignia.*

(1) *Description.* A plastic disk in infantry blue, 1 1/4 inches in diameter.

(2) *Authority for wear.* Authority for wear is described in AR 670–1 and paragraph 19–30a(2). The insignia is issued without cost to enlisted personnel.

(3) *How worn.* The blue infantry disk is worn secured beneath the branch and U.S. insignia disks, with a 1/8-inch border around the insignia. Infantry personnel wear the insignia on the Army service/dress uniforms (see fig 19–159).

*c. Insignia disk, service cap.*

(1) *Description.* A plastic disk in infantry blue, 1 3/4 inches in diameter.

(2) *Authority for wear.* Authority for wear is described in AR 670–1 and paragraph 19–30a(2). The insignia is issued without cost to enlisted personnel.

(3) *How worn.* The blue infantry disk is worn secured beneath the insignia on the blue and green service caps and the male drill sergeant hat.

**19–31. Distinctive items authorized for other than infantry personnel**

*a. Organizational flash.*

(1) *Description.* A shield-shaped embroidered patch worn on the beret, with a semicircular bottom, approximately 2 1/4 inches long and 1 7/8 inches wide.

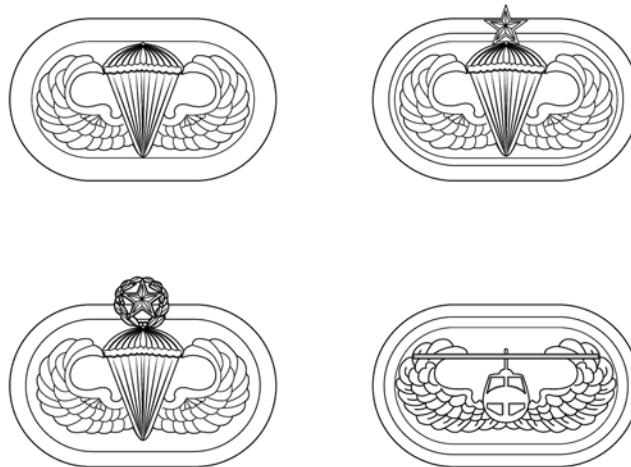
(2) *How worn.* The flash is sewn centered on the stiffener of the beret (see para 19–3c).

(3) *Authorized wearers.* See AR 670–1.

*b. Airborne background trimming.*

(1) *Description.* An oval-shaped embroidered device in distinctive colors, 1 3/8 inches in height and 2 1/4 inches in width.

(2) *How worn.* Personnel wear the background trimming beneath any of the authorized parachutist or air assault badges on the Army service/dress uniform coat the service uniform shirt, and on the Army maternity tunic (females only). The basic portion of the badge is centered on the background trimming; however, the wreath and star on the master and senior parachutist badges project slightly above the background trimming (see fig 19–159). When worn together, the badge and background trimming are considered a single item for placement and measurement, as described in para 20–16.



**Figure 19–160. Airborne Background Trimming**

(3) *Authorized wearers.* See AR 670–1.

*c. Cord, shoulder, marksmanship.*

(1) *Description.* A blue cord, 3/16 inch in diameter, bearing a band composed of serrated markings at 9/16-inch intervals. Each marking consists of 1/16-inch white, 1/16-inch red, and 1/16-inch white markings. The overall length of the shoulder cord will not exceed 52 inches (includes double cord).

(2) *How worn.* The shoulder cord is worn on the right shoulder of the Army service/dress uniform coat and the service uniforms shirt, when it is worn as an outer garment. The cord is passed under the arm and over the right shoulder, under the shoulder loops, and secured to the button on the shoulder loop.

*Authorized wearers.* See AR 670–1.

## **Chapter 20**

### **Wear of Decorations, Service Medals, Badges, Unit Awards, and Appurtenances**

#### **20–1. General**

This chapter covers the wear of decorations, service medals, badges, unit awards and appurtenances, both U.S. and foreign, authorized for wear on Army uniforms. The term “award” is an all-inclusive term covering any decoration, service medal, badge, ribbon, or appurtenance bestowed on an individual or unit. The term “ribbon” is an all-inclusive term covering that portion of the suspension ribbon of a service medal or decoration that is worn instead of the service medal or decoration. The ribbon is made in the form of a ribbon bar, 1 3/8 inches wide by 3/8 inches high. The term “ribbon” is used throughout this chapter, and it includes service and training ribbons.

#### **20–2. Authorization**

*a.* See AR 670–1 for authorization and occasion of wear.

*b. Additional guidance.* Soldiers may sew on all authorized skill and identification badges at their own expense on utility uniforms. Skill and identification badges may be sewn on or pinned on. Soldiers are not authorized to mix sew-on with pin on badges. When personnel sew on badges, the following must also be sewn on the utility uniform coat: nametape, U.S. Army tape, and grade insignia. Soldiers may wear subdued pin-on badges with sewn on name tape, U.S. Army tape, and grade insignia. This requirement does not apply to the patrol cap. Soldiers will not sew on the following:

- (1) Shoulder sleeve insignia-current organization.
- (2) Shoulder sleeve insignia-former wartime service.
- (3) Tabs.
- (4) U.S. Flag.

*c.* Personnel will attach items directly on the uniform so that it rests firmly without turning. Soldiers will ensure that embroidered cloth insignia is sewn on the uniform so the stitching blends inconspicuously with the background material. Visible objects, such as clear badge holders worn on the outside of the uniform, are not authorized to aid in affixing insignia to the uniform.

### **20-3. When wearing awards is prohibited**

See AR 670-1 for wear policy.

### **20-4. Order of Precedence by Category of Medal**

See AR 670-1 for wear policy.

### **20-5. Order of Precedence within categories of medals**

The following lists indicate the order of precedence within each category, when two or more medals from each category are worn at the same time:

*a. U.S. military decorations.* A decoration is an award given to an individual as a distinctively designed mark of honor denoting heroism, or meritorious or outstanding service or achievement. U.S. military decorations authorized for wear on Army uniforms are listed below in order of precedence.

- (1) Medal of Honor (Army, Navy, and Air Force).
- (2) Distinguished Service Cross.
- (3) Navy Cross.
- (4) Air Force Cross.
- (5) Coast Guard Cross.
- (6) Defense Distinguished Service Medal.
- (7) Distinguished Service Medal (Army, Navy, Air Force, and Coast Guard).
- (8) Silver Star.
- (9) Defense Superior Service Medal.
- (10) Legion of Merit.
- (11) Distinguished Flying Cross.
- (12) Soldier's Medal.
- (13) Navy and Marine Corps Medal.
- (14) Airman's Medal.
- (15) Coast Guard Medal.
- (16) Bronze Star Medal.
- (17) Purple Heart.
- (18) Defense Meritorious Service Medal.
- (19) Meritorious Service Medal.
- (20) Air Medal.
- (21) Aerial Achievement Medal.
- (22) Joint Service Commendation Medal.
- (23) Army Commendation Medal.
- (24) Navy Commendation Medal.
- (25) Air Force Commendation Medal.
- (26) Coast Guard Commendation Medal.
- (27) Joint Service Achievement Medal.
- (28) Army Achievement Medal.
- (29) Navy Achievement Medal.
- (30) Air Force Achievement Medal.

- (31) Coast Guard Achievement Medal.
- (32) Combat Action Ribbon (Navy and Marine Corps, and Coast Guard).
- (33) Air Force Combat Action Medal.

*b. U.S. unit awards.* A unit award is given to an operating unit and is worn by members of that unit who participated in the cited action. Personnel who did not participate in the cited action, but who are assigned in the cited unit, are authorized temporary wear of some unit awards; only the unit awards specified in table 20–1 are authorized for temporary wear. Personnel will not wear temporary unit awards for official photographs or for promotion/selection boards. U.S. unit awards authorized for wear on Army uniforms are listed below in their order of precedence.

- (1) Presidential Unit Citation (Army and Air Force)
- (2) Presidential Unit Citation (Navy and Marine Corps).
- (3) Presidential Unit Citation (Coast Guard).
- (4) Joint Meritorious Unit Award.
- (5) Army Valorous Unit Award.
- (6) Navy Unit Commendation.
- (7) Air Force Gallant Unit Award.
- (8) Coast Unit Commendation.
- (9) Army Meritorious Unit Commendation.
- (10) Navy Meritorious Unit Commendation.
- (11) Air Force Meritorious Unit Award.
- (12) Coast Guard Meritorious Unit Commendation.
- (13) Army Superior Unit Award.
- (14) Air Force Outstanding Unit Award
- (15) Coast Guard Meritorious Team Commendation.
- (16) Navy “E” Ribbon.
- (17) Air Force Organizational Excellence Award.
- (18) Coast Guard “E” Ribbon.

*c. U.S. nonmilitary decorations.* U.S. nonmilitary decorations authorized for wear on Army uniforms are listed below in their order of precedence (this list is not all inclusive). Personnel will wear other U.S. nonmilitary (Federal agency) decorations based upon date of receipt. If more than one decoration is awarded by the same agency, the decorations are worn in the order of precedence as established by the awarding agency. Personnel will not wear U.S. nonmilitary decorations that duplicate recognition for service or an act for which a military decoration has already been awarded. Awards given by a jurisdiction inferior to the Federal Government are not authorized for wear on the Army uniform, except as specified in paragraph j, below.

- (1) Presidential Medal of Freedom.
- (2) Presidential Citizen’s Medal.
- (3) President’s Award for Distinguished Federal Civilian Service Award.
- (4) Department of Defense Distinguished Civilian Service Award.
- (5) Secretary of Defense Medal for the Defense of Freedom.
- (6) Secretary of Defense Meritorious Civilian Service Award.
- (7) Office of the Secretary of Defense Exceptional Civilian Service Award.
- (8) Secretary Distinguished Service Award.
- (9) National Intelligence Distinguished Service Medal.
- (10) National Intelligence Superior Service Medal.
- (11) National Intelligence Exceptional Achievement Medal.
- (12) Surgeon General’s Exemplary Service Medal.
- (13) National Aeronautics and Space Administration Space Flight Medal.
- (14) Public Health Service Commendation Medal.
- (15) Public Health Service Achievement Medal.
- (16) Department of State Distinguished Service Award.
- (17) Department of State Distinguished Honor Award.
- (18) Department of State Superior Honor Award.
- (19) Department of State Meritorious Honor Award.
- (20) Decoration for Exceptional Civilian Service.
- (21) Meritorious Civilian Service Award.
- (22) Superior Civilian Service Award.
- (23) Commander’s Award for Civilian Service.

(24) Achievement Medal for Civilian Service.

*d. U.S. service (campaign) medals and service and training ribbons.* U.S. service (campaign) medals and service and training ribbons authorized for wear on the uniform are listed below, in their order of precedence. Personnel may wear service medals and service and training ribbons awarded by other U.S. Services on the Army uniform, except for the Air Force Longevity Service Award ribbon and Air Force, Navy, and Coast Guard marksmanship medals and ribbons. Personnel will wear service and training medals and ribbons awarded by other U.S. Services after U.S. Army service and training ribbons, and before foreign awards.

(1) Prisoner of War Medal.

(2) Good Conduct Medal. Good Conduct Medals from the other Services follow the Army Good Conduct Medal in order of precedence. The Army Reserve Component Achievement Medal and equivalents awarded by other Service Reserve Components follow the Army Good Conduct Medal and Good Conduct Medals from the other U.S. Services, in order of precedence.

(3) American Defense Service Medal.

(4) Women's Army Corps Service Medal.

(5) American Campaign Medal.

(6) Asiatic-Pacific Campaign Medal.

(7) European-African-Middle Eastern Campaign Medal.

(8) World War II Victory Medal.

(9) Army of Occupation Medal.

(10) Medal for Humane Action.

(11) National Defense Service Medal.

(12) Korean Service Medal.

(13) Antarctica Service Medal.

(14) Armed Forces Expeditionary Medal.

(15) Vietnam Service Medal.

(16) Southwest Asia Service Medal.

(17) Kosovo Campaign Medal.

(18) Afghanistan Campaign Medal.

(19) Iraq Campaign Medal.

(20) Inherent Resolve Campaign Medal

(21) Global War on Terrorism-Expeditionary Medal.

(22) Global War on Terrorism-Service Medal.

(23) Korean Defense Service Medal.

(24) Armed Forces Service Medal.

(25) Humanitarian Service Medal.

(26) Military Outstanding Volunteer Service Medal.

(27) Army Sea Duty Ribbon.

(28) Armed Forces Reserve Medal.

(29) NCO Professional Development Ribbon.

(30) Army Service Ribbon.

(31) Overseas Service Ribbon.

(32) Army Reserve Components Overseas Training Ribbon.

(33) Coast Guard Special Operations Service Ribbon.

(34) Air Force Combat Readiness Medal.

(35) Navy Sea Service Deployment Ribbon.

*e. U.S. Merchant Marine awards.* Listed below in their order of precedence is the U.S. Merchant Marine awards authorized for wear on the Army uniform.

(1) Distinguished Service Medal.

(2) Meritorious Service Medal.

(3) Gallant Ship Citation.

(4) Mariner's Medal.

(5) Combat Medal.

(6) Defense Medal.

(7) Atlantic War Zone Medal.

(8) Pacific War Zone Medal.

(9) Mediterranean-Middle East War Zone Medal.



- (10) Victory Medal.
- (11) Korean Service Medal.
- (12) Vietnam Service Medal.
- (13) Expeditionary Medal.
- (14) Philippine Defense Ribbon.
- (15) Philippine Liberation Ribbon.

*f. U.S. nonmilitary unit awards.* The Public Health Service Unit Award and the National Intelligence Meritorious Unit Citation are authorized for wear on the Army uniform.

*g. Foreign decorations.* Personnel who are specifically authorized by law to accept decorations from foreign governments may wear them in the order of their receipt after all U.S. decorations, the Good Conduct Medal, campaign and service medals, and service and training ribbons. (See AR 600–8–22 for application procedures to request authorization to accept and wear foreign decorations.) Personnel may not wear any foreign decorations on the uniform unless at least one U.S. decoration or service medal is worn at the same time. Personnel will not wear foreign awards that do not conform to the standard U.S.-sized ribbon bar or medal.

*h. Foreign unit awards.* The following foreign unit awards, listed in their order of precedence, are authorized for wear on the Army uniform, when at least one U.S. decoration, service medal, or ribbon is worn at the same time. See AR 670–1, para 20–10, for permanent and temporary wear criteria.

- (1) Philippine Republic Presidential Unit Citation.
- (2) Republic of Korea Presidential Unit Citation.
- (3) Vietnam Presidential Unit Citation.
- (4) Republic of Vietnam Gallantry Cross Unit Citation.
- (5) Republic of Vietnam Civil Actions Unit Citation.
- (6) Fourrageres (no order of precedence).
  - (a) French fourragere.
  - (b) Belgian fourragere.
  - (c) Netherlands orange lanyard.

*i. Non-U.S. service awards.* The following non-U.S. service awards, listed in their order of precedence, are authorized for wear on the Army uniform when at least one U.S. decoration, service medal, or ribbon is worn at the same time. An individual may not wear any other foreign service medal, unless the wearer was awarded such medal while a bona fide member of the armed forces of a friendly foreign nation and has received HQDA approval to wear the medal or ribbon. (See AR 600–8–22 for application procedures to request authorization to accept and wear foreign service medals or ribbons.)

- (1) Philippine Defense Ribbon.
- (2) Philippine Liberation Ribbon.
- (3) Philippine Independence Ribbon.
- (4) United Nations Service Medal.
- (5) Inter-American Defense Board Medal.
- (6) United Nations Medal.
- (7) North Atlantic Treaty Organization Medal.
- (8) Multinational Force and Observers Medal.
- (9) Republic of Vietnam Campaign Medal.
- (10) Kuwait Liberation Medal (Saudi Arabia).
- (11) Kuwait Liberation Medal (Government of Kuwait).
- (12) Republic of Korea War Service Medal.

*j. State awards for Army National Guard Soldiers.* ARNG personnel are authorized to wear State awards under applicable State laws or regulations when assigned to the ARNG under the command and control of the Governor or Adjutant General, under the provisions of 32 USC. The term “State” includes the 50 States, U.S. territories (which include Guam and the U.S. Virgin Islands), Puerto Rico, and the District of Columbia. The following personnel statuses are included in this authorization: Active Guard Reserve; active duty for training, active duty for special work; full-time National Guard duty for special work or training; annual training; and inactive duty training (drill status), including periods when personnel may be attached to the AA or reserve of any Service, whether paid or unpaid. Personnel will wear such awards in the State order of precedence, after Federal and foreign awards. Soldiers on active Federal service, under the provisions of 10 USC, are authorized to accept, but not wear, State or territory awards.

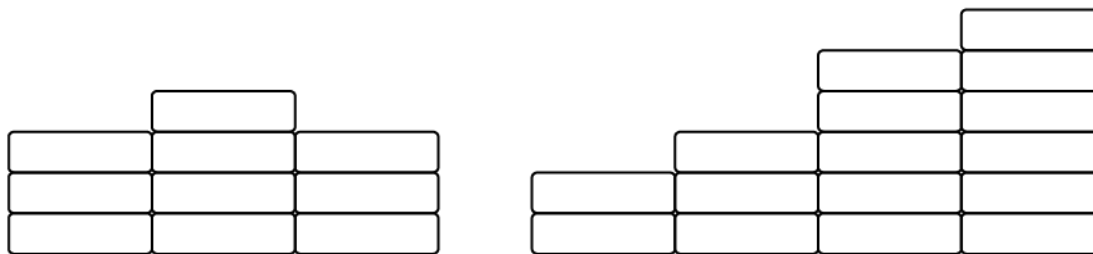
## **20–6. Wear of service ribbons and lapel buttons**

### *a. Service Ribbons.*

(1) *Where worn.* All personnel may wear ribbons representing decorations, service medals, service ribbons, and training ribbons on the Army service/dress uniform coat and the service uniform shirt. Female personnel may also wear ribbons on the maternity tunic.

(2) *How worn.* Service ribbons are worn in order of precedence from the wearer's right to left, in one or more rows, with either no space between rows or 1/8-inch space between rows. No more than four ribbons are worn in any one row. Soldiers will not start a second row unless they are authorized to wear four or more ribbons. The determination of whether three or four ribbons are worn in each row is based upon the size of the coat and the position of the lapel. The first and second rows will contain the same number of ribbons (three or four) before starting a third row. Second and subsequent rows will either contain the same number of ribbons or less than the row below. The top row is centered on the row beneath, or may be aligned to the wearer's left, whichever presents the best appearance (see fig 20-1).

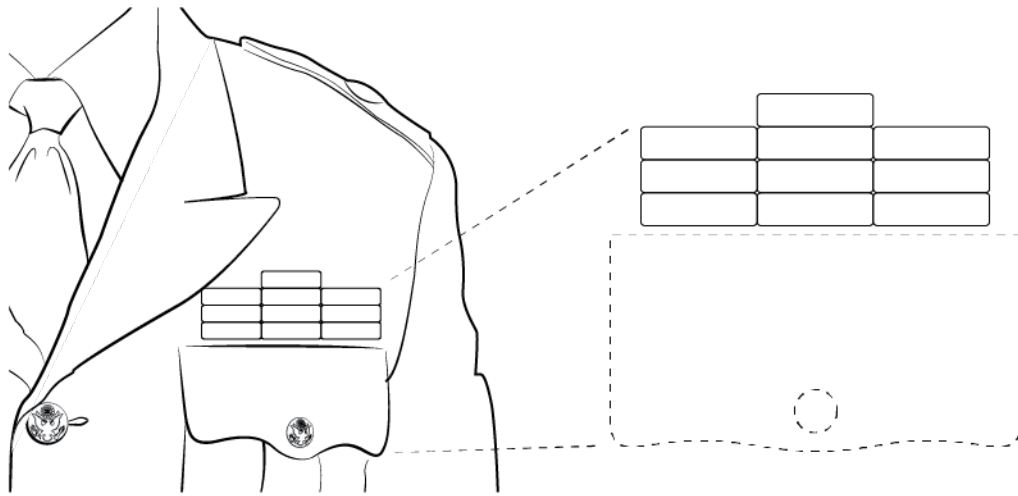
---



**Figure 20-1. Wearing ribbons centered and aligned to the left**

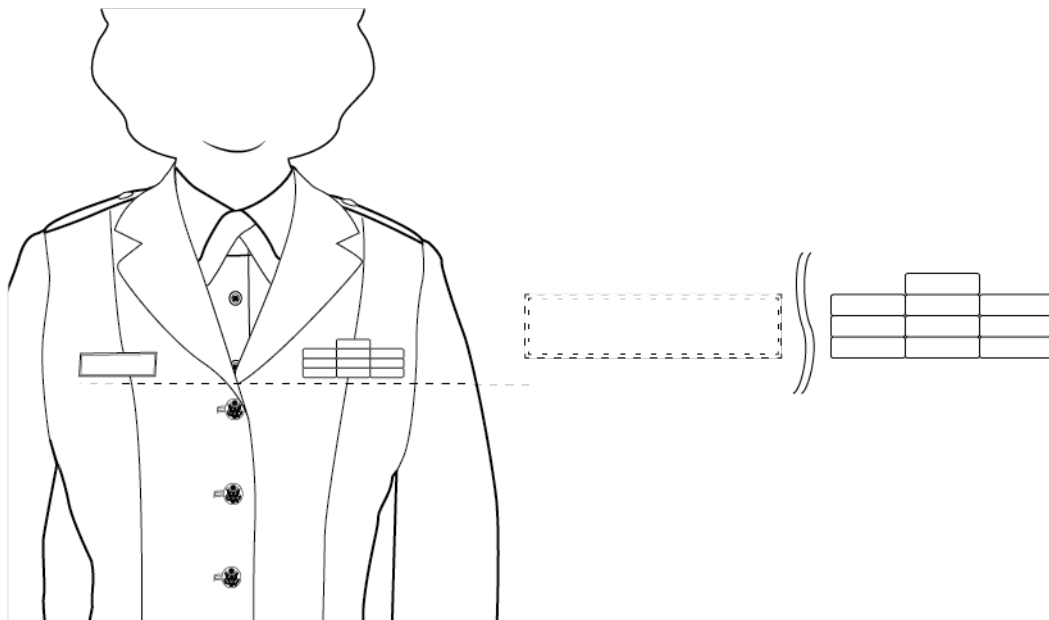
---

(a) *Male personnel.* On the Army service/dress uniform coat and service uniform shirt, males wear the ribbons centered 1/8 inch above the left breast pocket. Ribbon mounts will remain centered above the pocket even if the top ribbon row is offset (see fig 20-2).



**Figure 20–2. Wearing ribbons on the Army service/dress uniform, male**

*(b) Female personnel.* On the Army service/dress uniform coat, service uniform shirt, and the maternity tunic, females wear the ribbons centered on the left side, with the bottom row positioned parallel to the bottom edge of the nameplate. Females may adjust the placement of the ribbons to conform to individual body shape differences (see fig 20–3).



**Figure 20–3. Wearing ribbons on the Army service/dress uniform, female**

*b. Lapel buttons.* Lapel buttons are miniature enameled replicas of an award that are worn only on civilian clothing. Males wear the buttons on the left lapel of civilian clothing; females wear the buttons in a similar location on their civilian attire.

*c. Gold star lapel button.* Soldiers authorized to wear the gold star lapel button (see AR 670–1) will wear it on the Army service/dress uniform coat as follows: Enlisted Soldiers will wear the gold star lapel button centered both vertically

and horizontally on the wearer's left lapel. Officers will wear the gold star lapel button centered on the wearer's left lapel 1/4 inch below the branch insignia. Personnel will not wear these buttons for official photographs or for promotion/selection boards. If authorized both the gold star lapel button and the next of kin lapel button, Soldiers wear them as instructed by this paragraph, but side by side with at least 1/4 inch between the buttons. There is no order of precedence between the buttons.

*d. Next of kin lapel button.* Soldiers authorized to wear the next of kin lapel button (see AR 670-1) will wear it on the Army service/dress uniform coat as follows: Enlisted Soldiers will wear the next of kin lapel button centered both vertically and horizontally on the wearer's left lapel. Officers will wear the next of kin lapel button centered on the wearer's left lapel 1/4 inch below the branch insignia. Personnel will not wear these buttons for official photographs or for promotion/selection boards. If authorized both the gold star lapel button and the next of kin lapel button, Soldiers wear them as instructed by this paragraph, but side by side with at least 1/4 inch between the buttons. There is no order of precedence between the buttons.

## **20-7. Full-sized U.S. and foreign decorations and service medals**

*a. Where worn.* All personnel may wear full-sized decorations and service medals on the Army service/dress uniform coat. Female personnel may also wear full-sized decorations and service medals on the maternity tunic.

*b. How worn.* Full-sized decorations and service medals, except the Medal of Honor (see para c, below), are worn in the order of precedence from the wearer's right to left, in one or more rows, with 1/8-inch space between rows. No more than four medals are worn in any one row. Soldiers will not start a second row unless they are authorized to wear four or more medals. The determination of whether three or four medals are worn in each row is based upon the size of the coat and the position of the lapel. Full-sized decorations or medals will not overlap within a row. When more than one row of medals are worn, the second and subsequent rows are positioned so that the medal pendants on the row below are visible. The first and second rows will contain the same number of medals (three or four) before starting a third row. Second and subsequent rows will either contain the same number of medals or less than the row below. The top row of medals is centered over the row immediately below. Personnel will not wear service and training ribbons when full-sized decorations and service medals are worn. Personnel may wear U.S. and foreign unit award emblems as prescribed, when wearing full-sized medals. When full-sized medals are worn, personnel may wear up to three combat and special skill badges or metal tab replicas (or a combination) from groups 1 through 5, but may only wear one combat or special skill badge from either group 1 or group 2 one above the other, above the medals, in order of group precedence. Personnel may not wear the driver and mechanic badges with full-sized medals, and they may not wear special skill and marksmanship badges below the medals. Full-sized medals are worn as follows:

(1) *Male personnel.* On the Army service/dress uniform coat, males wear full-sized medals centered immediately above the left breast pocket (see fig 20-4).

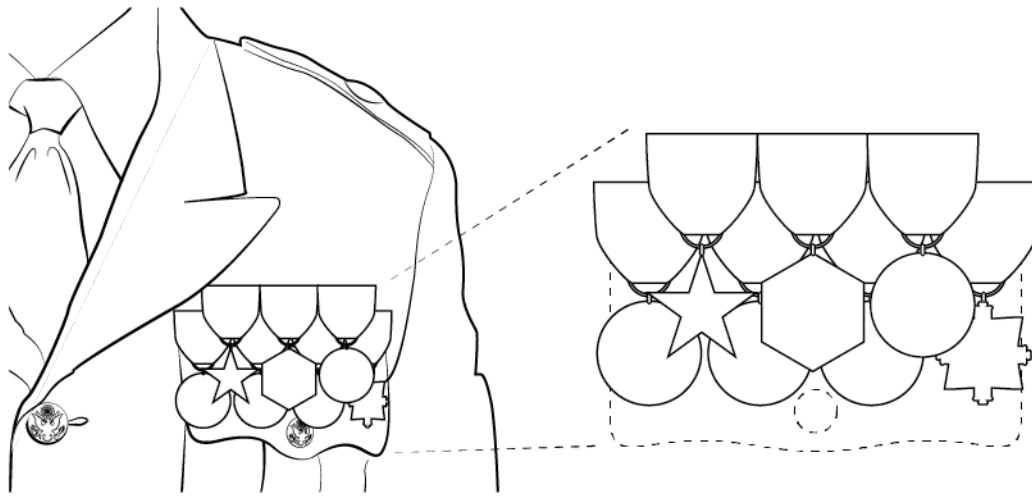


Figure 20-4. Wearing full-sized medals, Army service/dress uniform, male

(2) *Female personnel.* On the Army service/dress uniform coat, females wear full-sized medals centered on the left side, with the bottom row of the medal pendants positioned parallel to the bottom of the nameplate. Females may adjust the placement of the medals and nameplate to conform to individual body shape differences (see fig 20-5).

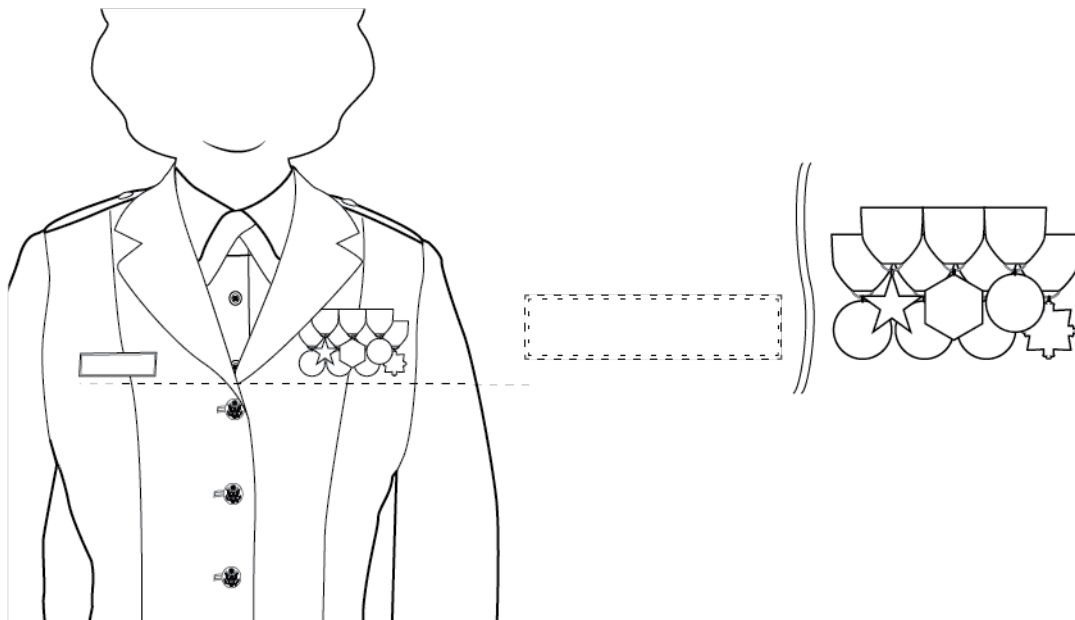


Figure 20-5. Wearing full-sized medals, Army service/dress uniform, female

*c. Medal of Honor.* The Medal of Honor is worn with the neckband ribbon around the neck, outside the shirt collar and inside the coat collar, with the medal hanging over the necktie. Authorized foreign neck decorations are worn beneath the Medal of Honor (see fig 20-6).




Figure 20–6. Wearing the Medal of Honor

---

#### 20–8. Miniature decorations and service medals

*a. Where worn.* All personnel may wear miniature decorations and service medals on the Army blue and white mess uniform jacket. Only the dress miniature-size combat and special skill badges and miniature metal tab replicas are worn with miniature medals (see paragraph 20–16c for wear of miniature combat and special skill badges and miniature metal tab replicas).

*b. How worn.* Miniature decorations and service medals are worn in the order of precedence from the wearer’s right to left, in one or more rows. No more than four miniature medals are worn in any one row. Soldiers will not start a second row unless they are authorized to wear four or more miniature medals. Miniature medals are worn side by side and may be overlapped. If the miniature medals are overlapped, the overlap will not exceed 50 percent and will be equal for all miniature medals. The maximum length of holding bars for miniature medals is 2 3/4 inches. When more than one row of miniature medals are worn, the second and subsequent rows are positioned so that the medal pendants on the row below are visible. The first and second rows will contain the same number of miniature medals (three or four) before starting a third row. Second and subsequent rows will either contain the same number of miniature medals or less than the row below. The top row of miniature medals is centered over the row immediately below. U.S. and foreign unit award emblems are not worn with miniature medals. Personnel may adjust the placement of the miniature medals to accommodate wearing dress miniature badges. Miniature medals are worn as follows:

(1) *Male personnel.* On the Army blue and white mess uniform jacket, males wear miniature medals centered on the left lapel, approximately 1/2 inch below the notch, not to extend beyond the edge of the lapel (see fig 20–7).

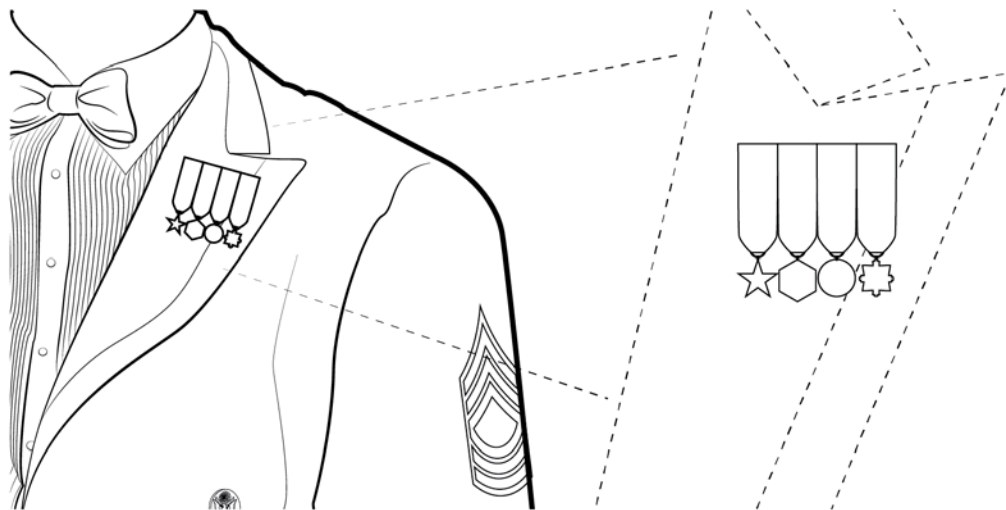


Figure 20-7. Wearing miniature medals on mess uniforms, male

(2) *Female personnel.* On the Army blue mess uniform jacket and the new version of the white mess uniform jacket, females wear miniature medals centered on the left lapel, approximately 1/2 inch below the notch, not to extend beyond the edge of the lapel. On the old version of the white mess uniform jacket, females wear miniature medals centered on the left side of the jacket (not on the lapels) and in a similar position to where ribbons are worn on the service/dress uniform (see fig 20-8). Females may adjust placement of the medals to conform to differences in individual body shape.

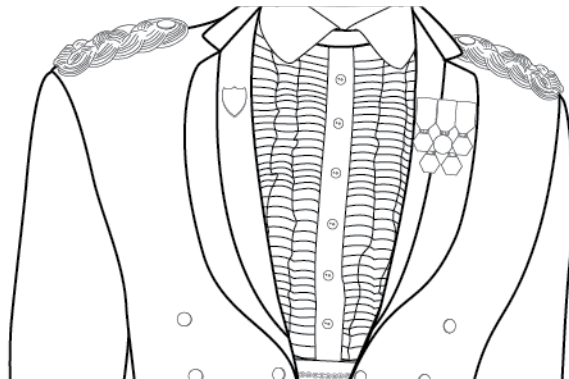


Figure 20-8. Wearing miniature medals on mess uniforms, female

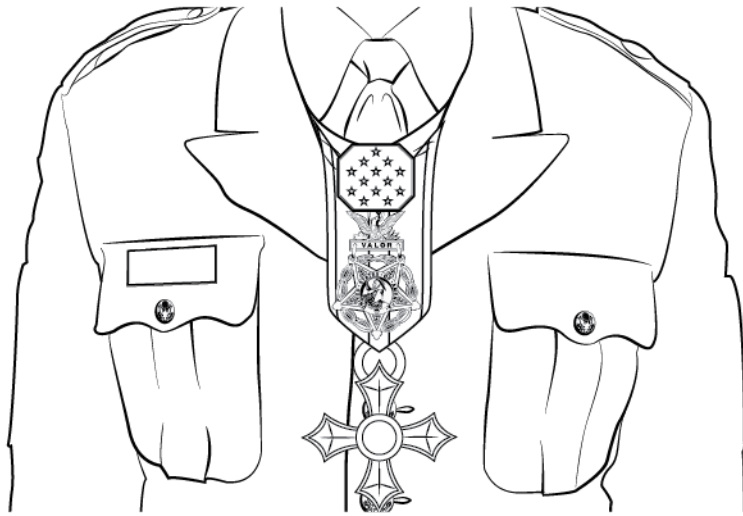
## 20-9. Multiple neck ribbons, broad sashes, and stars

*a.* An individual may not wear more than two decorations with neck ribbons at one time. The decoration with the highest precedence is worn suspended above the other. The Medal of Honor takes precedence over all other decorations with neck ribbons (see figs 20-9 and 20-10). Decorations with neck ribbons are worn with the neckband ribbon around the neck, outside the shirt collar and inside the coat collar, with the medal hanging over the necktie.

*b.* Stars are worn above the waistline on the side, as described by the awarding country (see figs 20-11 and 20-12).

*c.* Stars are worn as follows:


- (1) Two stars. Alongside or above the first star.
- (2) Three stars. In a triangle, with the point of the triangle up.
- (3) Four stars. Centered beneath the triangle of three stars.



**Figure 20–9. Wearing multiple neck ribbons, male**

---





**Figure 20–10. Wearing multiple neck ribbons, female**

---



**Figure 20–11. Wearing sash and stars, male**

---




Figure 20–12. Wearing sash and stars, female

---

**20–10. U.S. and foreign unit awards**

- a.* The authority for wear of U.S. unit awards on a temporary or permanent basis is contained in table 22–1.

**Table 20–1  
Authority for wear-U.S. unit award emblems**

Emblem in order of precedence	Authority for wear		Subsequent award	
	Permanent <sup>1</sup>	Temporary <sup>2</sup>	Oak leaf cluster	Star
Presidential Unit Citation (Army and Air Force) <sup>3</sup>	X <sup>4</sup>	X	X <sup>5</sup>	
Presidential Unit Citation (Navy and Marine Corps)	X <sup>4</sup>			X
Coast Guard Presidential Unit Citation	X <sup>7</sup>			X
Joint Meritorious Unit Award	X		X	
Army Valorous Unit Award	X	X	X	
Navy Unit Commendation	X <sup>4</sup>			X
Air Force Gallant Unit Award	X <sup>4</sup>		X	
Coast Guard Unit Commendation	X <sup>7</sup>			X
Army Meritorious Unit Commendation	X	X	X	
Navy Meritorious Unit Commendation	X <sup>4</sup>			X
Air Force Meritorious Unit Award	X <sup>4</sup>		X	
Coast Guard Meritorious Unit Commendation	X <sup>7</sup>			X
Army Superior Unit Award	X	X	X	
Air Force Outstanding Unit Award <sup>6</sup>	X <sup>4</sup>		X	
Coast Guard Meritorious Team Commendation	X <sup>7</sup>			X
Navy "E" Ribbon <sup>8</sup>	X			
Air Force Organization Excellence Award <sup>6</sup>	X <sup>4</sup>		X	
Coast Guard "E" Ribbon <sup>8</sup>	X			

Notes:

<sup>1</sup> A Soldier may wear the unit award permanently if the individual was assigned to, and present for duty with the unit any time during the period cited; or who was attached by competent orders to, and present for duty with the unit during the entire period, or for at least 30 consecutive days of the period cited. When a Soldier is permanently awarded a unit award and is subsequently assigned to a unit that has received the same unit award, the Soldier will wear the permanent award in lieu of the temporary unit award.

<sup>2</sup> A Soldier may wear the unit award temporarily if the individual was not present with the unit during the period cited but was subsequently assigned to the unit. Soldiers may wear the unit award only while assigned to the cited unit. For elements of regiments organized under the New Manning System, only personnel of the earning unit wear the emblem temporarily. Temporary unit awards will not be worn for official photographs or for promotion/selection boards.

<sup>3</sup> Personnel may not wear the Air Force Presidential Unit Citation on a temporary basis.

<sup>4</sup> The 30-day requirement for attached personnel does not apply to Navy and Air Force awards.

<sup>5</sup> Army and Air Force awards are equal in precedence, and the emblems are identical. An individual authorized to wear both an Army and Air Force emblem would wear a single emblem with an oak leaf cluster.

<sup>6</sup> When awarded for combat or direct combat support, a bronze "V" device is worn on the emblem.

<sup>7</sup> Authorized for wear by an individual who was assigned to, or who was attached to and present for duty with the unit.

<sup>8</sup> For each award of the Navy "E" Ribbon, one Battle "E" device is authorized for wear on ribbon, up to the third award. When a service member receives a fourth Navy "E" award, a Wreathed Battle "E" device is bestowed. This replaces the first three devices and effectively "closes out" the award ribbon – no further devices are authorized for display of additional awards. While service members may receive more than four Navy "E"s, only four may be displayed.

*b. Where worn.* Personnel may wear U.S. and foreign unit award emblems on the Army service/dress uniform coat and the service uniform shirt. Female personnel may also wear U.S. and foreign unit award emblems on the maternity tunic.

*c. How worn.* All permanent and temporary unit award emblems, with or without frames, are worn in the order of precedence from the wearer's right to left. Unit awards are worn on the right side of the uniform, regardless of which service or agency awarded them. Only one emblem representing the same unit award is worn at one time. Unit award emblems awarded with frames are worn with the laurel leaves of the frame painting upward. Award emblems are worn in rows containing no more than three emblems per row, with no space between emblems, and with up to 1/8 inch space between rows, depending upon the size of emblems with frames. Personnel may wear unit awards when wearing full-size medals or service ribbons, but they may not wear them with miniature medals. Unit awards received from other U.S.

Services that have a frame are worn with the Army (large-size) unit award citation frame. Unit awards of the other U.S. Services that do not have frames are worn on the right side, without frames. The criteria for permanent and temporary wear of foreign unit awards are contained in AR 670–1, para 20–10. Personnel will not wear temporary unit awards for official photographs or for promotion/selection boards. The emblems are worn as follows:

(1) *Male personnel.* Emblems with or without frames are worn centered with the bottom edge of the emblem 1/8 inch above the right breast pocket flap (see fig 20–13).

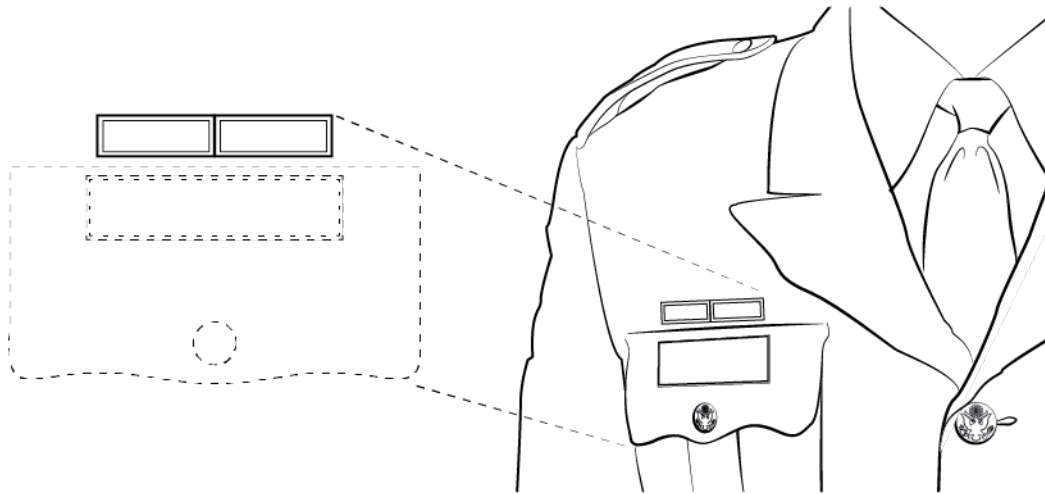


Figure 20–13. Wearing unit awards, male

(2) *Female personnel.* Emblems with or without frames are worn centered on the right side of the uniform, with the bottom edge of the emblem 1/2 inch above the top of the nameplate (see fig 20–14).

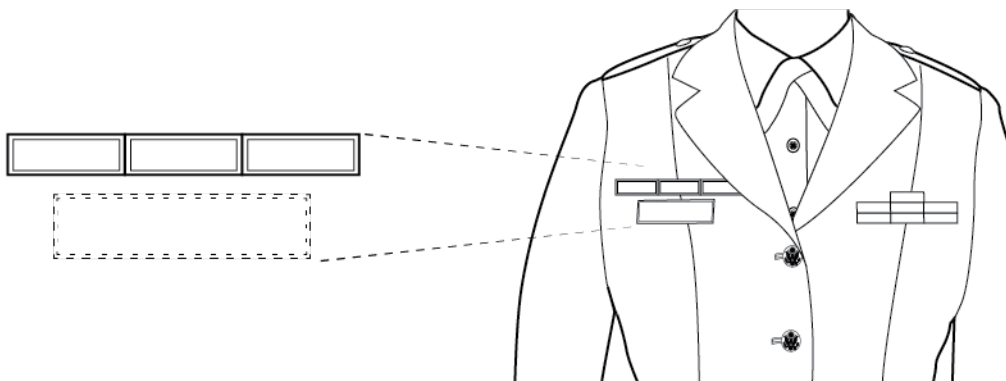


Figure 20–14. Wearing unit awards, female

*d. Fourrageres and lanyards.*

(1) Fourrageres and lanyards are authorized for wear on the Army service/dress uniform coat and the service uniform shirt.

(2) Permanent and temporary fourrageres and lanyards, when authorized for wear, are worn on the left shoulder, with the cord passing under the sleeve and attached to the shoulder loop on the coat of the enlisted service/dress uniform. Officer personnel authorized to wear a fourragere or lanyard on the service/dress uniform coat must attach a 20-ligne button to the

left shoulder seam, 1/2 inch outside the collar edge, to attach these awards. Only one fourragere, lanyard, aiguillette, or cord is authorized for wear on each shoulder.

## 20–11. Appurtenances

Appurtenances are devices affixed to service or suspension ribbons or worn instead of medals or ribbons. They are worn to denote additional awards, participation in a specific event, or other distinguished characteristics of the award. The following appurtenances may be worn on decorations, medals, ribbons, and other awards, when authorized by the proper authority. See AR 670–1 for wear policy.

*a. Oak Leaf Clusters.* A bronze or silver twig of four oak leaves with three acorns on the stem. Personnel wear oak leaf clusters centered on the service ribbons, the suspension ribbon of full-sized and miniature medals, and unit award emblems, with the stems of the leaves pointing to the wearer's right. A silver oak leaf cluster is worn instead of five bronze oak leaf clusters. Oak leaf clusters joined together in series of two, three, and four are authorized for optional purchase and wear. Silver oak leaf clusters are worn to the wearer's right of bronze oak leaf clusters; when worn with the "V" device, oak leaf clusters are worn to the wearer's left of the "V" device. Oak leaf clusters 5/16 inch in length are worn on service ribbons, the suspension ribbon of miniature medals, and unit awards; oak leaf clusters 13/32 inch in length are worn on the suspension ribbon of full-size medals. See AR 600–8–22 for associated decorations.

(1) *Service ribbon bar and unit award emblem* : A maximum of four oak leaf clusters may be worn on a single ribbon; a maximum of three oak leaf clusters may be worn with the "V" device on a single ribbon, for a total of four devices on the ribbon. If the number of authorized devices exceeds four, then a second ribbon is authorized for wear and is worn to the wearer's left of the first ribbon.

(2) *Suspension ribbon of full-sized and miniature medals* : Oak leaf clusters are worn in rows of three; up to two oak leaf clusters and a "V" device may be worn in a single row, for a total of three devices in the row. Subsequent rows are centered on the row beneath.

*b. "V" device.* Personnel wear the "V" device centered on the service ribbon and the suspension ribbon of full-sized and miniature medals. When worn with oak leaf clusters, the "V" device is worn to the wearer's right of the oak leaf clusters. Not more than one "V" device is worn on any one ribbon or medal; in the case of multiple "V" devices for the same award, only one "V" device is worn. "V" device 1/4 inch high is worn on the service ribbon and on the suspension ribbon of full-sized medals; miniature "V" device 1/8 inch high is worn on the suspension ribbon on miniature medals. See AR 600–8–22 for associated decorations.

*c. Numerals.* Personnel wear Arabic numerals centered on the service ribbon and suspension ribbon of full-sized medals. Arabic numerals are 3/16 inch in height; Arabic numerals are not manufactured in a miniature size and are not worn on miniature medals. Arabic numerals are worn to the wearer's left of the "V" device. Numerals worn on the Armed Forces Reserve Medal (AFRM) are worn to the wearer's left of the "M" device and are positioned centered on the wearer's left side of the ribbon, equally spaced between the "M" device and the edge of the ribbon. See AR 600–8–22 for associated decorations.

*d. Clasps.* Unique clasps are worn on the following medals:

(1) *The Army Good Conduct Medal (AGCM).* A bar of bronze, silver, or gold, with loops indicative of each period of service. Personnel wear the AGCM clasp centered on the AGCM service ribbon and the suspension ribbon of full-sized and miniature AGCM. The AGCM clasp 1/8-inch high by 1 3/8 inches long is worn on the service ribbon and on the suspension ribbon of full-sized medals; the miniature AGCM clasp is worn on the suspension ribbon on miniature medals. For description of clasps authorized for second and subsequent awards of the AGCM, see Table 20–2 below.

(2) *The Antarctica Service Medal.* A bronze, gold, or silver clasp bearing the words "WINTERED OVER" in raised letters. Personnel wear the Antarctica Service Medal clasp centered on the suspension ribbon of the full-sized Antarctica Service Medal. The Antarctica Service Medal clasp is 1/4 inch high by 1 1/4 inches long; The Antarctica Service Medal clasp is not manufactured in miniature size and is not worn on the miniature Antarctica Service Medal.

(3) Additional clasps prescribed in AR 600–8–22 are authorized for wear. All clasps, except the AGCM clasp, are worn only on the suspension ribbon of the medal.

*e. Service Stars(campaign and/or battle stars).* A bronze or silver five-pointed star. Personnel wear service stars centered on the service ribbon and the suspension ribbon of full-sized and miniature medals, with one point upward. A silver star is worn instead of five bronze stars. Stars joined together in series of two, three, and four are authorized for optional purchase and wear. Silver service stars are worn to the wearer's right of bronze service stars; when worn with an arrowhead device, service stars are worn to the wearer's left of the arrowhead device. Stars 3/16 inch in diameter are worn on the service ribbons and the suspension ribbon of full-sized medals; miniature stars 1/8 inch in diameter are worn centered on the suspension ribbon of miniature medals. See AR 600–8–22 for associated decorations.

(1) *Service ribbon bar* : A maximum of four stars may be worn on a single ribbon; a maximum of three stars may be worn with the arrowhead device on a single ribbon, for a total of four devices on the ribbon. If the number of devices exceeds four, then a second ribbon is authorized for wear and is worn to the wearer’s left of the first ribbon.

(2) *Suspension ribbon of full-sized and miniature medals* : stars are worn in rows of four on the suspension ribbon of full-sized and miniature medals; up to three stars and an arrowhead device may be worn in a single row, for a total of four devices in the row. Subsequent rows are centered on the row beneath.

*f. Arrowhead.* A bronze replica of an Indian arrowhead. Personnel wear the arrowhead device centered on the service ribbons and the suspension ribbons of the full-sized medals, with the point facing upward. The arrowhead device is 1/4 inch in height; the arrowhead device is not manufactured in a miniature size and is not worn on miniature medals. When worn with service stars, the arrowhead device is worn to the wearer’s right of the stars. Not more than one arrowhead device is worn on any one ribbon or medal. See AR 600–8–22 for associated decorations. See AR 670–1 for wear policy.

*g. Berlin Air Device.* A gold color metal miniature of a C-54 type aircraft. Personnel wear the Berlin Air device centered on the service ribbon and the suspension ribbon of the full-sized Army of Occupation Medal, with the nose pointed upward at a 30-degree angle to the wearer’s right. When the device is worn on the suspension ribbon of the medal, it is centered above the “Germany” clasp. The Berlin Air device is 3/8 inch in height; the Berlin Air device is not manufactured in a miniature size and is not worn on the miniature Army of Occupation Medal.

*h. Ten-year device.* A bronze, silver, or gold hourglass with Roman numeral “X” superimposed. Personnel wear the ten-year device on the AFRM service ribbon and the suspension ribbon of the full-sized and miniature AFRM. If no “M” device is authorized, the hourglass is worn centered on the ribbon. When worn with the “M” device, the “M” device is worn centered on the ribbon and the hourglass is positioned to the wearer’s right of the “M” device; the hourglass is centered on the wearer’s right side of the ribbon, equally spaced between the “M” device and the edge of the ribbon. Ten-year device 5/16 inch high is worn on the AFRM service ribbon and on the suspension ribbon of full-sized AFRM medal; miniature ten-year device 3/16 inch high is worn on the suspension ribbon of the miniature AFRM.

*i. The “M” device.* Personnel wear the “M” device centered on the AFRM service ribbon and the suspension ribbon of the full-sized and miniature AFRM. If authorized, numerals are worn to the wearer’s left of the “M” device and are positioned centered on the wearer’s left side of the ribbon, equally spaced between the “M” device and the edge of the ribbon. “M” device 1/4 inch high is worn centered on the AFRM service ribbon and on the suspension ribbon of the full-sized AFRM; miniature “M” device 1/8 inch high is worn on the suspension ribbon of the miniature AFRM.

**Table 20-2**  
**Need a title**

<b>Award</b>	<b>Clasp</b>
2d	Bronze, 2 loops
3d	Bronze, 3 loops
4th	Bronze, 4 loops
5th	Bronze, 5 loops
6th	Silver, 1 loop
7th	Silver, 2 loops
8th	Silver, 3 loops
9th	Silver, 4 loops
10th	Silver, 5 loops
11th	Gold, 1 loop
12th	Gold, 2 loops
13th	Gold, 3 loops
14th	Gold, 4 loops
15th	Gold, 5 loops

**20–12. Badges authorized for wear on Army uniforms**

See AR 670–1 for policy.

### **20–13. Badges not authorized for wear on Army uniforms**

*a.* See AR 670–1 for policy.

*b.* State awards for ARNG Soldiers. ARNG personnel are authorized to wear State awards under applicable State laws or regulations when assigned to the ARNG under the command and control of the Governor or Adjutant General, under the provisions of Title 32, USC. The term “State” includes the 50 states, U.S. territories (which include Guam and the U.S. Virgin Islands), Puerto Rico, and the District of Columbia. The following personnel statuses are included in this authorization: Active Guard Reserve; active duty for training, active duty for special work; full-time National Guard duty for special work or training, annual training; and inactive duty training (drill status), including periods when personnel may be attached to the active component or reserve of any service, whether paid or unpaid. Personnel will wear such awards in the State order of precedence, after Federal and foreign awards. Soldiers on active Federal service, under the provisions of 10 USC are authorized to accept but not wear State or Territory awards.

### **20–14. Categories of badges authorized for wear on Army Uniforms**

See AR 670–1 for policy.

### **20–15. Marksmanship badges and tab**

*a.* Listed below in their order of precedence are the marksmanship badges authorized for wear on the Army uniform.

- (1) Distinguished international shooter badge (see fig 20–15).
- (2) Distinguished rifleman badge (see fig 20–16).
- (3) Distinguished pistol shot badge (see fig 20–17).
- (4) National trophy match badge.
- (5) Inter-Service competition badge.
- (6) U.S. Army excellence in competition rifleman badge (see fig 20–18).
- (7) U.S. Army excellence in competition pistol shot badge (see fig 20–19).
- (8) Marksmanship qualification badges (expert, sharpshooter, and marksman) (see fig 20–20).



Figure 20–15. U.S. distinguished international shooter badge

---



Figure 20–16. Distinguished rifleman badge

---





Figure 20–17. Distinguished pistol shot badge

---




Figure 20–18. U.S. Army excellence in competition rifleman badge

---




Figure 20–19. U.S. Army excellence in competition pistol shot badge

---



Marksman



Sharpshooter



Expert

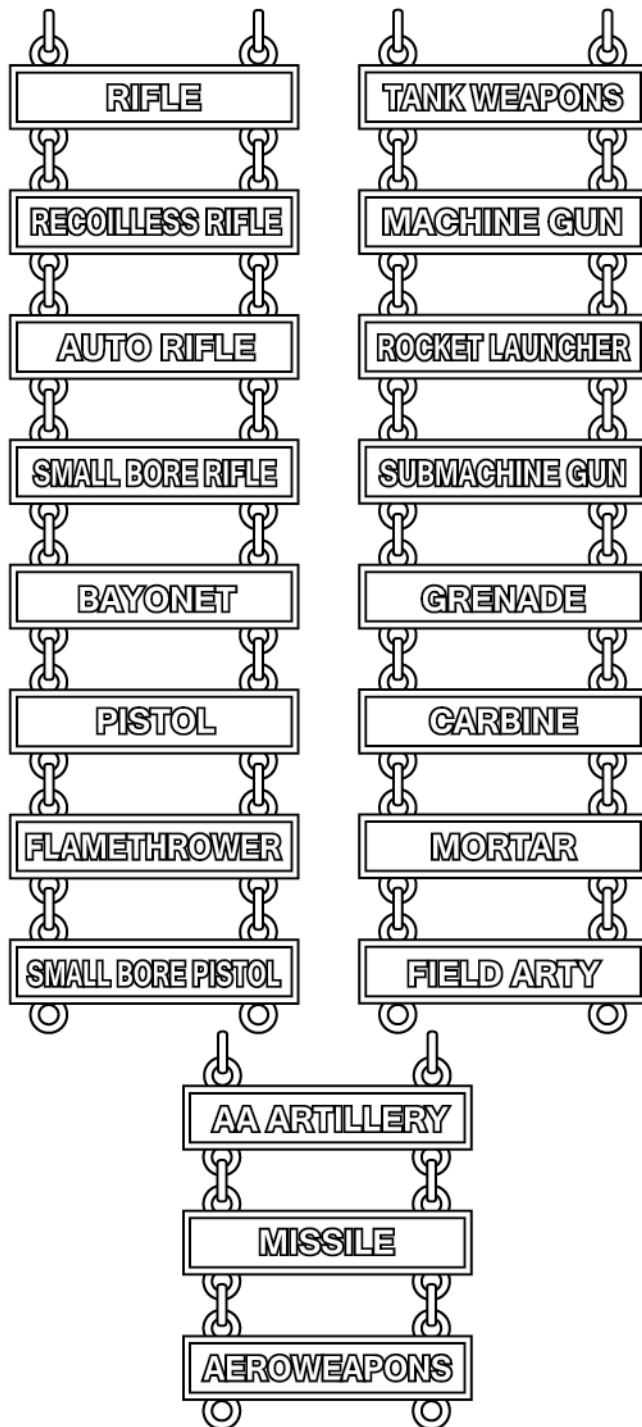


Figure 20–20. Marksmanship qualification badges

*b. Where worn.* Marksmanship badges are worn on the Army service/dress uniform coat and service uniform shirt. Female personnel may also wear marksmanship badges on the maternity tunic. Soldiers may wear marksmanship badges unless they fail to qualify in accordance with AR 350–1 or are exempt from qualification by Army regulations.

*c. How worn.* Marksmanship badges are worn in order of precedence from the wearer's right, and to the left of any special skill badges that are worn. Soldiers may wear up to three marksmanship badges (total does not include marksmanship tabs). No more than three marksmanship qualification clasps may be worn on each marksmanship qualification badge. See para 20–16 for guidance on wearing marksmanship badges with special skill badges.

(1) *Male personnel.* Marksmanship badges are worn on the left breast pocket flap as prescribed below.

(2) *Female personnel.* Marksmanship badges are worn on the left side, 1/4 inch below the bottom ribbon row, or in a similar location if ribbons are not worn, as prescribed below. Personnel may adjust the placement of badges to conform to individual body shape difference.

*d. Placement.* Following are descriptions of the placement of badges when one or more marksmanship badges are worn, or when special skill badges are worn with marksmanship badges.

(1) *One badge.* Males wear one badge centered horizontally on the left breast pocket flap with the upper portion of the badge approximately 1/8 inch below the top of the pocket (see fig 20–). Females wear one badge on the left side, centered below the ribbons, with the upper portion of the badge 1/4 inch below the ribbon bar, or in a similar location if ribbons are not worn. (see fig 20–22).

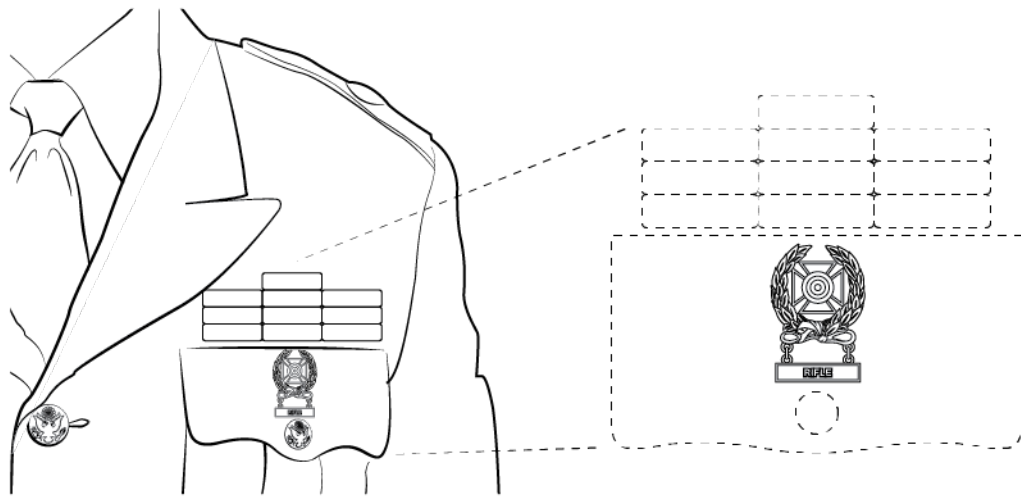


Figure 20–21. Wearing one badge, male

---

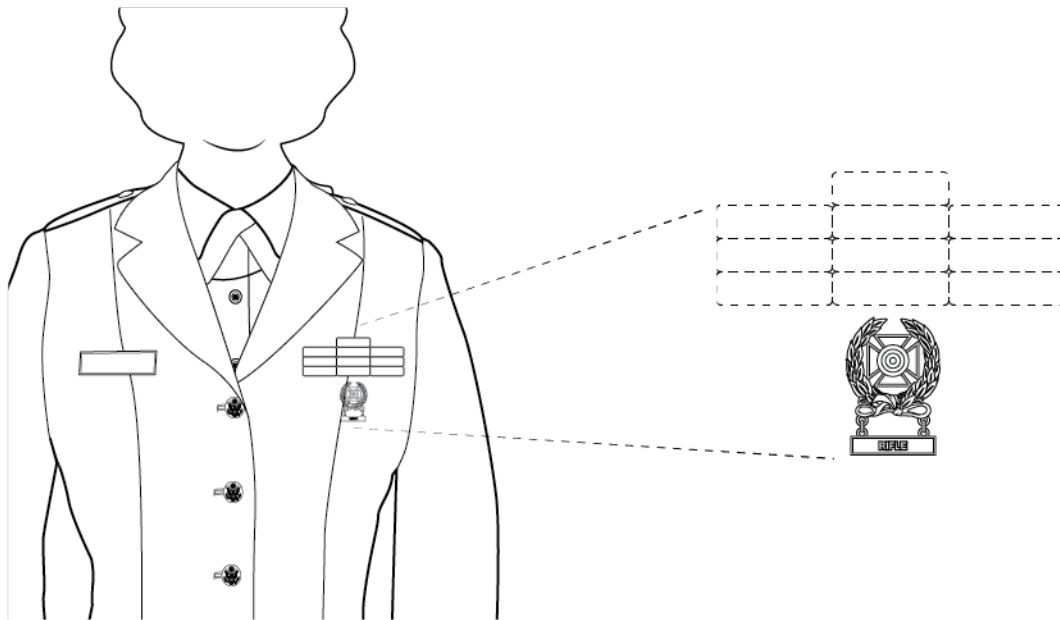


Figure 20–22. Wearing one badge, female

---

(2) *Two badges.* Males wear two badges equally spaced on the left breast pocket flap, from left to right, with the upper portion of the badges approximately 1/8 inch below the top of the pocket, with at least 1 inch between badges (see figs 20–23 and 20–24). Females wear two badges with the upper portion of the badges 1/4 inch below the ribbon bar, or in a similar location if ribbons are not worn, with at least 1 inch between badges (see figs 20–25 and 20–26). Special skill badges are worn to the wearer’s right of the marksmanship badges.

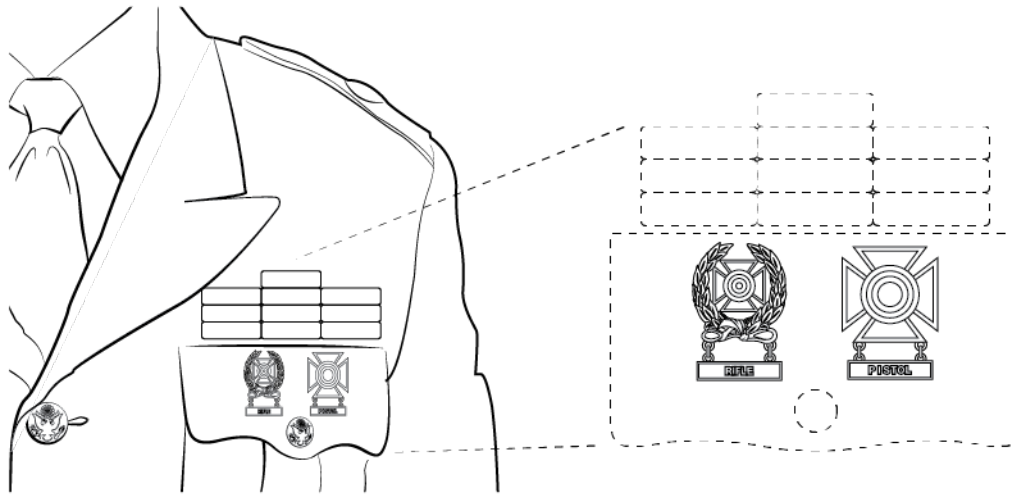


Figure 20-23. Wearing two badges, male

---

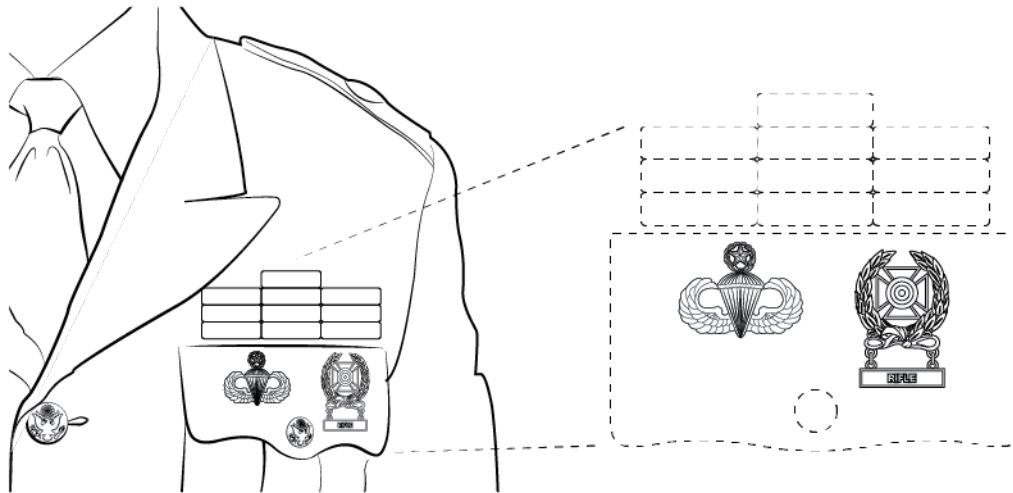


Figure 20-24. Wearing two badges (one special skill and one marksmanship), male

---

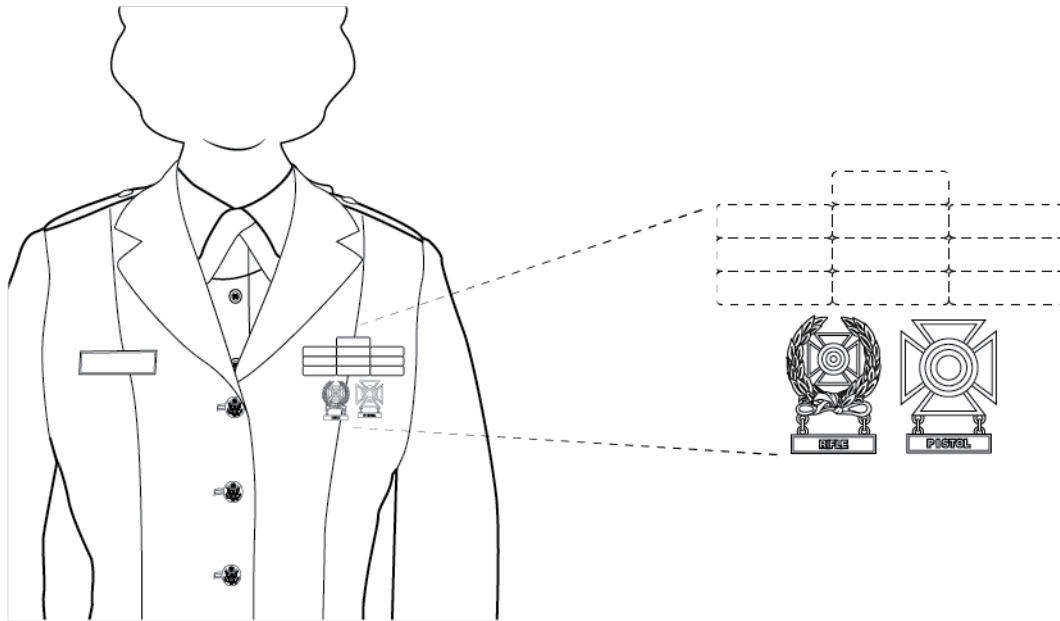


Figure 20–25. Wearing two badges, female

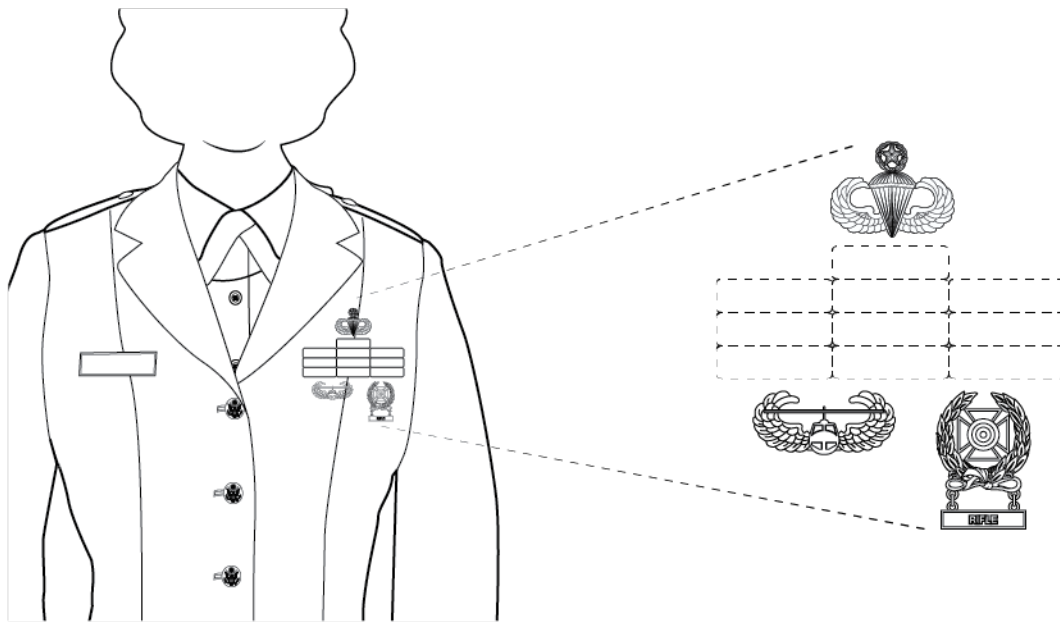


Figure 20–26. Wearing two badges (one special skill and one marksmanship) female

(3) *Three badges.* Males wear three badges equally spaced on the left breast pocket flap, approximately 1/8 inch below the top of the pocket (see fig 20–27). Males will wear marksmanship badges that have attaching devices at the top of the badge, such as the excellence in competition rifleman badge, in this manner. Females wear three badges with the upper portion of the badges 1/4 inch below the ribbon bar, or in a similar location if ribbons are not worn, and spaced an equal distance apart (see fig 20–28).

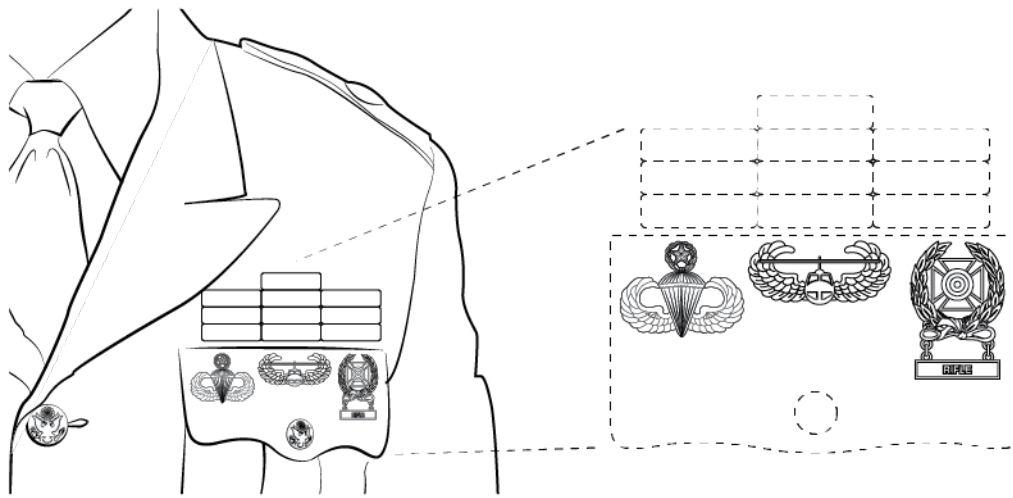


Figure 20–27. Wearing three badges, male

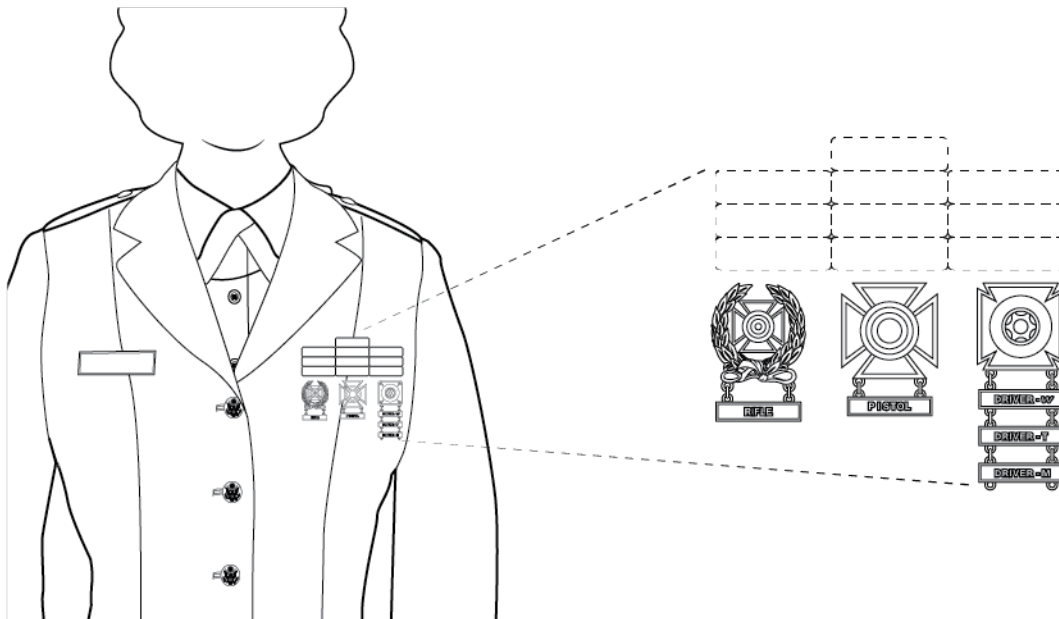
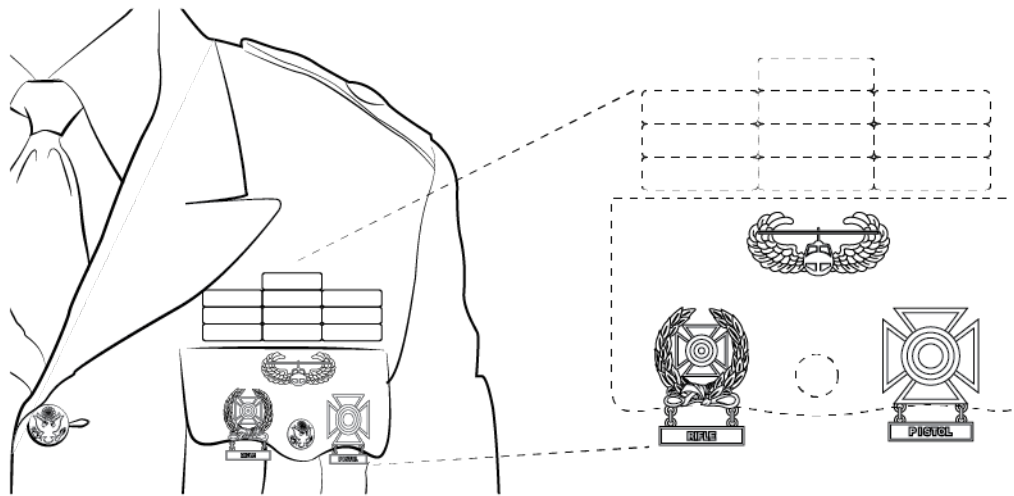


Figure 20–28. Wearing three badges, female

(4) *Three badges: one special skill and two marksmanship badges (males only).* When no marksmanship badges are worn that have devices attached at the top, males have the option of wearing the special skill badge centered horizontally on the pocket flap, with the upper portion of the badge approximately 1/8 inch below the top of the pocket. Each marksmanship badge is centered between the button and the left or right side of the pocket, with the bottom of the badges (not the clasp holder or clasps) adjacent to the bottom of the pocket flap (see fig 20–29).





**Figure 20–29. Wearing three badges: one special skill and two marksmanship**

*e. President’s Hundred tab (rifle or pistol).*

(1) The President’s Hundred tab is a marksmanship tab. It is a full-color tab of yellow cloth, 4 1/4 inches long and 5/8 inch high, with the words “President’s Hundred” centered in 1/4-inch-high green letters (see fig 20–30). The subdued tab is identical in shape to the full-color tab, but the background is foliage green for UCP or bagby green for OCP, and the words “President’s Hundred” are in black letters. The President’s Hundred full-sized metal replica is 2 inches in width with the same coloring as the full-color tab.

(2) *How worn.* The subdued full-size President’s Hundred tab is centered both vertically and horizontally on the hook-and-loop-faced pocket flap already provided on the left sleeve of the combat uniform, and ECWCS. On uniforms without pocket flaps, the President’s Hundred tab is worn centered 1/4 inch above the SSI. If special skill tabs are worn the President’s Hundred tab is a marksmanship tab and is worn 1/8 inch below the lowest special skill tab. The full-sized President’s Hundred metal tab replica is worn on the Army service/dress uniform coat, service uniform shirt, and on the maternity tunic (females only), as described in paragraph 20–16b. The President’s Hundred tab has a higher precedence than the marksmanship badges listed in paragraph 20–15a but has a lower precedence than any combat or special skills badges or tabs listed in paragraph 20–16. The miniature sized President’s Hundred metal tab replica is worn on the mess and evening mess uniform as described in paragraph 20–16c.

(3) The President’s Hundred bronze metallic brassard is not authorized for wear on the Army uniform.



Figure 20–30. President's Hundred tab

---

#### 20–16. Combat and special skill badges and tabs

a. Listed below in order of group precedence are combat and special skill badges authorized for wear on the Army uniform.

(1) *Group 1.* Combat Infantryman badges (three awards) (see fig 20–31); Expert Infantryman badge (see fig 20–32); Combat Action badge (see fig 20–33).

(2) *Group 2.* Combat Medical badges (three awards) (see fig 20–34); Expert Field Medical badge (see fig 20–35).

(3) *Group 3.* Army Astronaut device (worn attached to any aviation badge or Army Space Badge) (see fig 20–36); Army Aviator badges (three degrees) (see fig 20–37); Flight Surgeon badges (three degrees) (see fig 20–38); Aviation badges (three degrees) (see fig 20–39); Explosive Ordnance Disposal badges (three degrees) (see fig 20–40).

(4) *Group 4.* Glider badge (see fig 20–41); Parachutist badges (three degrees) (see fig 20–42); Parachutist badges with combat jump device (four degrees are shown at fig 20–43); Pathfinder badge (see fig 20–44); Military Freefall Parachutist badges (two degrees) (see fig 20–45); Military Freefall Parachutist badges with combat jump device; Air Assault badge (see fig 20–46); Space badges (three degrees are shown at fig 20–47); Ranger, Special Forces, and Sapper tab metal replicas (see figs 20–48 through 20–50).

(5) *Group 5.* Diver badges (six badges) (see fig 20–51); Driver and Mechanic badge (see fig 20–52); Parachute Rigger badge (see fig 20–53).

(6) *Physical fitness badge.* The physical fitness badge is authorized for wear only on the physical fitness uniform (see fig 20–54).

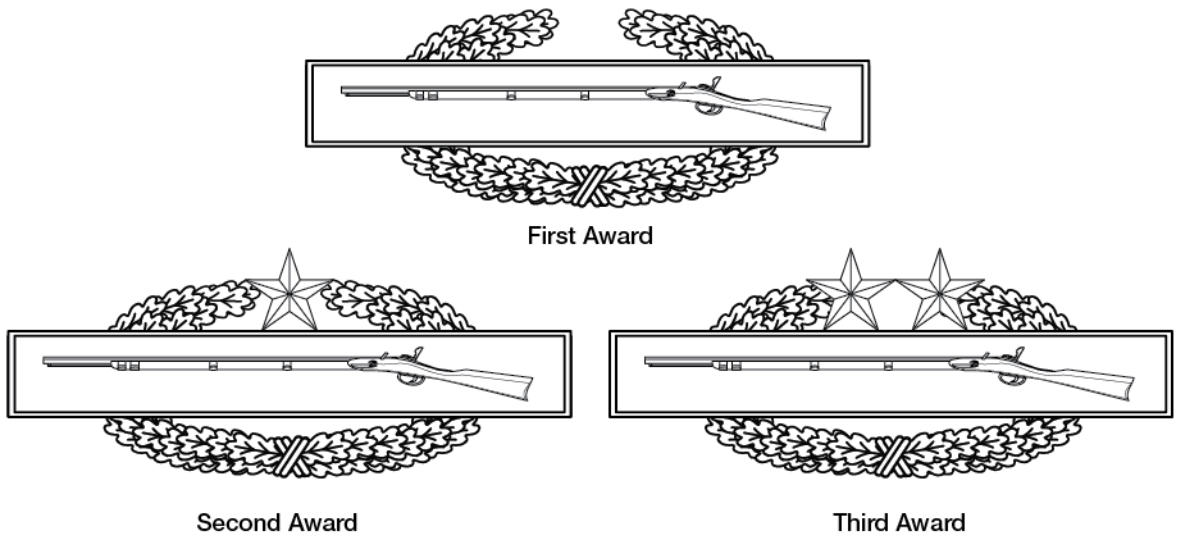


Figure 20–31. Combat infantryman badges

---

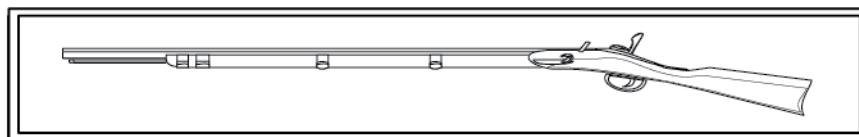


Figure 20–32. Expert infantryman badge

---

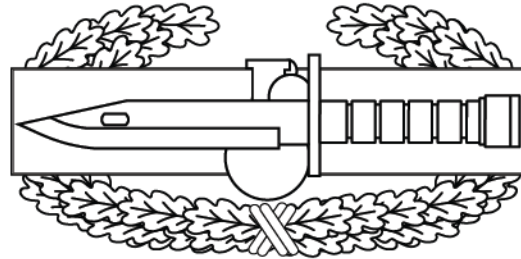


Figure 20–33. Combat action badge

---

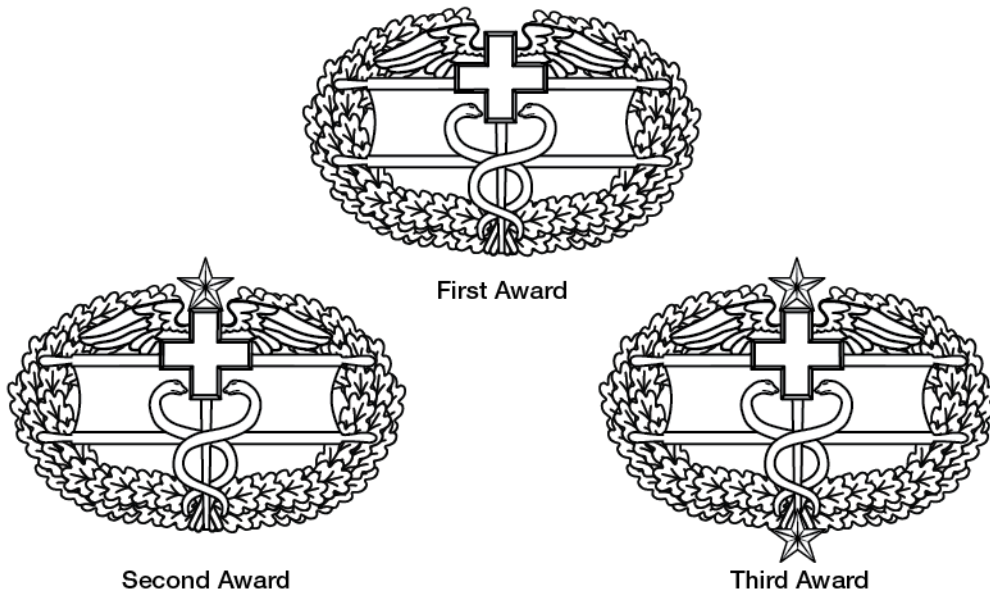


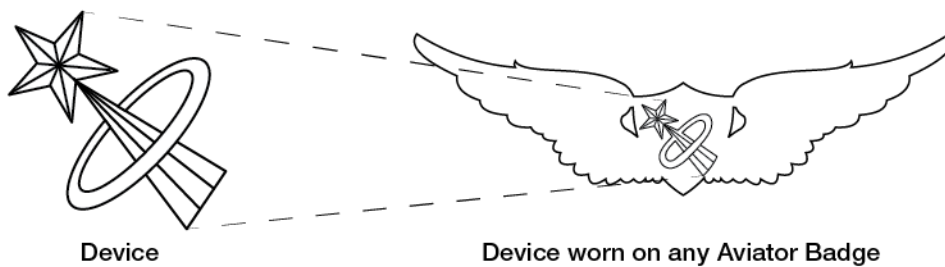
Figure 20–34. Combat medical badges

---



Figure 20–35. Expert field medical badge

---



Device

Device worn on any Aviator Badge

Figure 20–36. Army astronaut device

---



Army Aviator



Senior Army Aviator



Master Army Aviator

Figure 20–37. Army aviator badges

---



Flight Surgeon



Senior Flight Surgeon



Master Flight Surgeon

Figure 20–38. Flight surgeon badge

---



Basic Aviation



Senior Aviation



Master Aviation

Figure 20–39. Aviation badges

---




Figure 20–40. Explosive ordnance disposal badges

---



Figure 20–41. Glider badge

---





Figure 20–42. Parachutist badges

---

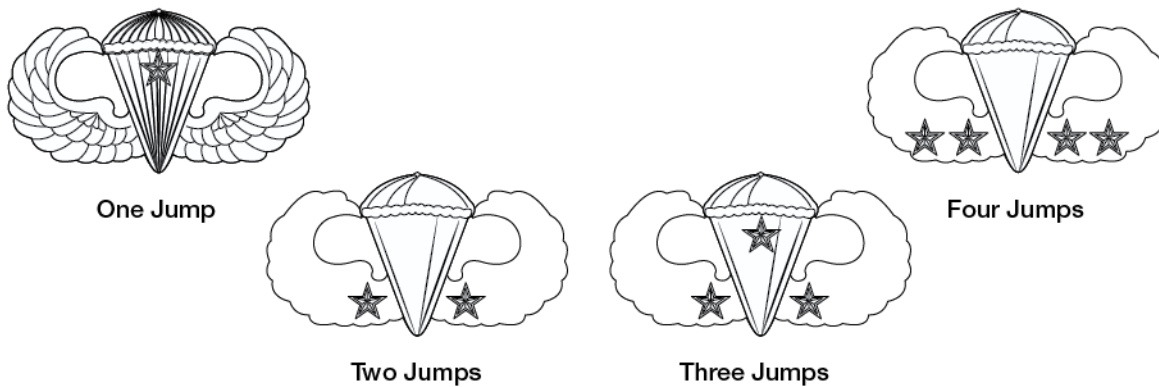


Figure 20–43. Parachutist badges with combat jump device

---




Figure 20–44. Pathfinder badge

---




Figure 20–45. Military freefall parachutist badge

---

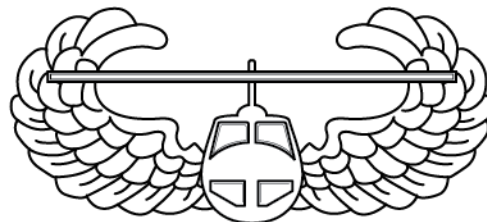


Figure 20–46. Air assault badge

---

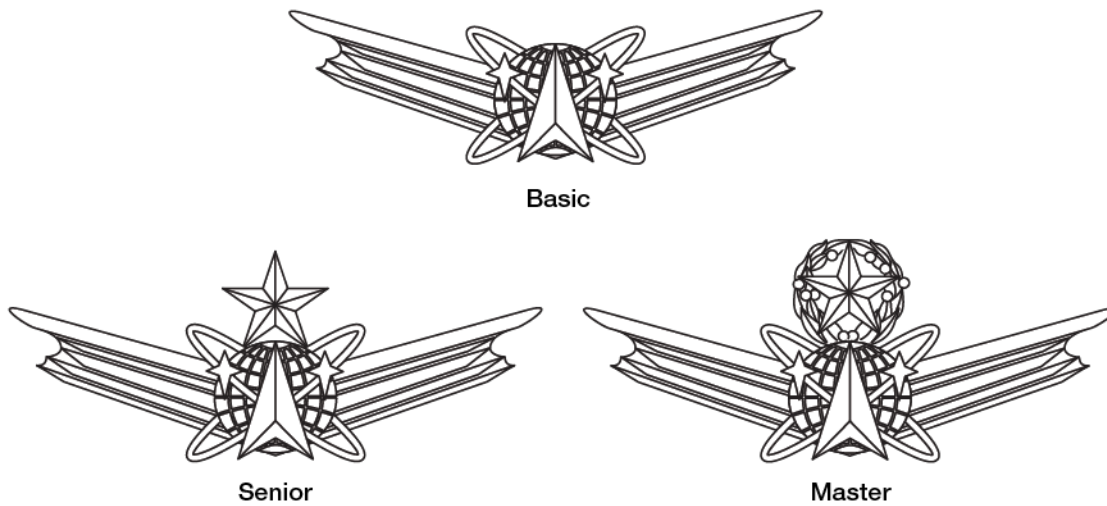


Figure 20–47. Space badges (basic, senior, and master)

---



Figure 20–48. Ranger tab

---



Figure 20-49. Special Forces tab

---

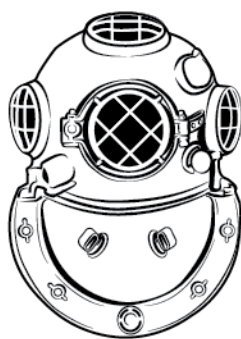


Figure 20-50. Sapper tab

---




Salvage Diver



Second Class Diver



First Class Diver



Master Diver



Special Operations Diver



Special Operations  
Diving Supervisor

Figure 20–51. Diver badges

---

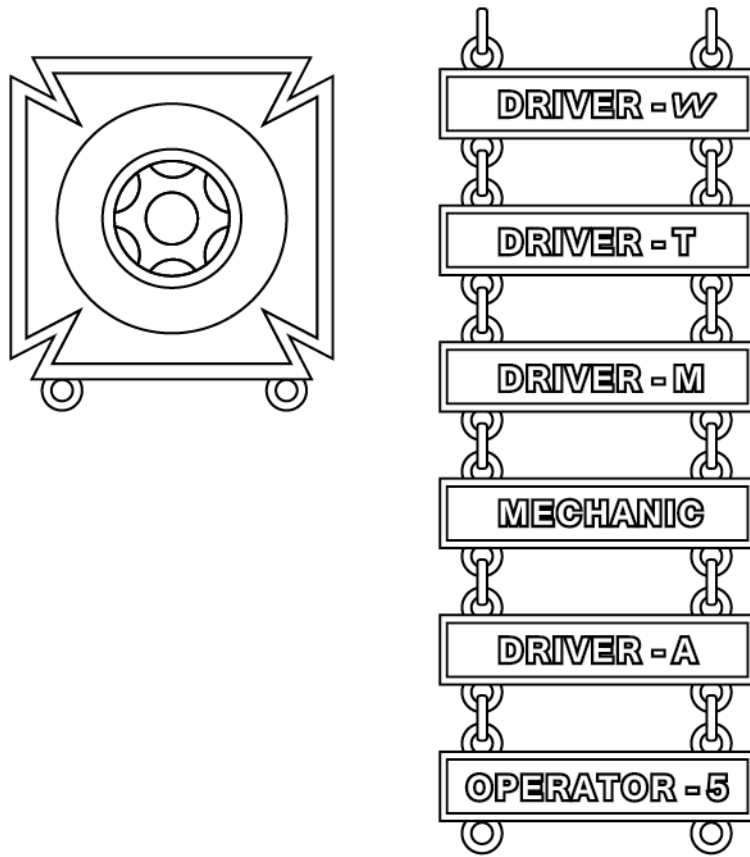


Figure 20–52. Driver and mechanic badges and clasps

---



Figure 20–53. Parachute rigger badge

---





**Figure 20–54. Physical fitness badge**

---

*b. Wear of nonsubdued combat and special skill badges and special skill tab metal replicas on the service/dress uniform.*

(1) Nonsubdued combat and special skill badges are worn on the Army service/dress uniform coat, service uniform shirt, and on the Army maternity tunic (females only). A total of six badges are authorized for wear at one time (see figs 20–55 and 20–56); this total does not include special skill tab metal replicas, but does include any marksmanship badges worn. See paragraphs 20–7*b* and 20–16*c* for guidance when wearing full-sized and miniature medals.

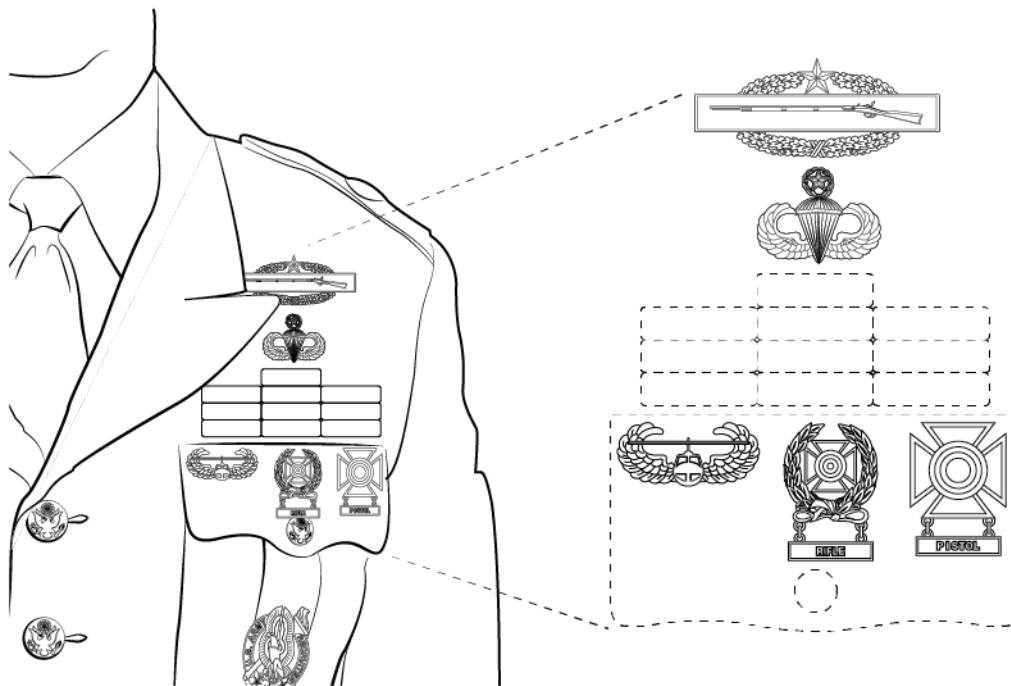


Figure 20-55. Wearing five badges, male

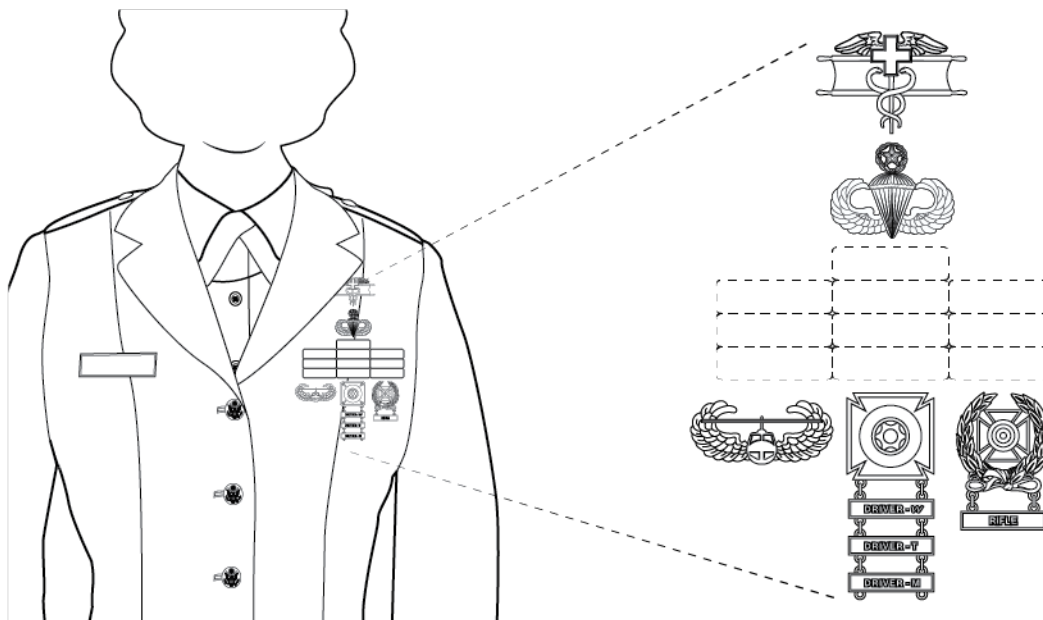
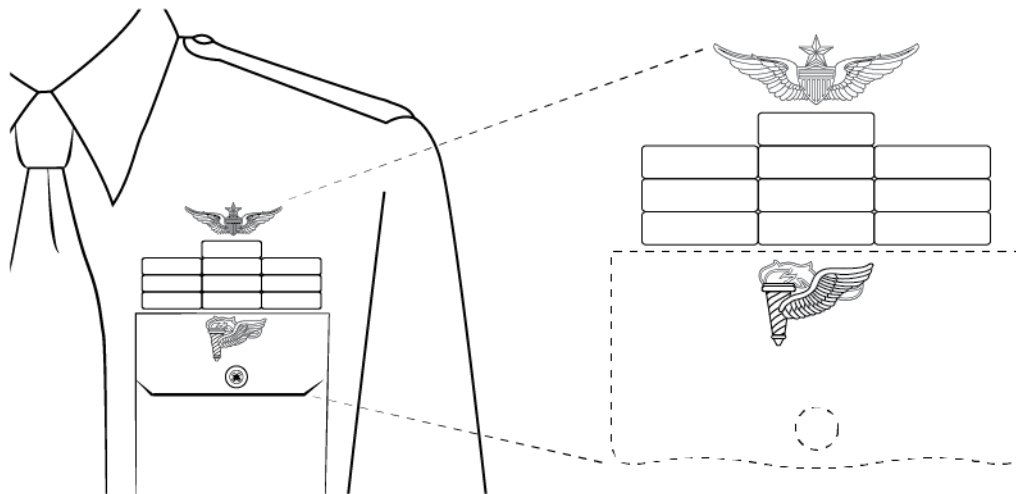
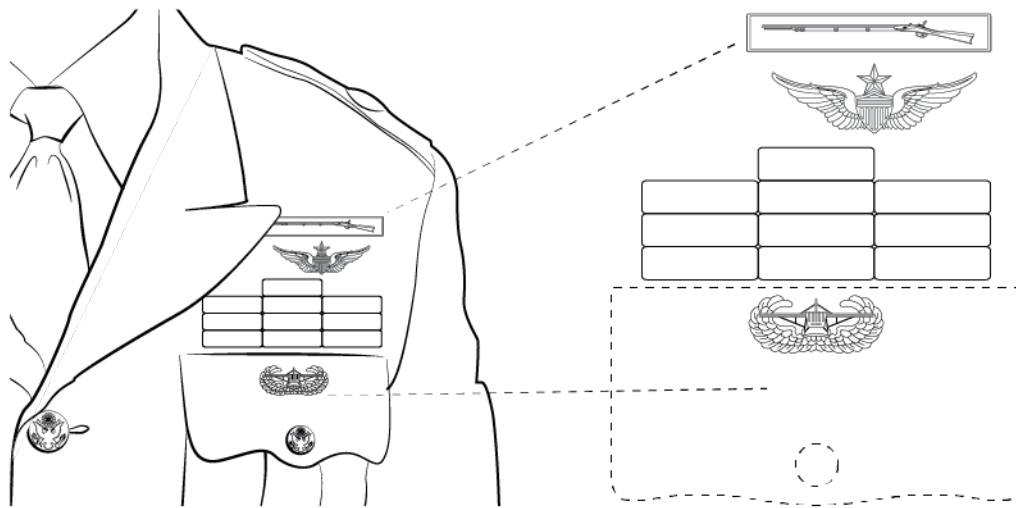


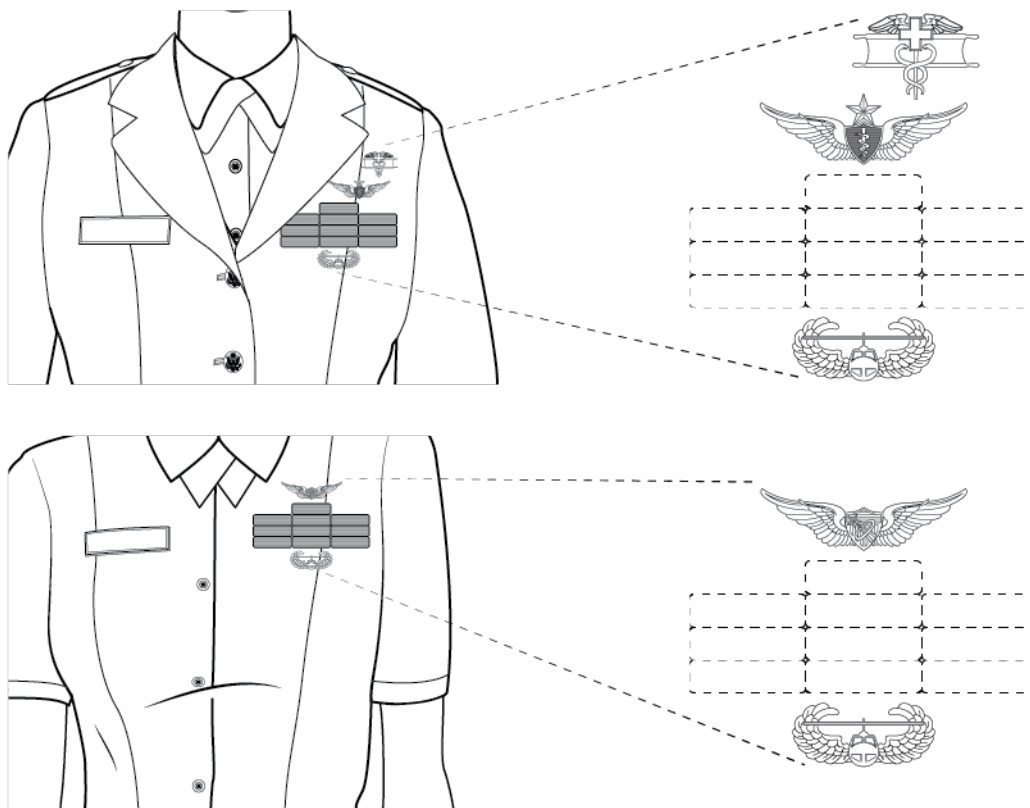
Figure 20-56. Wearing five badges, female

(2) Personnel wear badges 1/4 inch above the ribbons, or above the top of the pocket, or in a similar location for uniforms without pockets; badges are worn one above the other, in order of group precedence from top to bottom, with 1/2 inch between badges. Badges are worn below the ribbons on the pocket flap, or in a similar location for uniforms without

pockets, as described in paragraph 20–15*c* through 20–15*d*. When worn together, the badges with airborne background trimming are considered a single item for placement, and measurement is from the edge of the trimming (or top of the star and wreath for senior and master parachutist badges which project slightly above the trimming). In those instances where the service/dress coat lapel obscures the badges, personnel may wear the badges (or airborne background trimming, if worn beneath the badge) aligned with the left edge of the ribbons or medals (see figs 20–57 and 20–58).



**Figure 20–57. Wearing combat and special skill badges above and below ribbons on coat and service uniform shirt, male**



**Figure 20-58. Wearing combat and special skill badges above and below ribbons on coat and service uniform shirt, female**

(3) Personnel may wear up to three badges above the ribbons or pocket flap, or in a similar location for uniforms without pockets (see figs 20-59 and 20-60). Personnel may only wear one combat or special skill badges from either group 1 or group 2 above the ribbons, above the top of the pocket, or in a similar location for uniforms without pockets. Soldiers may wear up to three badges from groups 3, 4, and 5 above the ribbons, above the top of the pocket, or in a similar location for uniforms without pockets. One badge from either group 1 or group 2 may be worn with badges from groups 3, 4, and 5 so long as the total number of badges worn above the ribbons, above the top of the pocket, or in a similar location for uniforms without pockets does not exceed three. The driver and mechanic badge is not authorized for wear above the ribbons, above the top of the pocket, or in a similar location for uniforms without pockets.

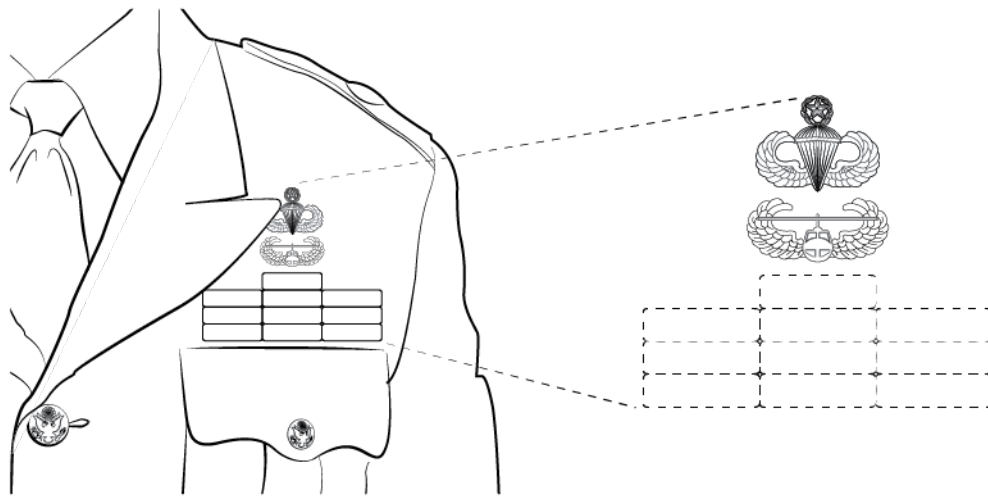
(4) Only three badges (from groups 3, 4, or 5), to include marksmanship badges, can be worn below the ribbons on the pocket flap, or in a similar location for uniforms without pockets, at one time. This total does not include special skill tab metal replicas. Badges from groups 1 and 2 are not authorized for wear below the ribbons on the pocket flap, or in a similar location for uniforms without pockets. Personnel will wear the driver and mechanic badge only on the wearer's left pocket flap or in a similar location on uniforms without pockets. Personnel may not attach more than three clasps to the driver and mechanic badge. See paragraph 20-15a(3) for wear of badges below the ribbons on the pocket flap, or in a similar location for uniforms without pockets.

(5) The order of precedence for combat and special skill badges are established only by group. There is no precedence for combat or special skill badges within the same group. For example, personnel who are authorized to wear the Parachutist and Air Assault badges may determine the order of wear between those two badges.

(6) Wear of commercial, mirror-like finish combat and special skill badges is authorized on service and dress uniforms. However, Soldiers may not mix these badges with combat and special skill badges that do not have the mirror-like finish.

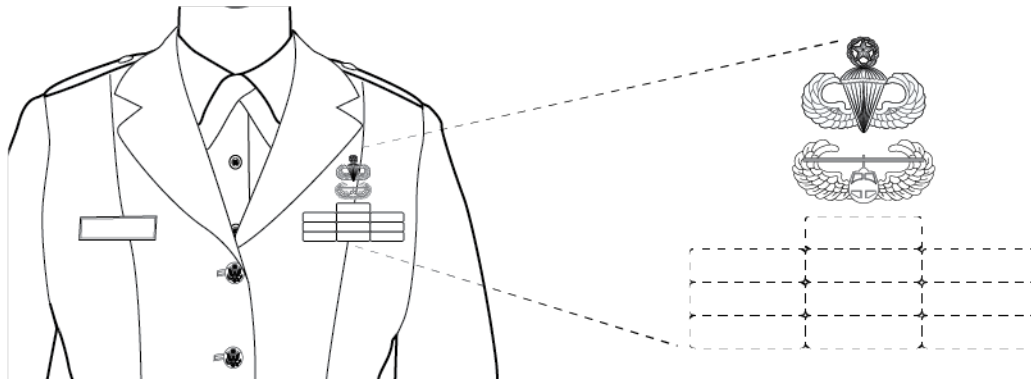
(7) Special skill tab metal replicas may be worn with other special skill badges or marksmanship badges or tab on the pocket flap. Males will wear the special skill tab metal replicas and Presidents Hundred tab 1/8 inch below the top of the pocket equally spaced with other badges and tabs and between the left and right side of the pocket flap. Females wear special skill tab metal replicas with the upper portion of the tab 1/4 inch below the ribbon bar equally spaced under the ribbon bar, or in a similar location if ribbons are not worn. Soldiers may wear special skill badges or marksmanship badges

1/4 inch below lowest portion of the metal tab replica(s) only if the Soldier has more than three combined special skill tab metal replicas, special skill badges, and/or marksmanship badges or tab worn on the pocket flap, or in a similar location for uniforms without pockets. Any special skill badges worn under metal tab replicas on the pocket flap will be worn in order of precedence by group from the wearer's right to left. Special skill tab metal replicas may not be worn one on top of another (stacked) and special skill tab metal replicas may not be worn above the ribbons. See paragraph 22-16e for further wear guidance of special skill tabs. See figure 20-61 for wear of special skill tab metal replicas with other badges on the pocket flap.



**Figure 20–59. Wearing special skill badges above ribbons, male**

---



**Figure 20–60. Wearing special skill badges above ribbons, female**

---

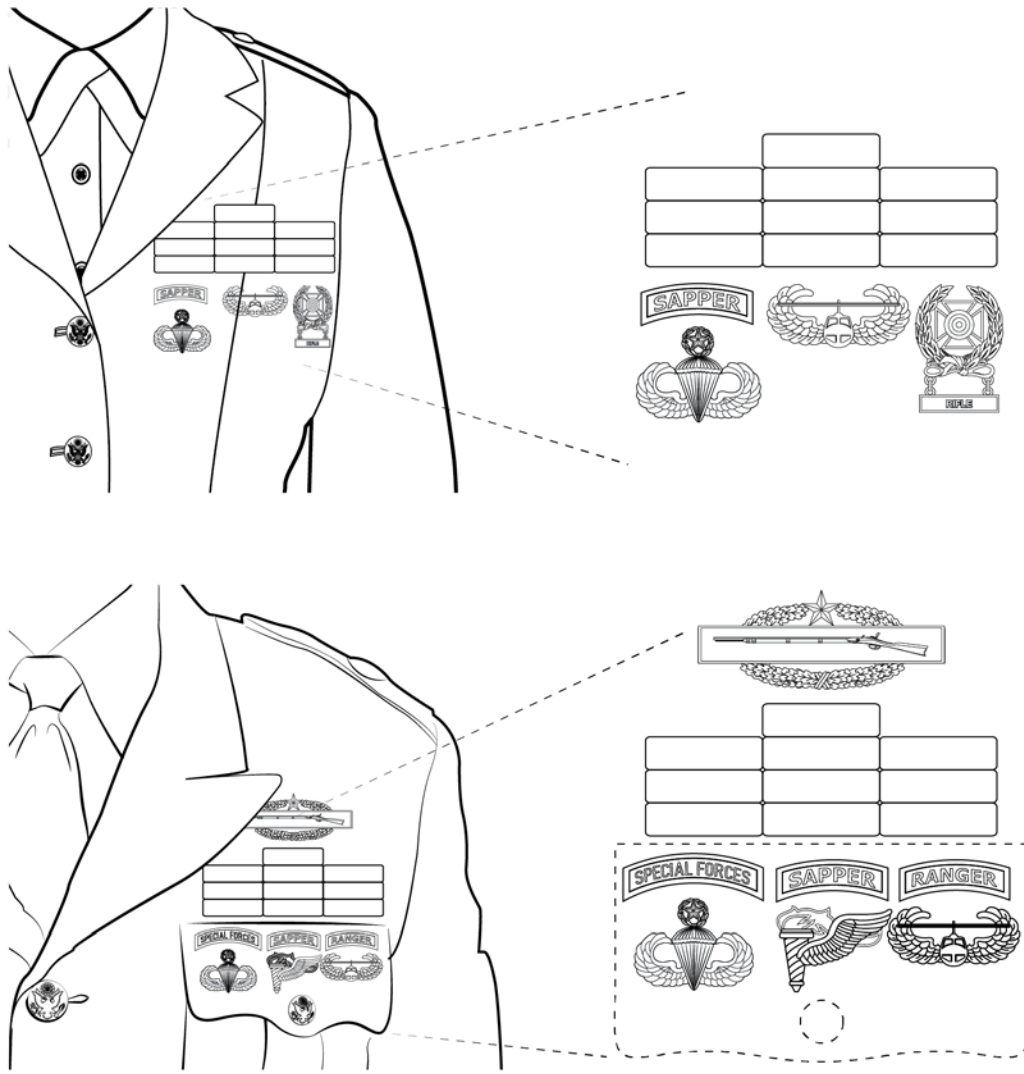


Figure 20-61. Wearing special skill tab metal replicas with other badges

*c. Wear of nonsubdued dress miniature badges and miniature metal tab replicas.*

(1) Dress miniature combat and special skill badges and miniature metal tab replicas are worn on all mess and evening mess uniforms. Personnel may wear up to five combat and special skill badges or miniature metal tab replicas (or a combination). However, personnel may only wear one combat or special skill badge from either group 1 or group 2. When one badge/tab is worn, it is centered immediately above the miniature medals. When two badges/tabs are worn, they are placed side by side and centered immediately above the miniature medals. When three badges/tabs are worn, two are placed side by side and centered immediately above the medals, and the third is centered 1/4 inch above the lower two badges/tabs. When four badges/tabs are worn, they are placed in stacks of two, with the third and fourth badges/tabs centered side by side 1/4 inch above the lower two badges/tabs. When five badges/tabs are worn, the fifth will be worn centered 1/4 inch above the third and fourth badges/tabs. Badges/tabs are worn in order of group precedence from top to bottom and the wearer's right to left; badges will not extend beyond the lapel (see figs 20-62).

(2) Personnel may wear dress miniature combat and special skill badges and miniature metal tab replicas on the service uniform shirt of the Class B uniform in the same manner as full-size combat and special skill badges. However, they may not mix dress miniature combat and special skill badges with full-sized or miniature combat and special skill badges. The



combat infantryman badge and expert infantryman badge are the only badges available in three sizes (full-sized, miniature, and dress miniature); the miniature size of these two badges may be worn on the service uniform shirt or coat when space does not allow to wear the full-sized badge properly or if it is obstructed from view (by the collar).

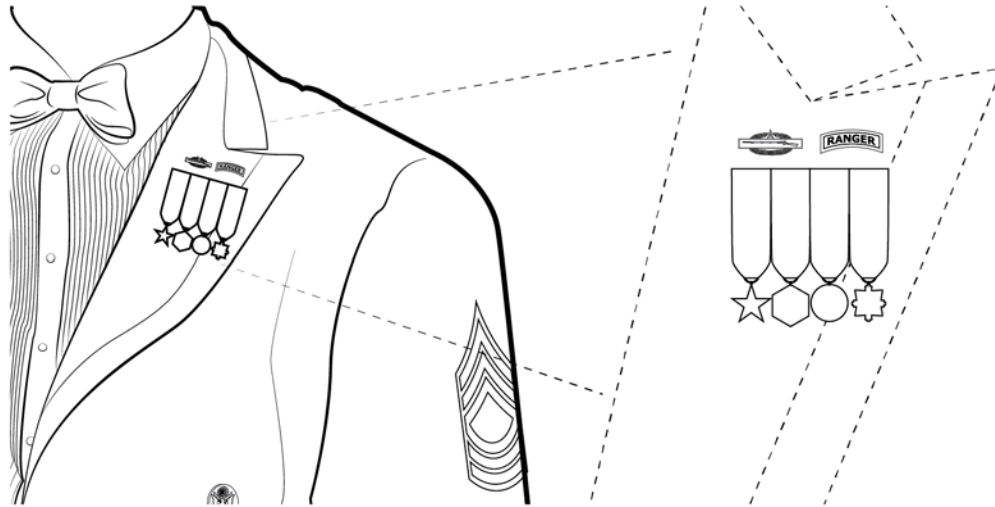


Figure 20–62. Wearing metal tab replicas on Army mess uniforms

*d. Wear of subdued full-sized combat and special skill badges on combat uniforms.*

(1) Subdued combat and special skill badges are worn on the combat uniform above the U.S. Army tape, in order of group precedence, from top to bottom and from the wearer's right to left. Badges may all be either sew-on or pin-on. Soldiers may only wear badges in a deployed or field environment if sewn on. Background material of sew on badges is not included as part of the measurement for placement of badges.

(2) Personnel may wear up to five badges above the U.S. Army tape so long as space allows for the badges on the individual's uniform. Personnel may only wear one combat or special skill badge from either group 1 or group 2. Soldiers may wear up to five badges from groups 3, 4, and 5. One badge from either group 1 or group 2 may be worn with badges from groups 3, 4, and 5 so long as the total number of badges on the combat uniform does not exceed five. The driver and mechanic badges are not authorized for wear on utility uniforms. One or more badges are worn as follows:

(a) When one badge is worn, it is centered 1/8 inch above the U.S. Army tape.

(b) When two badges are worn, they are centered 1/8 inch above the U.S. Army tape in a single vertical column with 1/4 inch between badges.

(c) When three badges are worn, they are centered 1/8 inch above the U.S. Army tape either in a single vertical column with 1/4 inch between badges; or two badges are worn side-by-side, 1/8 inch above and centered on the U.S. Army tape with 1/2 inch between badges horizontally, and the third badge is centered on the U.S. Army tape 1/4 inch above the lower two badges (see fig 20–63).

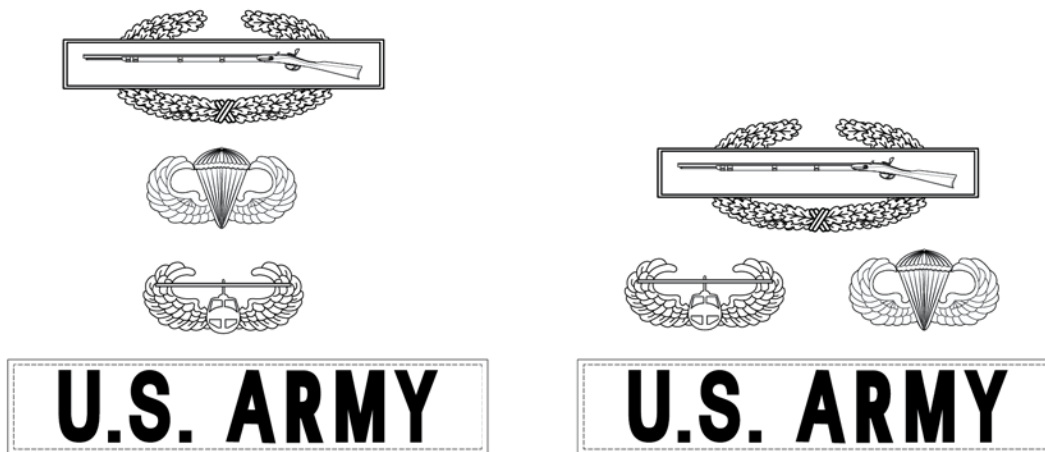


Figure 20-63. Wearing 3 subdued combat and special skill badges

(d) When four badges are worn, they are centered 1/8 inch above the U.S. Army tape, and worn either vertically and side-by-side in stacks of two with 1/4 inch between badges vertically and 1/2 inch between badges horizontally; or two badges are worn side-by-side, 1/8 inch above and centered on the U.S. Army tape with 1/2 inch between badges horizontally, and the remaining two badges are centered on the U.S. Army tape and stacked vertically 1/4 inch above the lower two badges with 1/4 inch between badges. Badges stacked one on top of another are centered on each other with the smaller badge centered above or below (according to precedence) the larger badge; vertical spacing is measured between the larger badges (see fig 20-64).



Figure 20-64. Wearing 4 subdued combat and special skill badges

(e) When five badges are worn, they are worn the same as four badges with the additional badge centered 1/4 inch above the top two badges (see fig 20-65).



Figure 20-65. Wearing 5 subdued combat and special skill badges

*e. Special skill tabs.*

(1) *Ranger tab.*

(a) *Full size, embroidered, full-color and subdued.* The full-color tab is 2 3/8 inches long, 11/16 inch wide, with a 1/8 inch yellow border and the word “RANGER” inscribed in yellow letters 5/16 inch high. The subdued tab is identical, except the background is foliage green for UCP or bagby green for OCP, and the word “RANGER” is in black letters (see fig 20-66).

(b) *Metal replicas, full dress and miniature.* The Ranger tab metal replica is available in two sizes, full and dress miniature. The full-size version is approximately 1 5/32 inches wide. The dress miniature version is 13/16 inch wide.

(c) *By whom worn.* All personnel who are authorized, in accordance with the criteria provided in AR 600-8-22.

(2) *Special Forces tab.*

(a) *Full size, embroidered, full-color and subdued.* The full-color Special Forces tab is a teal blue arc, 3 1/4 inches wide and 11/16 inch high, with the designation “SPECIAL FORCES” in yellow letters, 5/16 inch high. The subdued tab is identical in shape to the full-color tab, but the background is foliage green for UCP or bagby green for OCP, and the words “SPECIAL FORCES” are in black letters (see fig 20-66).

(b) *Metal replicas, full dress and miniature.* The Special Forces tab metal replica is available in two sizes, full and dress miniature. The full-size version is approximately 19/16 inches wide. The dress miniature version is 1 inch wide.

(c) *By whom worn.* All personnel who are authorized, in accordance with the criteria provided in AR 600-8-22.

(3) *Sapper tab.*

(a) *Full size, embroidered, full-color and subdued.* The full-color Sapper tab is a red arc 2 3/8 inches long, 11/16 inch wide, with a 1/8-inch red border and the word “SAPPER” inscribed in white letters 5/16 inch high. The subdued tab is identical in shape to the full-color tab, except the background is foliage green for UCP or bagby green for OCP, and the word “SAPPER” is in black letters.

(b) *Metal replicas, full dress and miniature.* The Sapper tab metal replica is available in two sizes, full and dress miniature. The full-size version is approximately 1 5/32 inches wide. The dress miniature version is 13/16 inches wide.

(c) *By whom worn.* All personnel who are authorized, in accordance with the criteria provided in AR 600-8-22.

(4) For purposes of classification and wear policy, the Sapper, Ranger, and Special Forces tab metal replicas are classified as group 4 special skill badges.

*f. Wear of special skill tabs.*

(1) *Full size, subdued, embroidered.* A maximum of three tabs may be worn on the combat uniform or similar utility uniform. Special skill tabs will be centered both vertically and horizontally on the hook-and-loop-faced pocket flap already provided on the left sleeve of the combat uniform, and ECWCS, with 1/8 inch between tabs (see fig 20-64 and 20-66). On jackets without pocket flaps, special skill tabs are worn centered 1/4 inch above the SSI. The President’s Hundred tab is a marksmanship tab and is worn 1/8 inch below the lowest special skill tab. The maximum of three tabs authorized on

the combat uniform does not include tabs which are a part of the organization shoulder sleeve insignia (such as airborne or mountain tabs).

(2) *Metal tab replicas, full-sized.* On the Army service/dress uniform and on the service uniform shirt, personnel wear the full-sized metal tab replicas as described in paragraph 20–16b. As an option, Soldiers may wear either the full-size or the dress miniature size metal tab replicas on the service uniform shirt. If Soldiers wear the dress miniature versions of the tabs, they cannot mix them with other sizes of combat and special skill badges on the shirts.

(3) *Metal tab replicas, miniature.* Miniature metal tab replicas are worn on the mess and evening mess uniform as described in paragraph 20–16c.



Figure 20–66. Wearing multiple special skill tabs on combat uniforms

g. The physical fitness badge is authorized only as a cloth badge and is worn only on the physical fitness uniform. The badge is worn centered on the upper left front side of the t-shirt. On the IPFU running jacket, the insignia is sewn centered 1/2 inch above the word “Army.” On the APFU running jacket, the insignia is sewn centered 1/2 inch above the Army logo.

## 20–17. Identification badges

a. *Order of precedence.* The following is the order of precedence of U.S. military ID badges authorized for wear on the Army uniform:

- (1) Presidential service ID badge (see fig 20–67).
- (2) Vice-Presidential service ID badge (see fig 20–68).
- (3) Secretary of Defense ID badge (see fig 20–69).
- (4) Joint Chiefs of Staff ID badge (see fig 20–70).
- (5) Combat service ID badge (see fig 20–71).
- (6) The Army staff ID badge (see fig 20–72).
- (7) Guard, Tomb of the Unknown Soldier ID badge (see fig 20–73).
- (8) Drill sergeant ID badge (see fig 20–74).
- (9) U.S. Army recruiter ID badge (AA/USAR) (see fig 20–75).
- (10) Army career counselor ID badge (see fig 20–76).
- (11) Recruiting and retention ID badge (basic, senior, and expert (ARNG)) (see fig 20–77).
- (12) Instructor ID badge (basic, senior, and master) (see fig 20–78).
- (13) Retired service ID badge (for retirees only) (see fig 20–79).




Figure 20-67. Presidential service ID badge

---



Figure 20-68. Vice-Presidential service ID badge

---



Figure 20–69. Secretary of Defense ID badge

---



Figure 20–70. Joint Chiefs of Staff ID badge

---



Figure 20-71. Combat service ID badge

---



Figure 20-72. Army staff ID badge

---



Figure 20-73. Guard, Tomb of the Unknown Soldier ID badge

---



Figure 20-74. Drill sergeant ID badge

---





Figure 20-75. U.S. Army recruiter ID badge, AA and USAR

---



Figure 20-76. Army career counselor ID badge

---

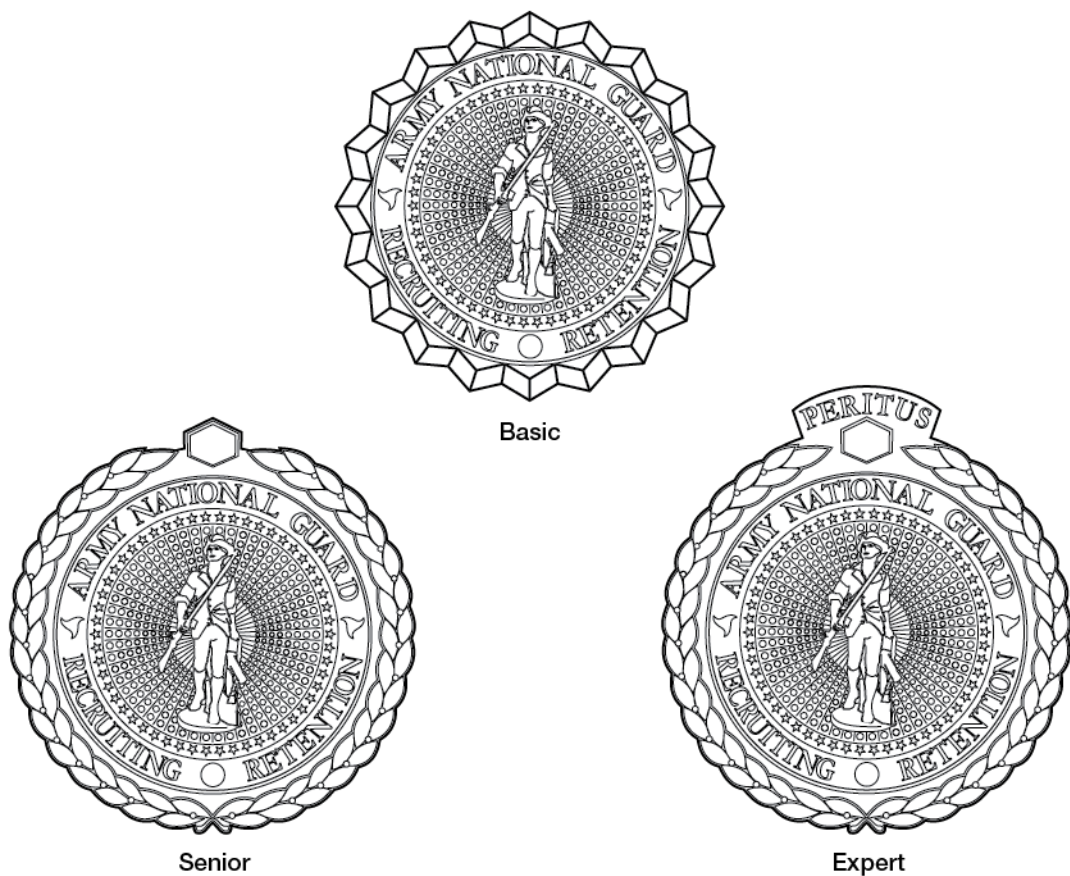


Figure 20–77. Recruiting and retention ID badge (basic, senior, and expert) (ARNG)

---

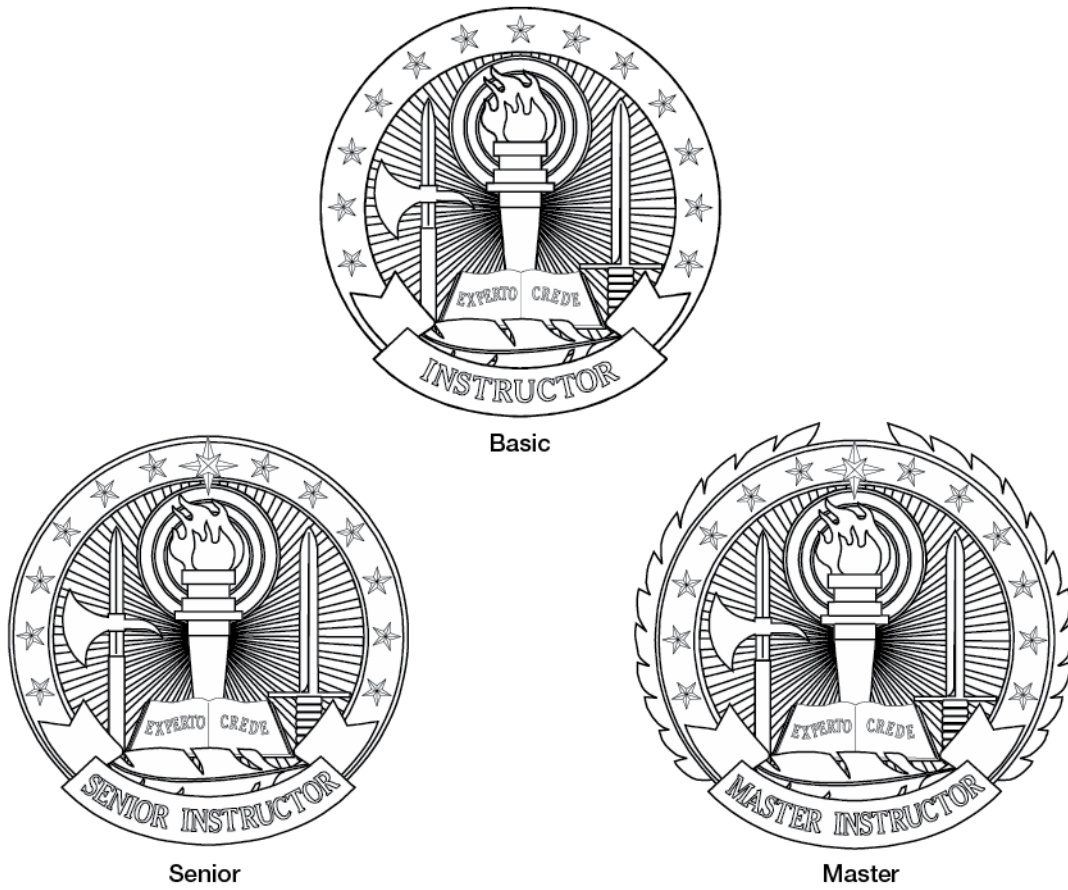



Figure 20–78. Instructor ID badge (basic, senior, and master)



**Figure 20–79. Retired service ID badge (old and new versions)**

---

*b. Temporary badges.* The following badges are authorized for temporary wear. Personnel will not wear these badges for official photographs or for promotion/selection boards. Upon termination of assignment to the command or federal agency that directs the wear of these badges, Soldiers will discontinue wearing these badges on the uniform.

(1) Unified Combatant Command ID badge. The order of precedence for this badge is after the Joint Chiefs of Staff identification badge.

(2) National Defense University ID badge. The order of precedence for this badge is after the Unified Combatant Command identification badge.

(3) The MP ID badge (see fig 20–80). The order of precedence for this badge is after the National Defense University ID badge.

(4) Identification badges of the Office of the Secretary of a Federal Government Agency. These badges do not have an order of precedence in relation to other identification badges in this chapter.



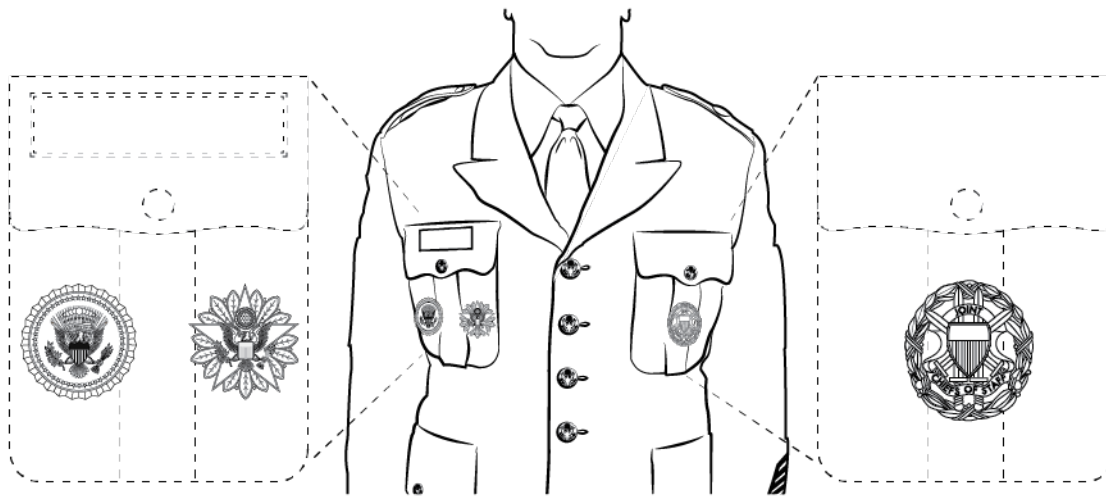
Figure 20–80. Military police ID badge

---

*c. Wearing nonsubdued identification badges.* Personnel may wear no more than two ID badges on one side or pocket of the uniforms prescribed below. When two ID badges are worn on the same side or pocket, the precedence of the badges is from the wearer's right (highest) to left (lowest), as listed in paragraph a, above. When more than two badges are awarded that are worn on the same side or pocket, the individual may determine which two badges are worn on the uniform. ID badges are worn as follows:

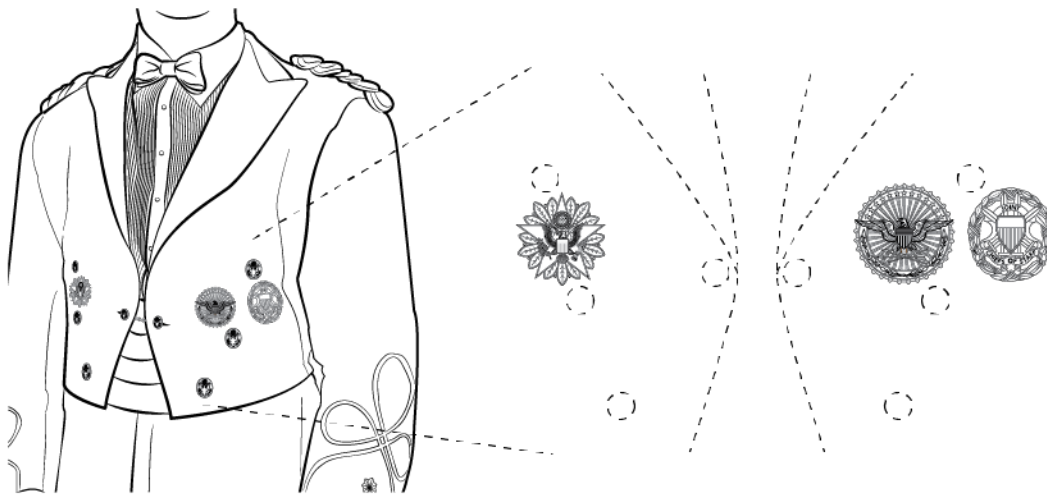
(1) Male personnel.

(a) On the Army service/dress uniform coat and the service uniform shirt, ID badges are worn centered on the pocket of the coat or shirt. The badge is centered between the bottom of the pocket flap and the bottom of the pocket, and centered from left to right. When two badges are worn on the same side, they are spaced equally from left to right on the pocket (see fig 20–81). Personnel may wear miniature ID badges on the Class B version (service uniform) shirts, but may not mix full size ID badges with miniature ID badges unless badges are not available (manufactured) in miniature size (such as the CSIB).



**Figure 20–81. Wearing ID badges on the Army service/dress uniform coat, male**

(b) On the mess and evening mess uniforms, ID badges are worn centered between the upper two buttons of the jacket, with 1 inch between badges when two are worn on the same side (see fig 20–82). Personnel are authorized to wear full-sized ID badges with miniature ID badges on the mess and evening mess uniforms when the badges are not available (manufactured) in miniature size (such as the CSIB).



**Figure 20–82. Wearing ID badges on the mess uniform, male**

(2) Female personnel.

(a) On the Army service/dress uniform, the service uniform shirt, and the maternity tunic, ID badges are worn parallel to the waistline of the coat. When two badges are worn on the same side, they are worn with 1 inch between badges (see fig 20–83). Badges are worn in a comparable position on the maternity tunic and the service uniform shirts. If no other awards, decorations, or insignia (other than the nameplate and rank) are worn on the Class B version (service uniform) shirts, females may place the ID badge parallel to the nameplate, or approximately 1 inch above the nameplate, depending

upon which side the badge is worn (see fig 20–84). Females may adjust placement of badges to conform to individual body-shape differences. Personnel may wear miniature ID badges on the Class B version (service uniform) shirts, but may not mix full size ID badges with miniature ID badges unless badges are not available (manufactured) in miniature size (such as the CSIB).

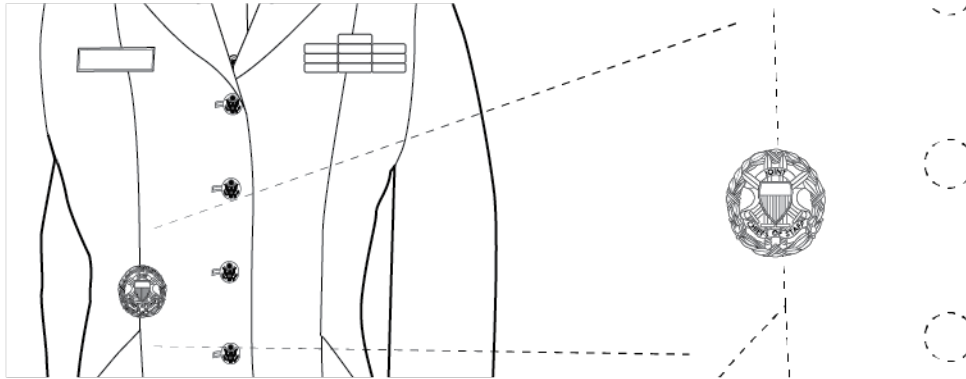


Figure 20–83. Wearing ID badges on the Army service/dress uniform coat, female

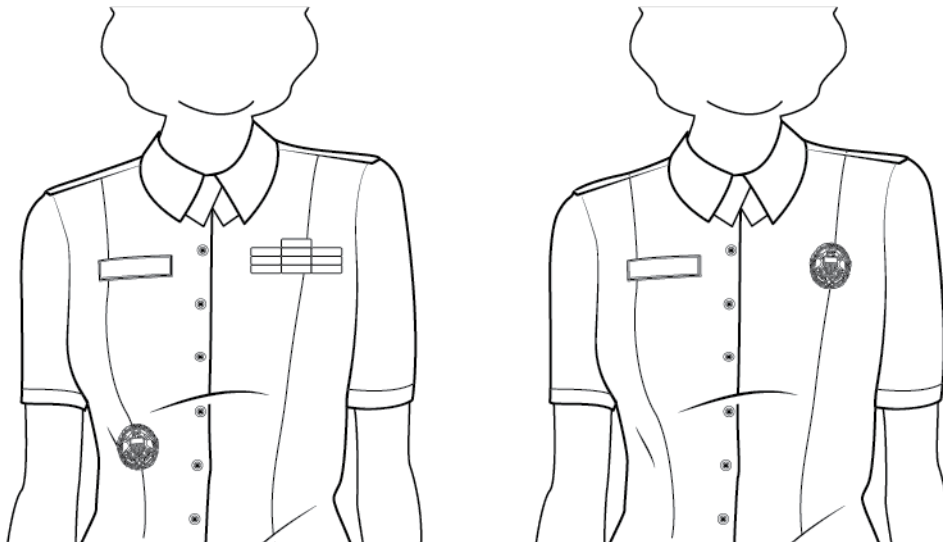


Figure 20–84. Wearing ID badges on the service uniform shirt, female

(b) On the mess and evening mess uniforms, ID badges are worn centered between the lower two buttons of the jacket, with 1 inch between badges when two are worn on the same side (see fig 20–85). Personnel are authorized to wear full-sized ID badges with miniature ID badges on the mess and evening mess uniforms when the badges are not available (manufactured) in miniature size (such as the CSIB).

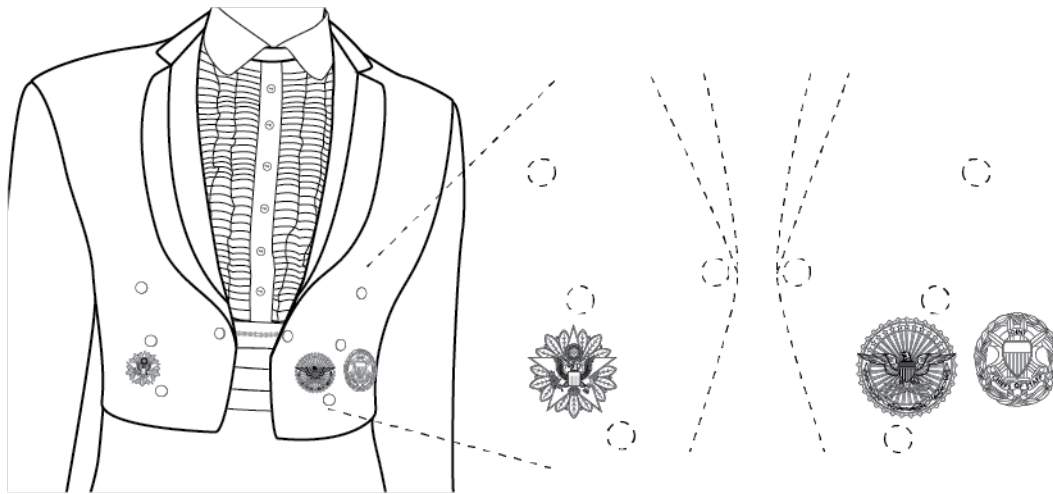


Figure 20-85. Wearing ID badges on the mess uniform, female

*d. Wearing subdued identification badges.* Subdued badges are worn on the utility uniforms, and the combat uniform, when authorized, with the badge centered on the appropriate breast pocket between the bottom of the pocket flap and the bottom of the pocket, or in a similar location on uniforms without pockets. Badges will be parallel to the ground and worn centered on the pocket (not including the pocket flap). Background material of sew on badges is not included as part of the measurement for placement of badges. Personnel may wear only one subdued badge on each side of the uniform.

*e. Position and wear of identification badges.* Badges are worn as prescribed below and in paragraphs c and d above. Badges are worn first on the prescribed side, then using the following order of precedence:

(1) The Presidential service ID badge is worn on the wearer's right side. This badge is only authorized as a nonsubdued metal badge. This badge is not authorized for wear on combat or utility uniforms.

(2) Vice-Presidential service ID badge is worn on the wearer's right side. This badge is only authorized as a nonsubdued metal badge. This badge is not authorized for wear on combat or utility uniforms.

(3) The Secretary of Defense ID badge is worn on the wearer's left side. This badge is only authorized as a nonsubdued metal badge. This badge is not authorized for wear on combat or utility uniforms.

(4) The Joint Chiefs of Staff ID badge is worn on the wearer's left side. This badge is only authorized as a nonsubdued metal badge. This badge is not authorized for wear on combat or utility uniforms.

(5) The combat service ID badge is worn on the wearer's right side. The combat service ID badge is a pin-on badge authorized to be worn on the Army service/dress uniform and the mess and evening mess uniforms, in place of the SSI-FWTS. Personnel may wear only one combat service ID badge at a time. This badge is only authorized as a nonsubdued metal badge. This badge is not authorized for wear on combat or utility uniforms.

(6) The Army staff ID badge is worn on the wearer's right side (see para d(18) for wear on the left side). This badge is only authorized as a nonsubdued metal badge. This badge is not authorized for wear on combat or utility uniforms.

(7) The Guard, Tomb of the Unknown Soldier ID badge is worn on the wearer's right side (see para d(18) for wear on the left side). This badge is authorized as a nonsubdued metal badge, and as a subdued pin-on and sew-on badge.

(8) The drill sergeant ID badge is worn on the wearer's right side (see para d(18) for wear on the left side). This badge is authorized as a nonsubdued metal badge, and as a subdued pin-on and sew-on badge. Officers who were awarded the drill sergeant badge as a permanent award while in an enlisted status are authorized to wear the badge.

(9) The U.S. Army recruiter ID badge, AA/USAR, is worn on the wearer's left side. This badge is authorized as a nonsubdued metal badge, and as a subdued pin-on or sew-on badge.

(a) This badge is authorized for wear by military personnel assigned or attached to the U.S. Army Recruiting Command as designated by the Commanding General, U.S. Army Recruiting Command. (See AR 600-8-22 for eligibility criteria.)

(b) Soldiers currently on recruiting duty will wear the recruiter badge of their component. Personnel may wear only one recruiter badge at a time.



(c) Soldiers currently on recruiting duty wear the recruiting badge in lieu of the DUI or RDI on the black pullover sweater (see para 19-c(3)).

(d) Officers who were awarded the U.S. Army recruiter badge as a permanent award while in an enlisted status are authorized to wear the badge.

(10) The career counselor ID badge is worn on the wearer's right side (see para d(18) for wear on the left side). This badge is authorized as a nonsubdued metal badge, and as a subdued pin-on or sew-on badge.

(a) Only enlisted personnel in CMF 79 are authorized wear of this badge. (See AR 600-8-22 for eligibility criteria.)

(b) Personnel wear the nonsubdued career counselor badge on the black pullover sweater instead of the DUI or RDI.

(11) The recruiting and retention ID badges, ARNG, are worn on the wearer's left side. The badge is authorized as a nonsubdued metal badge in a small and large version, and as a subdued pin-on or sew-on badge. Soldiers currently on recruiting duty will wear the recruiter badge of their component. Soldiers currently on recruiting duty wear the recruiting badge in lieu of the DUI or RDI on the black pullover sweater (see para 19-c(3)). Personnel may wear only one recruiter badge at a time.

(12) The instructor ID badge is worn on the wearer's left side. This badge is authorized as a nonsubdued metal badge, and as a subdued pin-on or sew-on badge. Only one instructor badge is authorized for wear at a time.

(13) The retired service ID badge is worn on the wearer's left side. Personnel may wear the badge only on the Army service/dress uniform after officially retiring from the U.S. Army. Either the old version or new version is authorized for wear.

(14) The unified combatant commander ID badge is worn on the wearer's left side. The design of the badge is unique to the respective command. The badge is authorized for wear by personnel assigned to the combatant commander's staff, and by personnel assigned to subordinate unified commands and direct reporting units to the unified command, at the direction of the unified combatant commander. The badge is worn on the Army service/dress uniform, and on the mess and evening mess uniforms.

(15) The National Defense University (NDU) ID badge is worn on the wearer's right side (see para d(18) for wear on the left side). Personnel assigned to the faculty or staff of NDU; the National War College; Industrial College of the Armed Forces; or the Armed Forces Staff College are authorized to wear the badge during their assignment.

(16) The MP badge is worn on the wearer's left side. The MP badge is authorized for wear on the Class A or B uniform, to include outer garments authorized for wear with the Class A or B uniform such as the black all-weather coat or wind-breaker. The MP badge is the symbol of law enforcement authority vested in MP and is worn by MP Soldiers during official military law enforcement or corrections duties while in garrison and participating as part of a shift or event detail. The badge will be removed immediately upon completion of the shift or event detail. When worn on outer garments, the badge will be worn in a similar location as worn on the Class A and B uniforms. The badge is attached by using a pin clasp or a leather fob. Brassards are worn when MP wear utility uniforms (see paragraph 19-29 for brassard wear policy).

(17) DOD/Joint Agency ID badges are worn by personnel during their assignment to specific DOD and Joint Agencies. Badges may be worn on either pocket/side of the uniform, as long as they do not interfere with the positioning of other badges listed in this chapter. Manner of wear is determined by the agency. This does not apply to the wear of The Secretary of Defense identification badge or the Joint Chiefs of Staff identification badge.

(18) Personnel may move the Army Staff badge or any badge with lower precedence (normally worn on the wearer's right side) to the wearer's left side when wearing the combat service ID badge on the service uniform and Army blue, mess and evening mess uniforms. This allows the combat service ID badge to stand alone on the right side or be worn with other right side badges. Personnel authorized to wear more than four ID badges have the option of choosing the badges worn, as long as they comply with the wear policy outlined above. Personnel must wear the badges on the side authorized for wear and in the order of precedence outlined above. If badges are moved from the right side, they are worn in the order of precedence noted in paragraph e.

*Note.* The placement of the ID badges also applies to the Class B version of each service uniform.

## **20-18. Foreign badges**

*a. Where worn.* Soldiers may wear one foreign badge on the Army service/dress uniform coat, service uniform shirt, and maternity tunic (females only). Foreign badges are not authorized for wear on mess or utility uniforms. Personnel may not wear a foreign badge unless at least one U.S. medal or service ribbon is worn at the same time. Personnel may not wear foreign badges that are awarded only as cloth badges, and personnel may not wear foreign badges that cannot be worn properly because of size or configuration.

*b. How worn.* Males wear the foreign badge centered and 1/8 inch above the right pocket flap, or 1/2 inch above any unit awards that are worn (see fig 20-86). Females wear the badge centered and 1/2 inch above the nameplate, or 1/2 inch above any unit awards that are worn (see fig 20-87). In those instances where the coat lapel obscures the badge, personnel

may wear the badges aligned with the right edge of unit awards or the nameplate. Personnel may not wear a foreign badge unless at least one U.S. medal or service ribbon is worn at the same time. Foreign badges are not authorized for wear on mess or utility uniforms. Personnel may not wear foreign badges that are awarded only as cloth badges. Personnel may not wear foreign badges that cannot be worn properly because of size or configuration.

---

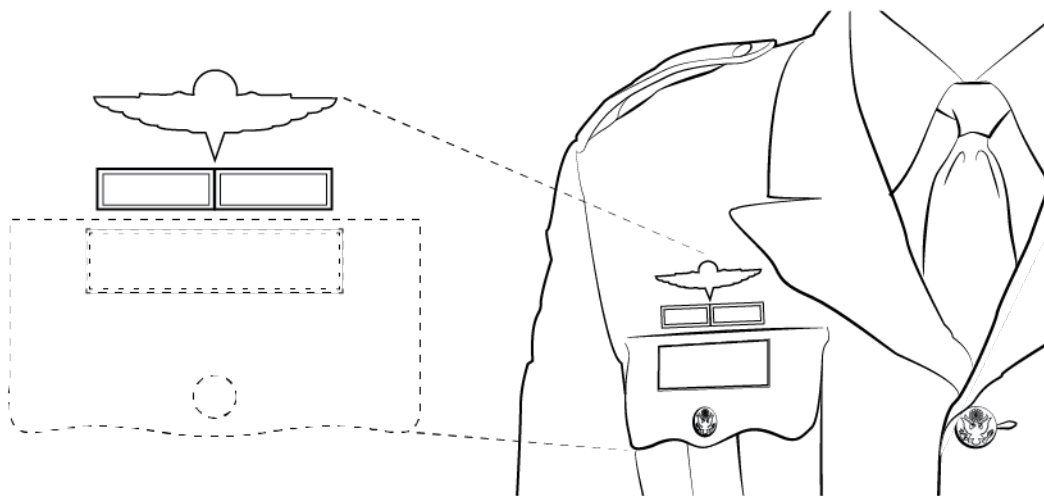


Figure 20–86. Wearing foreign badge, male

---

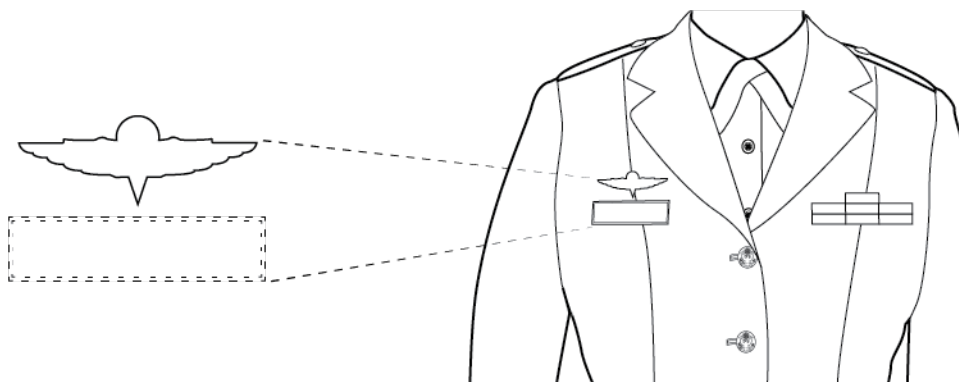


Figure 20–87. Wearing foreign badge, female

---

c. The German Marksmanship Award (Schuetzenschnur) is authorized for wear only by enlisted personnel. Officers may accept, but may not wear, the Schuetzenschnur. If authorized, personnel wear the award on the right side of the uniform coat, with the upper portion attached under the center of the shoulder loop, and the bottom portion attached under the lapel to a button mounted specifically for wearing this award.

## Chapter 21

### Wear of the Army Uniform by Reserve, Retired, Separated, and Civilian Personnel

#### 21–1. Occasions of ceremony

See AR 670–1.

## **21-2. Army National Guard and U.S. Army Reserve**

See AR 670-1.

## **21-3. Retired personnel**

*a.* See AR 670-1 for general wear of the Army uniform by retired personnel.

*b.* Retired personnel not on active duty are not authorized to wear SSI, except as follows:

(1) Personnel performing instructor duties at an educational institution conducting courses of instruction approved by the Armed Forces will wear the SSI of the command that is responsible for the course of instruction. Senior and junior ROTC instructors will wear the Cadet Command SSI on their left shoulder (see AR 145-1 and 145-2 for wear of the uniform by senior and junior ROTC instructors, respectively).

(2) Retired personnel are authorized to wear the SSI for U.S. Army retirees on the left shoulder of the Army green service uniform. The insignia consists of a white cloth disc with a blue border, and an inner white disc with a red border, which bears a blue and white adaptation of the coat of arms of the United States. The outer disk that surrounds the coat of arms contains the inscription "UNITED STATES ARMY" in red letters at the top, and the word "RETIRED" in blue letters at the bottom (see fig -1). On the blue service and dress uniforms, retired personnel will wear the retired service ID badge (see para20-17 and fig 20-79).



**Figure 21-1. Shoulder sleeve insignia, retirees**

(3) Retired personnel may wear the SSI-FWTS on the right shoulder of the Army green service uniform if they were authorized wear of the SSI-FWTS while on active duty (see para 19-17). On the Army blue service/dress uniforms, retired personnel may wear the combat service ID badge (see para 20-17 and fig 20-71) if they were authorized wear of the SSI-FWTS while on active duty.

## **21-4. Former members of the Army**

See AR 670-1.

## **21-5. Medal of Honor recipients**

See AR 670-1.

## **21-6. Medals on civilian clothes**

See AR 670-1.

## **21-7. Prohibition on uniform wear**

See AR 670-1.

## 21–8. Uniform similar to the Army uniform

See AR 670–1.

## 21–9. Distinctive unit insignia on civilian clothing

Former members of an Army unit may wear the DUI on the breast pocket or lapel.

## 21–10. Uniforms by United States civilians

### a. Insignia identifying designation.

(1) The combat uniform subdued insignia is a black equilateral triangle, 1 1/4 inches long per side, with the letters “U.S.” embroidered, 1/4 inch wide and 1/2 inch high. The triangle is printed on a camouflage pattern colored cloth background, 3 inches long and 2 1/2 inches wide. If applicable, the insignia also indicates the designated assignment in black letters, 1/4 inch high.

(2) The authorized designations are as follows:

(a) Scientific consultant.

(b) Operations analyst.

(c) War correspondent.

(d) Technical observer.

(e) Ordnance technician.

(f) Chauffeur.

(g) Messenger.

(h) Logistics specialist.

(i) Safety.

(j) Ammunition surveillance.

(3) Insignia for civilians performing duties not listed above, or when specific designations are not required, will conform to previously described insignia, except the insignia will not denote duty assignment (see fig 21–2).

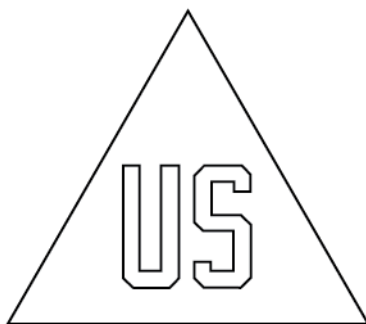


Figure 21–2. Insignia for Civilians

---

(4) Personnel will wear the insignia as follows:

(a) On the Army Combat Uniform and ECWCS jackets, the insignia is worn in the same manner as rank for U.S. Army personnel.

(b) On other uniforms, the insignia is worn centered directly above the left pocket, or on the left sleeve on the utility uniform, and in a similar location on outer garments.

(c) Personnel will center the insignia on the front of the patrol cap or headgear.

b. *Nametape or nameplate.* Personnel will wear a standard size nametape or nameplate in the same manner as for U.S. Army personnel (see para 19–24).

## **Appendix A**

### **References**

#### **Section I**

##### **Required Publications**

Unless otherwise stated, all publications are available at <http://www.apd.army.mil>.

##### **AR 145–1**

Senior Reserve Officers' Training Corps Program: Organization, Administration, and Training (Cited in para 23–3*b*(1).)

##### **AR 145–2**

Organization, Administration, Operation, and Support (Cited in para 23–3*b*(1).)

##### **AR 350–1**

Army Training and Leader Development (Cited in para 22–15*b*.)

##### **AR 40–501**

Standards of Medical Fitness (Cited in para 4–7*j*.)

##### **AR 600–8–22**

Military Awards (Cited in paras 1–6*c*.)

##### **AR 670–1**

Wear and appearance of Army Uniforms and Insignia ( (Cited in paras 1–4.)

##### **AR 700–84**

Issue and Sale of Personal Clothing (Cited in paras 13–6*c*.)

##### **CTA 8–100**

Army Medical Department Expendable/Durable Items  
(Cited in paras 4–3*n*.)

##### **CTA 50–900**

Clothing and Individual Equipment (Cited in paras 4–3*n*.)

##### **CTA 50–970**

Expendable/Durable Items (Except Medical, Class V, Repair Parts, and Heraldic Items) (Cited in paras 9–3*i*.)

##### **TM 10–227**

Fitting of Army Uniforms and Footwear (Cited in paras 13–6*c*.)

#### **Section II**

##### **Related Publications**

A related publication is a source of additional information. The user does not have to read a related publication to understand this regulation. U.S. Code is available at <http://uscode.house.gov/>.

##### **AR 27–60**

Intellectual Property

##### **AR 70–1**

Army Acquisition Policy

##### **AR 95–1**

Flight Regulations

##### **AR 140–10**

Assignments, Attachments, Details, and Transfers

##### **AR 165–1**

Army Chaplain Corps Activities

##### **AR 190–30**

Military Police Investigations

**AR 385–10**

The Army Safety Program

**AR 600–8–10**

Leaves and Passes

**AR 600–8–14**

Identification Cards for Members of the Uniformed Services, Their Eligible Family Members, and Other Eligible Personnel

**AR 600–8–24**

Officer Transfers and Discharges

**AR 635–200**

Active Duty Enlisted Administrative Separations

**AR 672–8**

Manufacture, Sale, Wear, and Quality Control of Heraldic Items

**AR 672–20**

Incentive Awards

**AR 702–7–1**

Reporting of Product Quality Deficiencies within the U.S. Army

**CTA 50–909**

Field and Garrison Furnishings and Equipment

**DA Pam 672–3**

Unit Citation and Campaign Participation Credit Register

**DA Pam 710–2–1**

Using Unit Supply System (Manual Procedures)

**DOD 4500.54–G**

Foreign Clearance Guide (FCG) (Available at <https://www.fcg.pentagon.mil/>.)

**NGR 600–82**

U.S. Army Regimental System-Army National Guard (Available at <http://www.ngbpdc.ngb.army.mil/>.)

**NGR 600–102**

Commissioned and Warrant Officers Assigned to Selective Service Sections State Area Commands (Available at [www.ngbpdc.ngb.army.mil/](http://www.ngbpdc.ngb.army.mil/).)

**NGR 601–1**

Army National Guard Strength Maintenance Program (Available at <http://www.ngbpdc.ngb.army.mil/>.)

**TB Med 287**

Pseudofolliculitis of the Beard and Acne Keloidalis Nuchae

**TM 10–8400–201–23**

General Repair Procedures for Clothing (Available at <https://www.logsa.army.mil/>.)

**10 USC**

Armed Forces

**10 USC, Chapter 47**

Uniform Code of Military Justice

**10 USC, Chapter 1223**

Retired Pay for Non-Regular Service

**10 USC 771, Chapter 45**

The Uniform

**10 USC 772**

When wearing by persons not on active duty authorized

**10 USC 773(b)**

When distinctive insignia required

**18 USC 701**

Official badges, identification cards, other insignia

**18 USC 704**

Military medals or decorations

**32 USC**

National Guard

**Section III**

**Prescribed Forms**

This section contains no entries.

**Section IV**

**Referenced Forms**

Unless otherwise indicated, DA forms are available on the Army Publishing Directorate Web site (<http://www.apd.army.mil>).

**DA Form 2028**

Recommended Changes to Publications and Blank Forms

## Appendix B

### Prescribed Dress

Table B-1 summarizes the attire that makes up various kinds of prescribed dress.

Prescribed	Attire
Duty uniform	Duty uniform as locally prescribed.
Informal uniform	ASU with four-in-hand tie or neck tab <sup>1</sup> : Enlisted personnel may wear the ASU Class A uniforms (with skirt for females) with white shirt and black bow tie (after retreat), four-in-hand necktie (before retreat), or neck tab as a substitute.
Civilian equivalent	Civilian business suit.
Black tie uniform	ASU with black bow tie; blue or white mess uniforms. <sup>1</sup> Enlisted personnel may wear the ASU (with skirt for females) with white shirt and black bow tie or neck tab.
Civilian equivalent	Civilian dinner jacket (tuxedo).
White tie uniform	Army blue evening mess uniform.
Civilian equivalent	Evening full dress (tail coat).

Notes:

<sup>1</sup> Unless otherwise indicated by the host, the uniform equivalent of specified civilian attire may be worn. Invitations may prescribe dress as indicated above; for example, "Army blue or Army blue mess." The Army white mess uniforms are normally worn from April to October, except in clothing zones 1 and 2, in accordance with CTA 50-900.



## Appendix C

### Officer Uniform Requirements

#### C-1. General

Officers are responsible for procuring and maintaining uniforms appropriate to their assigned duties. Officers will procure and maintain sufficient quantities of personal items necessary to ensure acceptable standards of personal hygiene and appearance. It is mandatory that all officers dress according to their position as an officer of the U.S. Army and according to the traditions and customs of the Service.

#### C-2. List of major components

The major items of uniform clothing that are normally prescribed by commanders, with the minimum quantities that all officers should have in their possession, are shown in table C-1 (see note 1).

**Table C-1**

**List of major components**

Item <sup>1</sup>	Minimum No.	
Coat, black, all-weather	1	
Uniform, Army service <sup>4</sup>	1 <sup>2, 3</sup>	
Uniform, Army combat uniform	4	
Coat, cold-weather, ACU pattern, camouflage (field jacket)	1	
Uniform, Army physical fitness		
Short-sleeved (SS) t-shirt (APFU)	2	
Long-sleeved (LS) t-shirt (APFU)	1	
Trunks (APFU)	2	
Jacket (APFU)	1	
Pants (APFU)	1	

Notes:

<sup>1</sup> Commanders may prescribe items not on this list for the performance of duties.

<sup>2</sup> Female officers will possess both skirt and slacks .

<sup>3</sup> Maternity service uniform when applicable and in accordance with AR 670-1, chapter 15.

<sup>4</sup> Additional quantities are authorized as organizational issue by CTA 50-900 when required by officers for performance of official duties while assigned to units with missions that include band formations, reviews, parades, ceremonial events, and other similar events.

#### C-3. Accessories

Officers also are responsible for procuring and maintaining adequate quantities of appropriate accessories, insignia, footwear, undergarments, headgear, and gloves for use with the above uniforms.

## **Appendix D**

### **Clothing Bag List**

#### **D-1. Required clothing items**

Soldiers are required to possess the clothing items in accordance with AR 700-84, and as listed in CTA 50-900, tables 1 and 2 in the quantities shown. Soldiers may purchase and wear optional items authorized by this pamphlet.

#### **D-2. Approved optional items**

Optional purchase items are authorized in lieu of specific items for items that have been approved by the Army and contain the required certification label.

## Appendix E

### Mandatory Possession and Wear-out Dates

#### E-1. Clothing bag items

*a.* All Soldiers are required to possess all clothing bag items as outlined in appendix D. The items and possession dates are listed below in table E-1 for new items, along with the wear-out dates for deleted or replaced items in table E-2.

*b.* Initial entry enlisted Soldiers will be issued these items in their clothing bag. All other Soldiers must purchase them. Enlisted Soldiers will be paid sufficient clothing replacement allowance (CRA) to purchase these items from the military clothing stores. The CRA is paid over a period of time—from the date of the introduction of the item into the system to the mandatory possession date.

#### E-2. Replacement of required items

*a.* The CRA is paid to enlisted Soldiers on an annual basis to provide sufficient funds over a period of time for the replacement of required items of clothing that are prescribed for wear. The CRA is not intended to cover the cost of repair, dry cleaning, or laundering.

*b.* The initial issue represents the minimum uniform requirements. It is possible that Soldiers, particularly careerists, may find it convenient or advantageous to acquire and maintain more uniforms than are provided for in the CRA. In addition, any unusual wear and tear, damage, or loss of items may result in out-of-pocket costs. Greater than average wear of one type of clothing bag item (such as the ACU) is offset by less than average wear of another (such as the Army service/dress uniform).

**Table E-1**

**Possession dates of clothing bag items**

Item	Possession date
Army physical fitness uniform ( jacket, running pants, LS shirt, SS shirts, trunks)	1 October 17
Cap, micro fleece, black	1 October 17
Operational Camouflage Pattern Army Combat Uniform (coat, trousers, and patrol cap )	1 October 19
Boots, combat, coyote	1 October 19
Belt, rigger, tan 499	1 October 19
Undershirt, tan 499	1 October 19

**Table E-2**

**Wear-out dates of clothing bag items**

Item	Wear-out date	Replaced by
Improved physical fitness uniform (jacket, running pants, LS shirt, SS shirt, shorts)	30 September 17	Army physical fitness uniform
Cap, micro fleece, green	30 September 17	Cap, synthetic micro fleece, black
Universal Camouflage Pattern Army Combat Uniform (coat, trousers, and patrol cap)	30 September 19	Operational Camouflage Pattern Army Combat Uniform (coat, trousers, and patrol cap)
Boots, combat, tan	30 September 19	Boots, combat, coyote
Belt, rigger, sand	30 September 19	Belt, rigger, tan 499
Undershirt, sand	30 September 19	Undershirt, tan 499

## Appendix F

### Service Equivalent Uniforms

Table F-1 is intended to serve as a guideline for appropriate attire. Some uniforms are optional, seasonal or required for specific pay grades only. Uniforms may deviate from below matrix depending on event and/or directed by host or command.

**Table F-1**  
**Guideline for appropriate attire--Continued**

Class	Event when worn	Uniform	Civilian (Men)	Civilian (Ladies)
A+	Official formal and evening functions, state occasions, private and formal dinners or at occasions that are less formal requiring more formality than Service uniforms <sup>1</sup>	Blue or white mess evening dress or blue Army Service with bow tie	Formal tuxedo, bow tie is standard formal or semi-formal tuxedo or dark dinner jacket <sup>2</sup>	Formal cocktail or evening gown formal or semi-formal long or short evening dress or evening trousers with a dressy top <sup>2</sup>
A	Parades, ceremonies, reviews, when special honors are being paid, official visits of U.S. or foreign dignitaries <sup>1</sup>	Blue Army Service, green Army Service Class "A" Service dress - tropical. For seasonal use when authorized and temperatures warrant, as determined by commander: long sleeve shirt and tie or short sleeve shirt, no tie (both with top six ribbons, badges and tabs or all ribbons, badges and tabs)	Informal, smart or business casual business suit or coat and tie <sup>2</sup>	Informal, smart or business casual evening or cocktail attire, day dress or business suit or suit <sup>2</sup>
B	Business/ Informal social occasions, uniform of the day, office work	Army Service Class "B" short sleeve shirt, open collar, name tag and rank or long sleeve shirt and tie, name tag and rank	Informal, smart or business casual business suit or sport coat w/out tie. Trousers with open collar shirt <sup>2</sup>	Informal, smart or business casual simple skirt or dress, slacks with jacket, pantsuit. Low or flat shoes acceptable <sup>2</sup>
C	Working uniforms, daily work attire	Utility uniforms (ACU/PT) Class "C" Garrison	Civilian casual slacks with open collar shirt or golf shirt, no sport coat <sup>2</sup>	Civilian casual slacks with blouse, capri pants with sandals or flats <sup>2</sup>
D	Field or plant environment where soiling of clothing is expected	Maintenance/Field duty	Jeans-no holes, shorts-medium length, tennis shoes, work	Jeans-no holes, shorts-medium length, tennis shoes, work boots, sandals, loafers

Notes:

<sup>1</sup> If host indicates a certain dress, follow the host's intent.

<sup>2</sup> Determined by host, current fashion, local customs, time and type of event.

## **Glossary**

### **Section I**

#### **Abbreviations**

**A2CU**

Army aircrew combat uniform

**ACOM**

Army command

**ACU**

Army combat uniform

**APFU**

Army physical fitness uniform

**ARNG**

Army National Guard

**ASCC**

Army service component command

**ASU**

Army service uniform

**CBRN**

chemical, biological, radiological, and nuclear

**CID**

Criminal Investigation Division

**CMF**

career management field

**CSM**

command sergeants major

**CTA**

common table of allowances

**CVC**

Combat vehicle crewman

**DA**

Department of the Army

**DOD**

Department of Defense

**DRU**

direct reporting unit

**DUI**

distinctive unit insignia

**ECWCS**

extended cold weather clothing system

**EOD**

explosive ordnance disposal

**FREE**

Fire resistant environmental ensemble

**IPFU**

improved physical fitness uniform

**NDU**

National Defense University

**NGR**

National Guard regulation

**OC**

oleoresin capsicum

**OCP**

Operation Enduring Freedom Camouflage Pattern

**RDI**

regimental distinctive insignia

**SMA**

Sergeant Major of the Army

**SSI**

shoulder sleeve insignia

**SSI-FWTS**

shoulder sleeve insignia-former wartime service

**TM**

technical manual

**U.S.**

United States

**UCP**

Universal camouflage pattern

**USC**

United States Code

**USMA**

U.S. Military Academy

**Section II****Terms****Accouterment**

Items such as medals, ribbons, insignia, badges, emblems, tabs, and tapes authorized for wear on uniforms.

**Appurtenances**

Devices such as stars, letters, numerals, or clasps worn on the suspension ribbon of the medal, or on the ribbon bar that indicate additional awards, participation in specific events, or other distinguishing characteristics of the award.

**Awards**

An all-inclusive term that consists of any decoration, medal, badge, ribbon, or appurtenance bestowed on an individual or unit.

**Badge**

An award given to an individual for identification purposes or that is awarded for attaining a special skill or proficiency. Certain badges are available in full, miniature, and dress miniature sizes.

**Clothing bag**

Uniform items and personal clothing issued to initial entry Soldiers which all Soldiers are required to maintain throughout their military career.

**Decoration**

A distinctively designed award given to an individual as a mark of honor denoting heroism, or meritorious or outstanding service or achievement.

**Dress uniforms**

Uniforms worn as formal duty attire, or that are worn at formal or informal social functions, before or after retreat. They include the enlisted Army green dress and the Army blue dress uniforms.

**Field uniforms**

Utility and organizational uniforms, excluding the food service uniforms, that are worn in field, training, or combat environments.

**Gold color/gold-colored**

Includes gold plated, gold bullion, and synthetic metallic gold.

**Lapel button**

A miniature enameled replica of an award, which is worn only on civilian clothing.

**Local commander**

The commander of an installation or equivalent in the continental U.S., the Army command/Army service component commander/direct reporting unit commander overseas, and the State Adjutant General for the Army National Guard, as the individual who may prescribe policy on discretionary wear policies in this regulation. The local commander may delegate this authority to subordinate commanders.

**Medal**

An award issued to an individual for the performance of certain duties, acts, or services, consisting of a suspension ribbon made in distinctive colors and from which hangs a medallion.

**Mess uniforms**

Uniforms worn for formal social occasions, when prescribed by the host. Examples include the blue and white mess and evening mess uniforms.

**Miniature medal**

A replica of a regular size medal, made to a scale half of the original. The Medal of Honor is not worn in miniature.

**Optional clothing**

A uniform or clothing item, with or without protective properties (for example, flame resistant clothing), prescribed by the Army Uniform Board and approved by the Chief of Staff, Army to be worn at the individuals option; optional clothing items do not include ballistic protective items, except for protective eyewear.

**Organizational uniforms, clothing, and equipment**

The uniforms, clothing, and equipment listed in the CTA, which are issued to an individual on a loan basis and remain the property of the organization. Commanders issue organizational clothing and equipment in accordance with the allowances and directives published in the appropriate CTA. When issued, organizational clothing is worn when prescribed by the commander in accordance with Army regulations, technical manuals, and the CTA. Examples of organizational uniforms are the maternity work uniform, designated versions of the combat uniform, hospital duty and garrison culinary uniforms, and cold-weather clothing.

**Personal clothing**

Military-type clothing, clothing of a personal nature, and component items listed in CTA 50–900, table I, that are provided to enlisted personnel (specifically, the initial clothing bag issue).

**Ribbon or ribbon bar**

A portion of the suspension ribbon of a medal, worn in lieu of the medal and made in the form of a bar, 1 3/8 inches long by 3/8 inch wide.

**Roll-press**

To remove substantial wrinkles from clothing without creating creases.

**Service medal**

An award made to personnel who participated in designated wars, campaigns, or expeditions or who have fulfilled specified service requirements in a creditable manner.

**Service uniform**

Worn in garrison environments when the wear of utility or dress uniforms is not required or appropriate. Service uniforms consist of the Army blue (previously Class A and Class B) uniforms.

**Silver color and/or colored**

Silver color includes silver-filled, silver-plated, sterling silver, silver bullion, and anodized aluminum.

**Unit award**

An award made to an operating unit, which is worn by members of that unit who participated in the cited action (permanent unit award). Other personnel serving in the cited unit, but who were not assigned to the unit during the action, may be authorized temporary wear of the award (temporary unit award).

**Utility uniforms**

Uniforms normally worn in the field, during training, or while performing duties where it is not practical or appropriate to wear a service uniform. Uniforms classified as utility uniforms are available in DA Pam 670–1.

**Section III****Special Abbreviations and Terms****FCG**

Foreign clearance guide (military)

**OD**

olive drab

**OFTS**

operational, functional, training, or support



**UNCLASSIFIED**

**PIN: 104104-000**